



Cigna Network Analysis

Cigna Behavioral Health Network

Created for...

Cigna Payer Solutions Vermont OAP

June 2022

Access Summary for All Employees With Access

June 2022

Created for...
Cigna Payer Solutions Vermont OAP

Access Analysis
VT State Access
Distance Method
Estimated Driving Distance
Employee Group
All Employees

Provider Group
Routine Office Based Mental Health and Substance Abuse Services
Outpatient Mental Health/Substance Abuse Services
Inpatient Mental Health
Intensive Outpatient
Partial Hospitalization
Inpatient MH/SA or Residential MH/SA

¹ Provider counts represent:
#: Provider access points
L: Unique provider locations

Employees With Access										
Employee		Provider			With Access		Counts ¹		Average Time	
Group	#	Group	Standard	#	%	#	L	1	2	
All Employees	201	Routine Office Based Mental...	1 in 30 mins	124	61.7	2,705	823	2.5	3.2	
		Outpatient Mental Health/Sub...	1 in 30 mins	121	60.2	38	35	9.2	12.5	
		Inpatient Mental Health	1 in 60 mins	127	63.2	11	10	16.4	30.0	
		Intensive Outpatient	1 in 60 mins	128	63.7	33	30	11.1	16.8	
		Partial Hospitalization	1 in 60 mins	127	63.2	15	13	18.3	24.2	
		Inpatient MH/SA or Residentia...	1 in 60 mins	127	63.2	19	18	15.2	23.2	

Key Geographic Areas									
State Name	City	Employee	Provider		With Access		Counts ¹	Average Time	
		#	Group	Standard	#	%	#	1	2
Vermont	Burlington	6	Inpatient Mental Health	1 in 60 mins	6	100.0	2	2.8	4.3
	Essex Junction	6	Inpatient Mental Health	1 in 60 mins	6	100.0	0	6.1	8.9
	Burlington	6	Inpatient MH/SA or Residen...	1 in 60 mins	6	100.0	3	2.2	3.3
	Essex Junction	6	Inpatient MH/SA or Residen...	1 in 60 mins	6	100.0	0	6.1	6.9
	Burlington	6	Intensive Outpatient	1 in 60 mins	6	100.0	5	2.6	2.6
	Essex Junction	6	Intensive Outpatient	1 in 60 mins	6	100.0	1	2.1	4.6
	Burlington	6	Outpatient Mental Health/S...	1 in 30 mins	6	100.0	5	2.6	2.6
	Essex Junction	6	Outpatient Mental Health/S...	1 in 30 mins	6	100.0	1	2.1	4.6
	Burlington	6	Partial Hospitalization	1 in 60 mins	6	100.0	3	2.6	3.1
	Essex Junction	6	Partial Hospitalization	1 in 60 mins	6	100.0	0	6.4	6.4
	Burlington	6	Routine Office Based Menta...	1 in 30 mins	6	100.0	505	0.5	0.7
	Essex Junction	6	Routine Office Based Menta...	1 in 30 mins	6	100.0	65	0.6	0.7
	Barre	5	Inpatient Mental Health	1 in 60 mins	5	100.0	0	5.8	44.0
	South Burlington	5	Inpatient Mental Health	1 in 60 mins	5	100.0	0	4.0	4.9
	Barre	5	Inpatient MH/SA or Residen...	1 in 60 mins	5	100.0	0	5.8	26.5
	South Burlington	5	Inpatient MH/SA or Residen...	1 in 60 mins	5	100.0	0	4.0	4.7
	Barre	5	Intensive Outpatient	1 in 60 mins	5	100.0	2	1.9	5.4
	South Burlington	5	Intensive Outpatient	1 in 60 mins	5	100.0	2	2.2	3.4
	Barre	5	Outpatient Mental Health/S...	1 in 30 mins	5	100.0	3	1.9	3.1
	South Burlington	5	Outpatient Mental Health/S...	1 in 30 mins	5	100.0	2	2.2	3.4
	Barre	5	Partial Hospitalization	1 in 60 mins	5	100.0	0	26.5	41.1
	South Burlington	5	Partial Hospitalization	1 in 60 mins	5	100.0	1	3.3	4.1
	Barre	5	Routine Office Based Menta...	1 in 30 mins	5	100.0	92	0.6	1.1
	South Burlington	5	Routine Office Based Menta...	1 in 30 mins	5	100.0	158	0.4	0.7
	Colchester	4	Inpatient Mental Health	1 in 60 mins	4	100.0	0	6.0	8.6
	Poultney	4	Inpatient Mental Health	1 in 60 mins	4	100.0	0	18.0	49.4
	Winooski	4	Inpatient Mental Health	1 in 60 mins	4	100.0	0	2.6	6.5
	Colchester	4	Inpatient MH/SA or Residen...	1 in 60 mins	4	100.0	0	6.0	6.7
	Poultney	4	Inpatient MH/SA or Residen...	1 in 60 mins	4	100.0	0	16.3	19.4
	Winooski	4	Inpatient MH/SA or Residen...	1 in 60 mins	4	100.0	0	2.6	3.9

Access Summary for All Employees Without Access

June 2022

Created for...
Cigna Payer Solutions Vermont OAP

Access Analysis
VT State Access
Distance Method
Estimated Driving Distance
Employee Group
All Employees

Provider Group
Routine Office Based Mental Health and Substance Abuse Services
Outpatient Mental Health/Substance Abuse Services
Inpatient Mental Health
Intensive Outpatient
Partial Hospitalization
Inpatient MH/SA or Residential MH/SA

¹ Provider counts represent:
#: Provider access points
L: Unique provider locations

Employees Without Access									
Employee		Provider		Without Access		Counts ¹		Average Time	
Group	#	Group	Standard	#	%	#	L	1	2
All Employees	201	Routine Office Based Mental...	1 in 30 mins	77	38.3	2,705	823	443.3	443.6
		Outpatient Mental Health/Sub...	1 in 30 mins	80	39.8	38	35	430.9	440.9
		Inpatient Mental Health	1 in 60 mins	74	36.8	11	10	464.3	475.4
		Intensive Outpatient	1 in 60 mins	73	36.3	33	30	468.2	479.3
		Partial Hospitalization	1 in 60 mins	74	36.8	15	13	463.5	474.9
		Inpatient MH/SA or Residenti...	1 in 60 mins	74	36.8	19	18	463.4	474.8

Key Geographic Areas									
State Name	City	Employee	Provider		Without Access		Counts ¹	Average Time	
		#	Group	Standard	#	%	#	1	2
Massachusetts	Springfield	17	Inpatient Mental Health	1 in 60 mins	17	100.0	0	69.4	72.2
			Inpatient MH/SA or Reside...	1 in 60 mins	17	100.0	0	69.4	72.2
			Intensive Outpatient	1 in 60 mins	17	100.0	0	69.4	72.2
			Outpatient Mental Health/S...	1 in 30 mins	17	100.0	0	69.4	72.2
			Partial Hospitalization	1 in 60 mins	17	100.0	0	69.4	72.2
			Routine Office Based Ment...	1 in 30 mins	17	100.0	0	64.3	64.8
Connecticut	Prospect	2	Inpatient Mental Health	1 in 60 mins	2	100.0	0	104.0	105.6
			Inpatient MH/SA or Reside...	1 in 60 mins	2	100.0	0	104.0	105.6
			Intensive Outpatient	1 in 60 mins	2	100.0	0	104.0	105.6
			Outpatient Mental Health/S...	1 in 30 mins	2	100.0	0	104.0	105.6
			Partial Hospitalization	1 in 60 mins	2	100.0	0	104.0	105.6
			Routine Office Based Ment...	1 in 30 mins	2	100.0	0	99.1	99.7
Alaska	Seward	1	Inpatient Mental Health	1 in 60 mins	1	100.0	0	3,188.0	3,195.4
California	La Mesa	1	Inpatient Mental Health	1 in 60 mins	1	100.0	0	3,812.1	3,849.0
Connecticut	Barkhamsted	1	Inpatient Mental Health	1 in 60 mins	1	100.0	0	76.4	77.3
	East Haddam	1	Inpatient Mental Health	1 in 60 mins	1	100.0	0	105.1	107.2
	Higganum	1	Inpatient Mental Health	1 in 60 mins	1	100.0	0	102.3	104.5
	Killingworth	1	Inpatient Mental Health	1 in 60 mins	1	100.0	0	113.6	115.8
	Litchfield	1	Inpatient Mental Health	1 in 60 mins	1	100.0	0	89.5	93.2
	Middletown	1	Inpatient Mental Health	1 in 60 mins	1	100.0	0	106.8	109.2
	Newtown	1	Inpatient Mental Health	1 in 60 mins	1	100.0	0	112.9	117.4
	Sherman	1	Inpatient Mental Health	1 in 60 mins	1	100.0	0	104.5	113.7
Delaware	Middletown	1	Inpatient Mental Health	1 in 60 mins	1	100.0	0	305.6	322.9
Florida	Immokalee	1	Inpatient Mental Health	1 in 60 mins	1	100.0	0	1,384.1	1,399.2
	Pompano Beach	1	Inpatient Mental Health	1 in 60 mins	1	100.0	0	1,502.1	1,516.0
	Port Saint Lucie	1	Inpatient Mental Health	1 in 60 mins	1	100.0	0	1,425.1	1,440.2
Louisiana	Logansport	1	Inpatient Mental Health	1 in 60 mins	1	100.0	0	1,597.8	1,631.1
Maine	Bowdoin	1	Inpatient Mental Health	1 in 60 mins	1	100.0	0	134.5	134.5
	Buxton	1	Inpatient Mental Health	1 in 60 mins	1	100.0	0	98.6	98.6
	Camden	1	Inpatient Mental Health	1 in 60 mins	1	100.0	0	180.1	184.3



Accessibility Detail

Access Detail for All Employees With Access

June 2022

Created for...
Cigna Payer Solutions Vermont OAP

- Access Analysis
- VT State Access
- Distance Method
- Estimated Driving Distance
- Employee / Provider Groups
- All Employees
- Routine Office Based Mental Health and Substance Abuse Services
- Outpatient Mental Health/Substance Abuse Services
- Inpatient Mental Health
- Intensive Outpatient
- Partial Hospitalization
- Inpatient MH/SA or Residential MH/SA

All Employees																				
State Name	County	City	Zip Code	Employee	Provider		Counts	With Access		Average Time										
				#	Group	Standard	#	#	%	1	2									
Massachusetts	Hampden	Westfield	01085	1	Inpatient Mental H...	1 in 60 mins	0	1	100.0	56.6	58.6									
					Intensive Outpatient	1 in 60 mins	0	1	100.0	56.6	58.6									
					Partial Hospitalizat...	1 in 60 mins	0	1	100.0	56.6	58.6									
					Inpatient MH/SA o...	1 in 60 mins	0	1	100.0	56.6	58.6									
New Hampshire	Cheshire	Hinsdale	03451	1	Routine Office Ba...	1 in 30 mins	0	1	100.0	5.1	5.5									
					Outpatient Mental...	1 in 30 mins	0	1	100.0	5.5	7.5									
					Inpatient Mental H...	1 in 60 mins	0	1	100.0	5.5	7.5									
					Intensive Outpatient	1 in 60 mins	0	1	100.0	5.5	7.5									
					Partial Hospitalizat...	1 in 60 mins	0	1	100.0	5.5	7.5									
					Inpatient MH/SA o...	1 in 60 mins	0	1	100.0	5.5	7.5									
					Keene	03431	1	Routine Office Ba...	1 in 30 mins	0	1	100.0	14.6	15.1						
								Outpatient Mental...	1 in 30 mins	0	1	100.0	18.2	19.9						
								Inpatient Mental H...	1 in 60 mins	0	1	100.0	19.9	22.1						
								Intensive Outpatient	1 in 60 mins	0	1	100.0	18.2	19.9						
								Partial Hospitalizat...	1 in 60 mins	0	1	100.0	18.2	19.9						
					Coos	Gorham	03581	1	1	Intensive Outpatient	1 in 60 mins	0	1	100.0	46.0	68.0				
										Grafton	Bristol	03222	1	Inpatient Mental H...	1 in 60 mins	0	1	100.0	33.1	33.1
														Intensive Outpatient	1 in 60 mins	0	1	100.0	33.1	33.1
														Partial Hospitalizat...	1 in 60 mins	0	1	100.0	33.1	33.1
	Inpatient MH/SA o...	1 in 60 mins	0	1										100.0	33.1	33.1				
	Hanover	03755	1	Routine Office Ba...	1 in 30 mins	0	1	100.0	2.7					2.7						
				Outpatient Mental...	1 in 30 mins	0	1	100.0	3.2	5.6										
				Inpatient Mental H...	1 in 60 mins	0	1	100.0	5.6	5.6										
				Intensive Outpatient	1 in 60 mins	0	1	100.0	3.2	5.6										
				Partial Hospitalizat...	1 in 60 mins	0	1	100.0	5.6	5.6										
	Lebanon	03766	1	Routine Office Ba...	1 in 30 mins	0	1	100.0	4.0	4.0										
				Outpatient Mental...	1 in 30 mins	0	1	100.0	4.4	4.4										
				Inpatient Mental H...	1 in 60 mins	0	1	100.0	4.4	4.4										
				Intensive Outpatient	1 in 60 mins	0	1	100.0	4.4	4.4										
Partial Hospitalizat...				1 in 60 mins	0	1	100.0	4.4	4.4											
Lisbon	03585	1	Routine Office Ba...	1 in 30 mins	0	1	100.0	11.3	11.3											
			Outpatient Mental...	1 in 30 mins	0	1	100.0	18.2	21.0											
			Inpatient Mental H...	1 in 60 mins	0	1	100.0	35.6	54.3											
			Intensive Outpatient	1 in 60 mins	0	1	100.0	18.2	26.7											
			Partial Hospitalizat...	1 in 60 mins	0	1	100.0	27.1	54.3											
Sullivan	Charlestown	03603	1	1	Inpatient MH/SA o...	1 in 60 mins	0	1	100.0	27.1	35.6									
					Routine Office Ba...	1 in 30 mins	0	1	100.0	6.1	6.3									

Access Detail for All Employees With Access

June 2022

Created for...
Cigna Payer Solutions Vermont OAP

- Access Analysis
- VT State Access
- Distance Method
- Estimated Driving Distance
- Employee / Provider Groups
- All Employees
- Routine Office Based Mental Health and Substance Abuse Services
- Outpatient Mental Health/Substance Abuse Services
- Inpatient Mental Health
- Intensive Outpatient
- Partial Hospitalization
- Inpatient MH/SA or Residential MH/SA

All Employees											
State Name	County	City	Zip Code	Employee	Provider		Counts	With Access		Average Time	
				#	Group	Standard	#	#	%	1	2
New Hampshire	Sullivan	Charlestown	03603	1	Outpatient Mental...	1 in 30 mins	0	1	100.0	8.8	11.1
					Inpatient Mental H...	1 in 60 mins	0	1	100.0	8.8	32.0
					Intensive Outpatient	1 in 60 mins	0	1	100.0	8.8	11.1
					Partial Hospitalizat...	1 in 60 mins	0	1	100.0	30.5	32.0
					Inpatient MH/SA o...	1 in 60 mins	0	1	100.0	8.8	32.0
					Routine Office Ba...	1 in 30 mins	0	1	100.0	15.8	16.0
	Grantham	03753	1	Outpatient Mental...	1 in 30 mins	0	1	100.0	20.6	20.6	
				Inpatient Mental H...	1 in 60 mins	0	1	100.0	20.6	20.6	
				Intensive Outpatient	1 in 60 mins	0	1	100.0	20.6	20.6	
				Partial Hospitalizat...	1 in 60 mins	0	1	100.0	20.6	20.6	
				Inpatient MH/SA o...	1 in 60 mins	0	1	100.0	20.6	20.6	
				Routine Office Ba...	1 in 30 mins	0	1	100.0	19.6	19.6	
	Newport	03773	1	Outpatient Mental...	1 in 30 mins	0	1	100.0	23.3	27.8	
				Inpatient Mental H...	1 in 60 mins	0	1	100.0	27.8	27.8	
				Intensive Outpatient	1 in 60 mins	0	1	100.0	23.3	27.8	
				Partial Hospitalizat...	1 in 60 mins	0	1	100.0	27.8	27.8	
				Inpatient MH/SA o...	1 in 60 mins	0	1	100.0	27.8	27.8	
				Routine Office Ba...	1 in 30 mins	0	1	100.0	27.8	27.8	
New York	Essex	Bloomingdale	12913	1	Inpatient Mental H...	1 in 60 mins	0	1	100.0	51.6	53.2
					Intensive Outpatient	1 in 60 mins	0	1	100.0	51.2	51.4
					Partial Hospitalizat...	1 in 60 mins	0	1	100.0	51.2	51.6
					Inpatient MH/SA o...	1 in 60 mins	0	1	100.0	51.2	51.6
					Routine Office Ba...	1 in 30 mins	0	1	100.0	22.2	22.6
					Inpatient Mental H...	1 in 60 mins	0	1	100.0	46.9	47.2
	Washington	Hudson Falls	12839	1	Intensive Outpatient	1 in 60 mins	0	1	100.0	46.9	46.9
					Partial Hospitalizat...	1 in 60 mins	0	1	100.0	46.9	47.2
					Inpatient MH/SA o...	1 in 60 mins	0	1	100.0	38.4	46.9
					Routine Office Ba...	1 in 30 mins	0	1	100.0	6.7	7.4
					Outpatient Mental...	1 in 30 mins	0	1	100.0	14.2	35.0
					Inpatient Mental H...	1 in 60 mins	0	1	100.0	39.6	40.4
Vermont	Addison	Bridport	05734	1	Intensive Outpatient	1 in 60 mins	0	1	100.0	14.2	35.0
					Partial Hospitalizat...	1 in 60 mins	0	1	100.0	14.2	37.4
					Inpatient MH/SA o...	1 in 60 mins	0	1	100.0	14.2	39.6
					Routine Office Ba...	1 in 30 mins	0	1	100.0	5.1	6.8
					Outpatient Mental...	1 in 30 mins	0	1	100.0	13.7	23.5
					Inpatient Mental H...	1 in 60 mins	0	1	100.0	27.2	27.2
	Starksboro	05487	1	Intensive Outpatient	1 in 60 mins	0	1	100.0	13.7	23.5	
				Partial Hospitalizat...	1 in 60 mins	0	1	100.0	13.7	23.8	
				Inpatient MH/SA o...	1 in 60 mins	0	1	100.0	13.7	27.2	
				Routine Office Ba...	1 in 30 mins	4	1	100.0	0.1	0.1	
				Outpatient Mental...	1 in 30 mins	1	1	100.0	0.1	22.3	
				Vergennes	05491	1					

Access Detail for All Employees With Access

June 2022
 Created for...
 Cigna Payer Solutions Vermont OAP

Access Analysis
 VT State Access
 Distance Method
 Estimated Driving Distance
 Employee / Provider Groups
 All Employees
 Routine Office Based Mental Health and Substance Abuse Services
 Outpatient Mental Health/Substance Abuse Services
 Inpatient Mental Health
 Intensive Outpatient
 Partial Hospitalization
 Inpatient MH/SA or Residential MH/SA

All Employees														
State Name	County	City	Zip Code	Employee	Provider		Counts	With Access		Average Time				
				#	Group	Standard	#	#	%	1	2			
Vermont	Addison	Vergennes	05491	1	Inpatient Mental H...	1 in 60 mins	0	1	100.0	25.2	27.3			
					Intensive Outpatient	1 in 60 mins	1	1	100.0	0.1	22.3			
					Partial Hospitalizat...	1 in 60 mins	1	1	100.0	0.1	22.3			
					Inpatient MH/SA o...	1 in 60 mins	1	1	100.0	0.1	25.2			
					Whiting	05778	1	Routine Office Ba...	1 in 30 mins	2	1	100.0	4.4	4.4
								Outpatient Mental...	1 in 30 mins	0	1	100.0	23.3	31.4
								Inpatient Mental H...	1 in 60 mins	0	1	100.0	31.4	50.5
								Intensive Outpatient	1 in 60 mins	0	1	100.0	23.3	31.4
								Partial Hospitalizat...	1 in 60 mins	0	1	100.0	23.3	31.4
								Inpatient MH/SA o...	1 in 60 mins	0	1	100.0	23.3	31.4
	Bennington	Arlington	05250	1	Routine Office Ba...	1 in 30 mins	1	1	100.0	1.3	10.2			
					Outpatient Mental...	1 in 30 mins	0	1	100.0	16.4	39.7			
					Inpatient Mental H...	1 in 60 mins	0	1	100.0	16.4	39.7			
					Intensive Outpatient	1 in 60 mins	0	1	100.0	16.4	39.7			
					Partial Hospitalizat...	1 in 60 mins	0	1	100.0	16.4	40.2			
					Inpatient MH/SA o...	1 in 60 mins	0	1	100.0	16.4	34.4			
					Bennington	05201	3	Routine Office Ba...	1 in 30 mins	66	3	100.0	0.6	0.9
								Outpatient Mental...	1 in 30 mins	1	3	100.0	1.3	35.7
								Inpatient Mental H...	1 in 60 mins	1	3	100.0	1.3	35.7
								Intensive Outpatient	1 in 60 mins	1	3	100.0	1.3	35.7
	Partial Hospitalizat...	1 in 60 mins	1	3				100.0	1.3	35.7				
	Inpatient MH/SA o...	1 in 60 mins	1	3				100.0	1.3	35.4				
	Peru	05152	1	Routine Office Ba...	1 in 30 mins	0	1	100.0	3.2	3.2				
				Outpatient Mental...	1 in 30 mins	0	1	100.0	25.9	29.4				
				Inpatient Mental H...	1 in 60 mins	0	1	100.0	29.4	30.3				
				Intensive Outpatient	1 in 60 mins	0	1	100.0	25.9	29.4				
				Partial Hospitalizat...	1 in 60 mins	0	1	100.0	30.1	30.3				
				Inpatient MH/SA o...	1 in 60 mins	0	1	100.0	20.5	29.4				
				Caledonia	Danville	05828	1	Routine Office Ba...	1 in 30 mins	6	1	100.0	3.4	3.4
								Outpatient Mental...	1 in 30 mins	0	1	100.0	5.8	6.5
Inpatient Mental H...								1 in 60 mins	0	1	100.0	36.3	40.6	
Intensive Outpatient								1 in 60 mins	0	1	100.0	6.5	31.5	
Partial Hospitalizat...	1 in 60 mins	0	1					100.0	31.5	40.6				
Inpatient MH/SA o...	1 in 60 mins	0	1					100.0	31.5	36.3				
Hardwick	05843	1	Routine Office Ba...	1 in 30 mins	27	1	100.0	0.9	0.9					
			Outpatient Mental...	1 in 30 mins	0	1	100.0	20.6	23.4					
			Inpatient Mental H...	1 in 60 mins	0	1	100.0	28.9	37.5					
			Intensive Outpatient	1 in 60 mins	0	1	100.0	23.4	27.3					
			Partial Hospitalizat...	1 in 60 mins	0	1	100.0	37.5	38.8					
			Inpatient MH/SA o...	1 in 60 mins	0	1	100.0	28.9	37.5					

Access Detail for All Employees With Access

June 2022

Created for...
Cigna Payer Solutions Vermont OAP

- Access Analysis
- VT State Access
- Distance Method
- Estimated Driving Distance
- Employee / Provider Groups
- All Employees
- Routine Office Based Mental Health and Substance Abuse Services
- Outpatient Mental Health/Substance Abuse Services
- Inpatient Mental Health
- Intensive Outpatient
- Partial Hospitalization
- Inpatient MH/SA or Residential MH/SA

All Employees															
State Name	County	City	Zip Code	Employee	Provider		Counts	With Access		Average Time					
				#	Group	Standard	#	#	%	1	2				
Vermont	Caledonia	Lyndonville	05851	2	Routine Office Ba...	1 in 30 mins	9	2	100.0	2.1	2.9				
					Outpatient Mental...	1 in 30 mins	0	2	100.0	6.0	7.9				
					Inpatient Mental H...	1 in 60 mins	0	2	100.0	36.9	46.1				
					Intensive Outpatient	1 in 60 mins	0	2	100.0	7.5	35.4				
					Partial Hospitalizat...	1 in 60 mins	0	2	100.0	36.8	41.0				
					Inpatient MH/SA o...	1 in 60 mins	0	2	100.0	36.8	41.0				
					Routine Office Ba...	1 in 30 mins	54	1	100.0	0.3	0.3				
					Outpatient Mental...	1 in 30 mins	2	1	100.0	2.4	2.7				
					Inpatient Mental H...	1 in 60 mins	0	1	100.0	39.2	42.4				
		Intensive Outpatient	1 in 60 mins	1	1	100.0	2.7	34.4							
		Partial Hospitalizat...	1 in 60 mins	0	1	100.0	34.4	42.4							
		Inpatient MH/SA o...	1 in 60 mins	0	1	100.0	34.4	39.2							
		Chittenden	Burlington	05401	3	Routine Office Ba...	1 in 30 mins	485	3	100.0	0.1	0.2			
					Outpatient Mental...	1 in 30 mins	5	3	100.0	0.7	0.9				
					Inpatient Mental H...	1 in 60 mins	2	3	100.0	1.1	3.0				
					Intensive Outpatient	1 in 60 mins	5	3	100.0	0.7	0.9				
					Partial Hospitalizat...	1 in 60 mins	3	3	100.0	0.9	1.8				
					Inpatient MH/SA o...	1 in 60 mins	3	3	100.0	0.5	1.8				
					Chittenden	Burlington	05405	1	Routine Office Ba...	1 in 30 mins	14	1	100.0	0.6	0.6
								Outpatient Mental...	1 in 30 mins	0	1	100.0	0.9	0.9	
								Inpatient Mental H...	1 in 60 mins	0	1	100.0	0.6	3.2	
		Intensive Outpatient	1 in 60 mins	0				1	100.0	0.9	0.9				
		Partial Hospitalizat...	1 in 60 mins	0				1	100.0	0.9	0.9				
		Inpatient MH/SA o...	1 in 60 mins	0				1	100.0	0.6	1.7				
		Chittenden	Burlington	05408				2	Routine Office Ba...	1 in 30 mins	5	2	100.0	1.0	1.5
								Outpatient Mental...	1 in 30 mins	0	2	100.0	6.1	6.1	
								Inpatient Mental H...	1 in 60 mins	0	2	100.0	6.5	6.9	
	Intensive Outpatient				1 in 60 mins	0	2	100.0	6.1	6.1					
	Partial Hospitalizat...				1 in 60 mins	0	2	100.0	6.1	6.1					
	Inpatient MH/SA o...				1 in 60 mins	0	2	100.0	5.4	6.5					
	Chittenden				Colchester	05439	1	Routine Office Ba...	1 in 30 mins	0	1	100.0	0.4	0.4	
							Outpatient Mental...	1 in 30 mins	0	1	100.0	0.5	3.6		
							Inpatient Mental H...	1 in 60 mins	0	1	100.0	5.1	8.0		
		Intensive Outpatient	1 in 60 mins	0			1	100.0	0.5	3.6					
		Partial Hospitalizat...	1 in 60 mins	0			1	100.0	5.4	5.4					
		Inpatient MH/SA o...	1 in 60 mins	0			1	100.0	5.1	6.0					
		Chittenden	Colchester	05446			3	Routine Office Ba...	1 in 30 mins	36	3	100.0	0.8	0.9	
							Outpatient Mental...	1 in 30 mins	0	3	100.0	2.7	5.1		
							Inpatient Mental H...	1 in 60 mins	0	3	100.0	6.2	8.8		
					Intensive Outpatient	1 in 60 mins	0	3	100.0	2.7	5.1				

Access Detail for All Employees With Access

June 2022

Created for...
Cigna Payer Solutions Vermont OAP

- Access Analysis
- VT State Access
- Distance Method
- Estimated Driving Distance
- Employee / Provider Groups
- All Employees
- Routine Office Based Mental Health and Substance Abuse Services
- Outpatient Mental Health/Substance Abuse Services
- Inpatient Mental Health
- Intensive Outpatient
- Partial Hospitalization
- Inpatient MH/SA or Residential MH/SA

All Employees													
State Name	County	City	Zip Code	Employee	Provider		Counts	With Access		Average Time			
				#	Group	Standard	#	#	%	1	2		
Vermont	Chittenden	Colchester	05446	3	Partial Hospitalizat...	1 in 60 mins	0	3	100.0	6.3	6.3		
					Inpatient MH/SA o...	1 in 60 mins	0	3	100.0	6.2	6.9		
				Essex Junction	05452	6	Routine Office Ba...	1 in 30 mins	64	6	100.0	0.6	0.7
							Outpatient Mental...	1 in 30 mins	1	6	100.0	2.1	4.6
						Inpatient Mental H...	1 in 60 mins	0	6	100.0	6.1	8.9	
						Intensive Outpatient	1 in 60 mins	1	6	100.0	2.1	4.6	
		Partial Hospitalizat...	1 in 60 mins			0	6	100.0	6.4	6.4			
		Inpatient MH/SA o...	1 in 60 mins			0	6	100.0	6.1	6.9			
		Hinesburg	05461	2	Routine Office Ba...	1 in 30 mins	4	2	100.0	2.6	2.8		
					Outpatient Mental...	1 in 30 mins	0	2	100.0	14.9	15.7		
				Inpatient Mental H...	1 in 60 mins	0	2	100.0	18.9	19.1			
				Intensive Outpatient	1 in 60 mins	0	2	100.0	14.9	15.7			
	Partial Hospitalizat...			1 in 60 mins	0	2	100.0	14.9	17.3				
	Inpatient MH/SA o...			1 in 60 mins	0	2	100.0	16.8	19.0				
	Jericho			05465	1	Routine Office Ba...	1 in 30 mins	3	1	100.0	2.0	2.7	
						Outpatient Mental...	1 in 30 mins	0	1	100.0	10.8	13.0	
					Inpatient Mental H...	1 in 60 mins	0	1	100.0	14.6	16.6		
					Intensive Outpatient	1 in 60 mins	0	1	100.0	10.8	13.0		
					Partial Hospitalizat...	1 in 60 mins	0	1	100.0	14.8	14.8		
					Inpatient MH/SA o...	1 in 60 mins	0	1	100.0	14.6	15.6		
	Milton	05468	2	Routine Office Ba...	1 in 30 mins	12	2	100.0	0.2	0.4			
				Outpatient Mental...	1 in 30 mins	0	2	100.0	9.1	13.5			
			Inpatient Mental H...	1 in 60 mins	0	2	100.0	14.9	17.6				
			Intensive Outpatient	1 in 60 mins	0	2	100.0	9.1	13.5				
			Partial Hospitalizat...	1 in 60 mins	0	2	100.0	15.2	15.2				
			Inpatient MH/SA o...	1 in 60 mins	0	2	100.0	14.9	15.9				
	South Burling...	05403	5	Routine Office Ba...	1 in 30 mins	158	5	100.0	0.4	0.7			
				Outpatient Mental...	1 in 30 mins	2	5	100.0	2.2	3.4			
			Inpatient Mental H...	1 in 60 mins	0	5	100.0	4.0	4.9				
			Intensive Outpatient	1 in 60 mins	2	5	100.0	2.2	3.4				
Partial Hospitalizat...			1 in 60 mins	1	5	100.0	3.3	4.1					
Inpatient MH/SA o...			1 in 60 mins	0	5	100.0	4.0	4.7					
Waterbury	05676	1	Routine Office Ba...	1 in 30 mins	0	1	100.0	7.4	7.5				
			Outpatient Mental...	1 in 30 mins	0	1	100.0	22.2	23.0				
		Inpatient Mental H...	1 in 60 mins	0	1	100.0	25.6	26.5					
		Intensive Outpatient	1 in 60 mins	0	1	100.0	22.2	23.0					
		Partial Hospitalizat...	1 in 60 mins	0	1	100.0	23.0	26.5					
		Inpatient MH/SA o...	1 in 60 mins	0	1	100.0	25.6	26.5					
Williston	05495	3	Routine Office Ba...	1 in 30 mins	42	3	100.0	1.4	1.8				
			Outpatient Mental...	1 in 30 mins	0	3	100.0	6.3	7.1				

Access Detail for All Employees With Access

June 2022

Created for...
Cigna Payer Solutions Vermont OAP

- Access Analysis
- VT State Access
- Distance Method
- Estimated Driving Distance
- Employee / Provider Groups
- All Employees
- Routine Office Based Mental Health and Substance Abuse Services
- Outpatient Mental Health/Substance Abuse Services
- Inpatient Mental Health
- Intensive Outpatient
- Partial Hospitalization
- Inpatient MH/SA or Residential MH/SA

All Employees											
State Name	County	City	Zip Code	Employee	Provider		Counts	With Access		Average Time	
				#	Group	Standard	#	#	%	1	2
Vermont	Franklin	Sheldon	05483	1	Routine Office Ba...	1 in 30 mins	0	1	100.0	5.2	5.2
					Outpatient Mental...	1 in 30 mins	0	1	100.0	10.1	11.7
					Inpatient Mental H...	1 in 60 mins	0	1	100.0	40.5	42.8
					Intensive Outpatient	1 in 60 mins	0	1	100.0	10.1	33.1
					Partial Hospitalizat...	1 in 60 mins	0	1	100.0	40.6	40.6
					Inpatient MH/SA o...	1 in 60 mins	0	1	100.0	40.5	41.1
	Grand Isle	South Hero	05486	1	Routine Office Ba...	1 in 30 mins	3	1	100.0	0.3	0.8
					Outpatient Mental...	1 in 30 mins	0	1	100.0	18.6	18.6
					Inpatient Mental H...	1 in 60 mins	0	1	100.0	18.8	18.9
					Intensive Outpatient	1 in 60 mins	0	1	100.0	18.6	18.6
					Partial Hospitalizat...	1 in 60 mins	0	1	100.0	18.6	18.6
					Inpatient MH/SA o...	1 in 60 mins	0	1	100.0	18.0	18.8
	Lamoille	Cambridge	05444	1	Routine Office Ba...	1 in 30 mins	1	1	100.0	1.4	3.2
					Outpatient Mental...	1 in 30 mins	0	1	100.0	21.2	21.7
					Inpatient Mental H...	1 in 60 mins	0	1	100.0	28.8	31.3
					Intensive Outpatient	1 in 60 mins	0	1	100.0	21.2	21.7
					Partial Hospitalizat...	1 in 60 mins	0	1	100.0	29.0	29.0
					Inpatient MH/SA o...	1 in 60 mins	0	1	100.0	28.8	29.5
	Johnson	05656	1	Routine Office Ba...	1 in 30 mins	6	1	100.0	0.4	0.4	
				Inpatient Mental H...	1 in 60 mins	0	1	100.0	34.0	38.8	
				Intensive Outpatient	1 in 60 mins	0	1	100.0	30.9	30.9	
				Partial Hospitalizat...	1 in 60 mins	0	1	100.0	39.1	39.1	
				Inpatient MH/SA o...	1 in 60 mins	0	1	100.0	34.0	38.8	
				Routine Office Ba...	1 in 30 mins	0	1	100.0	0.8	3.1	
Lake Elmore	05657	1	Outpatient Mental...	1 in 30 mins	0	1	100.0	22.5	24.8		
			Inpatient Mental H...	1 in 60 mins	0	1	100.0	24.9	41.6		
			Intensive Outpatient	1 in 60 mins	0	1	100.0	22.5	25.2		
			Partial Hospitalizat...	1 in 60 mins	0	1	100.0	41.8	41.8		
			Inpatient MH/SA o...	1 in 60 mins	0	1	100.0	24.9	41.6		
			Routine Office Ba...	1 in 30 mins	127	1	100.0	0.5	0.7		
Morrisville	05661	1	Outpatient Mental...	1 in 30 mins	0	1	100.0	22.9	26.2		
			Inpatient Mental H...	1 in 60 mins	0	1	100.0	25.9	37.3		
			Intensive Outpatient	1 in 60 mins	0	1	100.0	22.9	26.2		
			Partial Hospitalizat...	1 in 60 mins	0	1	100.0	37.6	37.6		
			Inpatient MH/SA o...	1 in 60 mins	0	1	100.0	25.9	37.3		
			Routine Office Ba...	1 in 30 mins	44	1	100.0	0.4	0.5		
Stowe	05672	1	Outpatient Mental...	1 in 30 mins	0	1	100.0	20.6	24.1		
			Inpatient Mental H...	1 in 60 mins	0	1	100.0	23.6	30.7		
			Intensive Outpatient	1 in 60 mins	0	1	100.0	20.6	24.1		
			Partial Hospitalizat...	1 in 60 mins	0	1	100.0	31.0	31.0		

Access Detail for All Employees With Access

June 2022

Created for...
Cigna Payer Solutions Vermont OAP

- Access Analysis
- VT State Access
- Distance Method
- Estimated Driving Distance
- Employee / Provider Groups
- All Employees
- Routine Office Based Mental Health and Substance Abuse Services
- Outpatient Mental Health/Substance Abuse Services
- Inpatient Mental Health
- Intensive Outpatient
- Partial Hospitalization
- Inpatient MH/SA or Residential MH/SA

All Employees													
State Name	County	City	Zip Code	Employee	Provider		Counts	With Access		Average Time			
				#	Group	Standard	#	#	%	1	2		
Vermont	Lamoille	Stowe	05672	1	Inpatient MH/SA o...	1 in 60 mins	0	1	100.0	23.6	30.7		
		Wolcott	05680	1	Routine Office Ba...	1 in 30 mins	3	1	100.0	1.8	1.9		
						Outpatient Mental...	1 in 30 mins	0	1	100.0	23.5	26.2	
						Inpatient Mental H...	1 in 60 mins	0	1	100.0	26.1	41.6	
						Intensive Outpatient	1 in 60 mins	0	1	100.0	23.5	26.2	
						Partial Hospitalizat...	1 in 60 mins	0	1	100.0	41.8	41.8	
						Inpatient MH/SA o...	1 in 60 mins	0	1	100.0	26.1	41.6	
			Orange	Randolph Ce...	05061	3	Routine Office Ba...	1 in 30 mins	0	3	100.0	1.9	4.3
							Outpatient Mental...	1 in 30 mins	0	3	100.0	7.3	18.8
							Inpatient Mental H...	1 in 60 mins	0	3	100.0	19.7	35.1
						Intensive Outpatient	1 in 60 mins	0	3	100.0	7.3	19.6	
						Partial Hospitalizat...	1 in 60 mins	0	3	100.0	24.4	35.1	
						Inpatient MH/SA o...	1 in 60 mins	0	3	100.0	19.7	24.4	
				Strafford	05072	1	Routine Office Ba...	1 in 30 mins	0	1	100.0	6.2	8.7
							Outpatient Mental...	1 in 30 mins	0	1	100.0	18.1	18.7
							Inpatient Mental H...	1 in 60 mins	0	1	100.0	18.7	18.7
							Intensive Outpatient	1 in 60 mins	0	1	100.0	18.1	18.7
						Partial Hospitalizat...	1 in 60 mins	0	1	100.0	18.7	18.7	
						Inpatient MH/SA o...	1 in 60 mins	0	1	100.0	18.7	18.7	
			Topsham	05076	1	Routine Office Ba...	1 in 30 mins	0	1	100.0	6.8	6.8	
						Outpatient Mental...	1 in 30 mins	0	1	100.0	10.8	17.6	
						Inpatient Mental H...	1 in 60 mins	0	1	100.0	21.2	39.1	
						Intensive Outpatient	1 in 60 mins	0	1	100.0	10.8	17.6	
						Partial Hospitalizat...	1 in 60 mins	0	1	100.0	10.8	39.1	
						Inpatient MH/SA o...	1 in 60 mins	0	1	100.0	10.8	21.2	
			Tunbridge	05077	1	Routine Office Ba...	1 in 30 mins	0	1	100.0	5.3	7.5	
						Outpatient Mental...	1 in 30 mins	0	1	100.0	11.3	23.2	
						Inpatient Mental H...	1 in 60 mins	0	1	100.0	25.4	25.4	
						Intensive Outpatient	1 in 60 mins	0	1	100.0	11.3	23.2	
						Partial Hospitalizat...	1 in 60 mins	0	1	100.0	24.0	25.4	
					Inpatient MH/SA o...	1 in 60 mins	0	1	100.0	24.0	25.4		
	Orleans	Craftsbury	05826	1	Routine Office Ba...	1 in 30 mins	1	1	100.0	1.3	1.3		
					Inpatient Mental H...	1 in 60 mins	0	1	100.0	30.1	36.1		
						Intensive Outpatient	1 in 60 mins	0	1	100.0	30.1	34.3	
						Partial Hospitalizat...	1 in 60 mins	0	1	100.0	30.1	49.4	
						Inpatient MH/SA o...	1 in 60 mins	0	1	100.0	30.1	36.1	
			Newport	05855	2	Routine Office Ba...	1 in 30 mins	33	2	100.0	0.5	0.5	
						Outpatient Mental...	1 in 30 mins	2	2	100.0	1.0	1.3	
						Inpatient Mental H...	1 in 60 mins	1	2	100.0	1.2	61.6	
						Intensive Outpatient	1 in 60 mins	1	2	100.0	1.2	5.9	

Access Detail for All Employees With Access

June 2022
 Created for...
 Cigna Payer Solutions Vermont OAP

- Access Analysis
- VT State Access
- Distance Method
- Estimated Driving Distance
- Employee / Provider Groups
- All Employees
- Routine Office Based Mental Health and Substance Abuse Services
- Outpatient Mental Health/Substance Abuse Services
- Inpatient Mental Health
- Intensive Outpatient
- Partial Hospitalization
- Inpatient MH/SA or Residential MH/SA

All Employees															
State Name	County	City	Zip Code	Employee	Provider		Counts	With Access		Average Time					
				#	Group	Standard	#	#	%	1	2				
Vermont	Orleans	Newport	05855	2	Partial Hospitalizat...	1 in 60 mins	1	2	100.0	1.2	69.6				
					Inpatient MH/SA o...	1 in 60 mins	1	2	100.0	1.2	61.6				
		North Troy	05859	1	Routine Office Ba...	1 in 30 mins	2	1	100.0	3.2	4.3				
					Outpatient Mental...	1 in 30 mins	0	1	100.0	15.2	17.2				
					Inpatient Mental H...	1 in 60 mins	0	1	100.0	17.2	58.6				
					Intensive Outpatient	1 in 60 mins	0	1	100.0	17.2	20.2				
					Partial Hospitalizat...	1 in 60 mins	0	1	100.0	17.2	72.9				
					Inpatient MH/SA o...	1 in 60 mins	0	1	100.0	17.2	58.6				
					Rutland	Bomoseen	05732	3	Routine Office Ba...	1 in 30 mins	22	3	100.0	2.2	2.3
									Outpatient Mental...	1 in 30 mins	0	3	100.0	13.4	13.6
	Inpatient Mental H...	1 in 60 mins	0	3					100.0	13.4	49.1				
	Intensive Outpatient	1 in 60 mins	0	3					100.0	13.4	13.6				
	Partial Hospitalizat...	1 in 60 mins	0	3					100.0	13.4	14.0				
	Inpatient MH/SA o...	1 in 60 mins	0	3					100.0	13.4	23.7				
	Castleton	05735	2	Routine Office Ba...	1 in 30 mins	1	2	100.0	1.4	1.4					
				Outpatient Mental...	1 in 30 mins	0	2	100.0	11.2	11.4					
				Inpatient Mental H...	1 in 60 mins	0	2	100.0	11.2	48.4					
				Intensive Outpatient	1 in 60 mins	0	2	100.0	11.2	11.4					
				Partial Hospitalizat...	1 in 60 mins	0	2	100.0	11.2	11.9					
				Inpatient MH/SA o...	1 in 60 mins	0	2	100.0	11.2	21.4					
				Fair Haven	05743	2	Routine Office Ba...	1 in 30 mins	0	2	100.0	3.0	4.5		
							Outpatient Mental...	1 in 30 mins	0	2	100.0	15.6	15.6		
							Inpatient Mental H...	1 in 60 mins	0	2	100.0	15.6	52.4		
							Intensive Outpatient	1 in 60 mins	0	2	100.0	15.6	15.6		
	Middletown S...	05757	1	Partial Hospitalizat...	1 in 60 mins	0	2	100.0	15.6	16.3					
				Inpatient MH/SA o...	1 in 60 mins	0	2	100.0	15.6	22.1					
				Routine Office Ba...	1 in 30 mins	0	1	100.0	9.9	10.6					
				Outpatient Mental...	1 in 30 mins	0	1	100.0	14.9	14.9					
				Inpatient Mental H...	1 in 60 mins	0	1	100.0	14.9	46.9					
				Intensive Outpatient	1 in 60 mins	0	1	100.0	14.9	14.9					
North Claren...	05759	1	Partial Hospitalizat...	1 in 60 mins	0	1	100.0	14.9	15.7						
			Inpatient MH/SA o...	1 in 60 mins	0	1	100.0	7.2	14.9						
			Routine Office Ba...	1 in 30 mins	0	1	100.0	2.0	2.0						
			Outpatient Mental...	1 in 30 mins	0	1	100.0	2.6	3.1						
			Inpatient Mental H...	1 in 60 mins	0	1	100.0	3.7	37.4						
			Intensive Outpatient	1 in 60 mins	0	1	100.0	2.6	3.1						
			Partial Hospitalizat...	1 in 60 mins	0	1	100.0	3.1	3.7						
			Inpatient MH/SA o...	1 in 60 mins	0	1	100.0	3.7	8.0						
Pittsford	05763	1	Routine Office Ba...	1 in 30 mins	0	1	100.0	5.7	6.2						
			Outpatient Mental...	1 in 30 mins	0	1	100.0	6.9	6.9						

Access Detail for All Employees With Access

June 2022

Created for...
Cigna Payer Solutions Vermont OAP

- Access Analysis
- VT State Access
- Distance Method
- Estimated Driving Distance
- Employee / Provider Groups
- All Employees
- Routine Office Based Mental Health and Substance Abuse Services
- Outpatient Mental Health/Substance Abuse Services
- Inpatient Mental Health
- Intensive Outpatient
- Partial Hospitalization
- Inpatient MH/SA or Residential MH/SA

All Employees														
State Name	County	City	Zip Code	Employee	Provider		Counts	With Access		Average Time				
				#	Group	Standard	#	#	%	1	2			
Vermont	Rutland	Pittsford	05763	1	Inpatient Mental H...	1 in 60 mins	0	1	100.0	6.9	37.2			
					Intensive Outpatient	1 in 60 mins	0	1	100.0	6.9	6.9			
					Partial Hospitalizat...	1 in 60 mins	0	1	100.0	6.9	6.9			
					Inpatient MH/SA o...	1 in 60 mins	0	1	100.0	6.9	17.5			
					Poultney	05764	4	Routine Office Ba...	1 in 30 mins	1	4	100.0	1.4	6.1
								Outpatient Mental...	1 in 30 mins	0	4	100.0	18.0	18.0
		Rutland	05701		2	Inpatient Mental H...	1 in 60 mins	0	4	100.0	18.0	49.4		
						Intensive Outpatient	1 in 60 mins	0	4	100.0	18.0	18.0		
						Partial Hospitalizat...	1 in 60 mins	0	4	100.0	18.0	18.6		
						Inpatient MH/SA o...	1 in 60 mins	0	4	100.0	16.3	19.4		
						Routine Office Ba...	1 in 30 mins	137	2	100.0	0.2	0.2		
						Outpatient Mental...	1 in 30 mins	4	2	100.0	0.5	0.7		
	05702				1	Inpatient Mental H...	1 in 60 mins	1	2	100.0	1.0	36.5		
						Intensive Outpatient	1 in 60 mins	4	2	100.0	0.5	0.7		
						Partial Hospitalizat...	1 in 60 mins	2	2	100.0	0.7	1.0		
						Inpatient MH/SA o...	1 in 60 mins	1	2	100.0	1.0	10.7		
						Routine Office Ba...	1 in 30 mins	0	1	100.0	0.2	0.2		
						Outpatient Mental...	1 in 30 mins	0	1	100.0	0.2	0.2		
	Wallingford			1	Inpatient Mental H...	1 in 60 mins	0	1	100.0	0.2	37.2			
					Intensive Outpatient	1 in 60 mins	0	1	100.0	0.2	0.2			
					Partial Hospitalizat...	1 in 60 mins	0	1	100.0	0.2	0.4			
					Inpatient MH/SA o...	1 in 60 mins	0	1	100.0	0.2	10.6			
					Routine Office Ba...	1 in 30 mins	0	1	100.0	9.7	9.7			
					Outpatient Mental...	1 in 30 mins	0	1	100.0	9.9	10.1			
Washington	Barre		5	Inpatient Mental H...	1 in 60 mins	0	1	100.0	10.3	42.5				
				Intensive Outpatient	1 in 60 mins	0	1	100.0	9.9	10.1				
				Partial Hospitalizat...	1 in 60 mins	0	1	100.0	10.3	10.3				
				Inpatient MH/SA o...	1 in 60 mins	1	1	100.0	0.4	10.3				
				Routine Office Ba...	1 in 30 mins	92	5	100.0	0.6	1.1				
				Outpatient Mental...	1 in 30 mins	3	5	100.0	1.9	3.1				
	Cabot			1	Inpatient Mental H...	1 in 60 mins	0	5	100.0	5.8	44.0			
					Intensive Outpatient	1 in 60 mins	2	5	100.0	1.9	5.4			
					Partial Hospitalizat...	1 in 60 mins	0	5	100.0	26.5	41.1			
					Inpatient MH/SA o...	1 in 60 mins	0	5	100.0	5.8	26.5			
					Routine Office Ba...	1 in 30 mins	0	1	100.0	7.8	8.4			
					Outpatient Mental...	1 in 30 mins	0	1	100.0	16.9	18.1			
				Inpatient Mental H...	1 in 60 mins	0	1	100.0	27.1	41.3				
				Intensive Outpatient	1 in 60 mins	0	1	100.0	18.1	25.0				
				Partial Hospitalizat...	1 in 60 mins	0	1	100.0	31.4	41.3				
				Inpatient MH/SA o...	1 in 60 mins	0	1	100.0	27.1	31.4				

Access Detail for All Employees With Access

June 2022

Created for...
Cigna Payer Solutions Vermont OAP

- Access Analysis
- VT State Access
- Distance Method
- Estimated Driving Distance
- Employee / Provider Groups
- All Employees
 - Routine Office Based Mental Health and Substance Abuse Services
 - Outpatient Mental Health/Substance Abuse Services
 - Inpatient Mental Health
 - Intensive Outpatient
 - Partial Hospitalization
 - Inpatient MH/SA or Residential MH/SA

All Employees											
State Name	County	City	Zip Code	Employee	Provider		Counts	With Access		Average Time	
				#	Group	Standard	#	#	%	1	2
Vermont	Washington	East Montpelier	05651	1	Routine Office Ba...	1 in 30 mins	1	1	100.0	2.7	2.7
					Outpatient Mental...	1 in 30 mins	0	1	100.0	2.7	4.2
					Inpatient Mental H...	1 in 60 mins	0	1	100.0	5.2	47.3
					Intensive Outpatient	1 in 60 mins	0	1	100.0	4.2	5.2
					Partial Hospitalizat...	1 in 60 mins	0	1	100.0	30.0	43.0
					Inpatient MH/SA o...	1 in 60 mins	0	1	100.0	5.2	30.0
		Montpelier	05601	1	Routine Office Ba...	1 in 30 mins	1	1	100.0	0.0	0.0
					Outpatient Mental...	1 in 30 mins	0	1	100.0	0.4	4.4
					Inpatient Mental H...	1 in 60 mins	0	1	100.0	4.0	47.4
					Intensive Outpatient	1 in 60 mins	0	1	100.0	0.4	4.4
					Partial Hospitalizat...	1 in 60 mins	0	1	100.0	35.2	39.0
					Inpatient MH/SA o...	1 in 60 mins	0	1	100.0	4.0	35.2
	Northfield	05663	1	Routine Office Ba...	1 in 30 mins	4	1	100.0	0.2	0.3	
				Outpatient Mental...	1 in 30 mins	0	1	100.0	9.6	10.6	
				Inpatient Mental H...	1 in 60 mins	0	1	100.0	10.6	48.0	
				Intensive Outpatient	1 in 60 mins	0	1	100.0	10.6	11.4	
				Partial Hospitalizat...	1 in 60 mins	0	1	100.0	30.7	32.8	
				Inpatient MH/SA o...	1 in 60 mins	0	1	100.0	10.6	30.7	
	Plainfield	05667	1	Routine Office Ba...	1 in 30 mins	10	1	100.0	2.4	2.4	
				Outpatient Mental...	1 in 30 mins	0	1	100.0	11.0	11.1	
				Inpatient Mental H...	1 in 60 mins	0	1	100.0	13.3	49.6	
				Intensive Outpatient	1 in 60 mins	0	1	100.0	11.1	12.4	
				Partial Hospitalizat...	1 in 60 mins	0	1	100.0	28.4	48.8	
				Inpatient MH/SA o...	1 in 60 mins	0	1	100.0	13.3	28.4	
Waitsfield	05673	1	Routine Office Ba...	1 in 30 mins	6	1	100.0	1.3	1.3		
			Outpatient Mental...	1 in 30 mins	0	1	100.0	14.8	15.8		
			Inpatient Mental H...	1 in 60 mins	0	1	100.0	15.8	43.5		
			Intensive Outpatient	1 in 60 mins	0	1	100.0	15.8	17.1		
			Partial Hospitalizat...	1 in 60 mins	0	1	100.0	24.2	39.4		
			Inpatient MH/SA o...	1 in 60 mins	0	1	100.0	15.8	24.2		
Windham	Putney	05346	1	Routine Office Ba...	1 in 30 mins	4	1	100.0	4.9	5.2	
				Outpatient Mental...	1 in 30 mins	0	1	100.0	10.2	13.7	
				Inpatient Mental H...	1 in 60 mins	0	1	100.0	10.2	15.3	
				Intensive Outpatient	1 in 60 mins	0	1	100.0	10.2	13.7	
				Partial Hospitalizat...	1 in 60 mins	0	1	100.0	13.7	15.3	
				Inpatient MH/SA o...	1 in 60 mins	0	1	100.0	10.2	15.3	
Windsor	Bethel	05032	1	Routine Office Ba...	1 in 30 mins	4	1	100.0	0.7	1.2	
				Outpatient Mental...	1 in 30 mins	0	1	100.0	9.1	28.1	
				Inpatient Mental H...	1 in 60 mins	0	1	100.0	28.1	28.1	
				Intensive Outpatient	1 in 60 mins	0	1	100.0	9.1	28.1	

Access Detail for All Employees With Access

June 2022

Created for...
Cigna Payer Solutions Vermont OAP

Access Analysis
VT State Access
Distance Method
Estimated Driving Distance
Employee / Provider Groups
All Employees
Routine Office Based Mental Health and Substance Abuse Services
Outpatient Mental Health/Substance Abuse Services
Inpatient Mental Health
Intensive Outpatient
Partial Hospitalization
Inpatient MH/SA or Residential MH/SA

All Employees												
State Name	County	City	Zip Code	Employee	Provider		Counts	With Access		Average Time		
				#	Group	Standard	#	#	%	1	2	
Vermont	Windsor	Bethel	05032	1	Partial Hospitalizat...	1 in 60 mins	0	1	100.0	28.1	28.1	
					Inpatient MH/SA o...	1 in 60 mins	0	1	100.0	28.1	28.1	
			Bridgewater	05034	1	Routine Office Ba...	1 in 30 mins	0	1	100.0	0.4	6.1
					Outpatient Mental...	1 in 30 mins	0	1	100.0	19.6	19.6	
					Inpatient Mental H...	1 in 60 mins	0	1	100.0	19.6	19.6	
					Intensive Outpatient	1 in 60 mins	0	1	100.0	19.6	19.6	
					Partial Hospitalizat...	1 in 60 mins	0	1	100.0	19.6	19.6	
					Inpatient MH/SA o...	1 in 60 mins	0	1	100.0	19.6	19.6	
			North Pomfret	05053	1	Routine Office Ba...	1 in 30 mins	0	1	100.0	4.1	7.2
					Outpatient Mental...	1 in 30 mins	0	1	100.0	15.6	15.6	
					Inpatient Mental H...	1 in 60 mins	0	1	100.0	15.6	15.6	
					Intensive Outpatient	1 in 60 mins	0	1	100.0	15.6	15.6	
		Partial Hospitalizat...			1 in 60 mins	0	1	100.0	15.6	15.6		
		Inpatient MH/SA o...			1 in 60 mins	0	1	100.0	15.6	15.6		
		Quechee	05059	1	Routine Office Ba...	1 in 30 mins	1	1	100.0	0.6	3.8	
				Outpatient Mental...	1 in 30 mins	0	1	100.0	5.7	5.7		
				Inpatient Mental H...	1 in 60 mins	0	1	100.0	5.7	5.7		
				Intensive Outpatient	1 in 60 mins	0	1	100.0	5.7	5.7		
				Partial Hospitalizat...	1 in 60 mins	0	1	100.0	5.7	5.7		
				Inpatient MH/SA o...	1 in 60 mins	0	1	100.0	5.7	5.7		
		South Royalton	05068	1	Routine Office Ba...	1 in 30 mins	6	1	100.0	2.1	2.5	
				Outpatient Mental...	1 in 30 mins	0	1	100.0	17.0	21.0		
				Inpatient Mental H...	1 in 60 mins	0	1	100.0	21.0	21.0		
				Intensive Outpatient	1 in 60 mins	0	1	100.0	17.0	21.0		
				Partial Hospitalizat...	1 in 60 mins	0	1	100.0	21.0	21.0		
				Inpatient MH/SA o...	1 in 60 mins	0	1	100.0	21.0	21.0		
		Springfield	05156	2	Routine Office Ba...	1 in 30 mins	52	2	100.0	0.3	0.4	
				Outpatient Mental...	1 in 30 mins	1	2	100.0	3.6	14.1		
	Inpatient Mental H...			1 in 60 mins	0	2	100.0	14.1	31.6			
	Intensive Outpatient			1 in 60 mins	1	2	100.0	3.6	14.1			
	Partial Hospitalizat...			1 in 60 mins	0	2	100.0	31.6	31.6			
	Inpatient MH/SA o...			1 in 60 mins	0	2	100.0	14.1	31.6			
	Windsor	05089	1	Routine Office Ba...	1 in 30 mins	12	1	100.0	1.0	1.0		
			Outpatient Mental...	1 in 30 mins	0	1	100.0	16.2	16.6			
			Inpatient Mental H...	1 in 60 mins	0	1	100.0	16.6	16.6			
			Intensive Outpatient	1 in 60 mins	0	1	100.0	16.2	16.6			
			Partial Hospitalizat...	1 in 60 mins	0	1	100.0	16.6	16.6			
			Inpatient MH/SA o...	1 in 60 mins	0	1	100.0	16.6	16.6			
Grand Totals				127	Inpatient Mental H...	1 in 60 mins	5	127	100.0	16.4	30.0	

Access Detail for All Employees Without Access

June 2022

Created for...
Cigna Payer Solutions Vermont OAP

- Access Analysis
- VT State Access
- Distance Method
- Estimated Driving Distance
- Employee / Provider Groups
- All Employees
- Routine Office Based Mental Health and Substance Abuse Services
- Outpatient Mental Health/Substance Abuse Services
- Inpatient Mental Health
- Intensive Outpatient
- Partial Hospitalization
- Inpatient MH/SA or Residential MH/SA

All Employees												
State Name	County	City	Zip Code	Employee	Provider		Counts	Without Access		Average Time		
				#	Group	Standard	#	#	%	1	2	
Alaska	Kenai Peninsula	Seward	99664	1	Routine Office Ba...	1 in 30 mins	0	1	100.0	3,147.0	3,147.0	
					Outpatient Mental...	1 in 30 mins	0	1	100.0	3,159.6	3,160.1	
					Inpatient Mental...	1 in 60 mins	0	1	100.0	3,188.0	3,195.4	
					Intensive Outpatient	1 in 60 mins	0	1	100.0	3,160.1	3,166.6	
					Partial Hospitaliza...	1 in 60 mins	0	1	100.0	3,172.4	3,188.0	
					Inpatient MH/SA...	1 in 60 mins	0	1	100.0	3,172.4	3,188.0	
California	San Diego	La Mesa	91942	1	Routine Office Ba...	1 in 30 mins	0	1	100.0	3,809.6	3,809.7	
					Outpatient Mental...	1 in 30 mins	0	1	100.0	3,812.1	3,843.6	
					Inpatient Mental...	1 in 60 mins	0	1	100.0	3,812.1	3,849.0	
					Intensive Outpatient	1 in 60 mins	0	1	100.0	3,812.1	3,843.6	
					Partial Hospitaliza...	1 in 60 mins	0	1	100.0	3,812.1	3,843.6	
					Inpatient MH/SA...	1 in 60 mins	0	1	100.0	3,812.1	3,843.6	
Connecticut	Fairfield	Newtown	06470	1	Routine Office Ba...	1 in 30 mins	0	1	100.0	111.6	112.0	
					Outpatient Mental...	1 in 30 mins	0	1	100.0	112.9	117.4	
					Inpatient Mental...	1 in 60 mins	0	1	100.0	112.9	117.4	
					Intensive Outpatient	1 in 60 mins	0	1	100.0	112.9	117.4	
					Partial Hospitaliza...	1 in 60 mins	0	1	100.0	112.9	117.4	
					Inpatient MH/SA...	1 in 60 mins	0	1	100.0	112.9	117.4	
		Sherman	06784	1	Routine Office Ba...	1 in 30 mins	0	1	100.0	103.7	103.7	
				Outpatient Mental...	1 in 30 mins	0	1	100.0	104.5	113.7		
				Inpatient Mental...	1 in 60 mins	0	1	100.0	104.5	113.7		
				Intensive Outpatient	1 in 60 mins	0	1	100.0	104.5	113.7		
				Partial Hospitaliza...	1 in 60 mins	0	1	100.0	104.5	113.7		
				Inpatient MH/SA...	1 in 60 mins	0	1	100.0	104.5	113.7		
		Litchfield	Barkhamsted	06063	1	Routine Office Ba...	1 in 30 mins	0	1	100.0	71.2	71.8
					Outpatient Mental...	1 in 30 mins	0	1	100.0	76.4	77.3	
					Inpatient Mental...	1 in 60 mins	0	1	100.0	76.4	77.3	
					Intensive Outpatient	1 in 60 mins	0	1	100.0	76.4	77.3	
					Partial Hospitaliza...	1 in 60 mins	0	1	100.0	76.4	77.3	
					Inpatient MH/SA...	1 in 60 mins	0	1	100.0	76.4	77.3	
	Litchfield	06759	06759	1	Routine Office Ba...	1 in 30 mins	0	1	100.0	86.8	88.0	
				Outpatient Mental...	1 in 30 mins	0	1	100.0	89.5	93.2		
				Inpatient Mental...	1 in 60 mins	0	1	100.0	89.5	93.2		
				Intensive Outpatient	1 in 60 mins	0	1	100.0	89.5	93.2		
				Partial Hospitaliza...	1 in 60 mins	0	1	100.0	89.5	93.2		
				Inpatient MH/SA...	1 in 60 mins	0	1	100.0	89.5	93.2		
	Middlesex	East Haddam	06423	1	Routine Office Ba...	1 in 30 mins	0	1	100.0	101.5	101.7	
				Outpatient Mental...	1 in 30 mins	0	1	100.0	105.1	107.2		
				Inpatient Mental...	1 in 60 mins	0	1	100.0	105.1	107.2		
				Intensive Outpatient	1 in 60 mins	0	1	100.0	105.1	107.2		

Access Detail for All Employees Without Access

June 2022

Created for...
Cigna Payer Solutions Vermont OAP

- Access Analysis
- VT State Access
- Distance Method
- Estimated Driving Distance
- Employee / Provider Groups
- All Employees
- Routine Office Based Mental Health and Substance Abuse Services
- Outpatient Mental Health/Substance Abuse Services
- Inpatient Mental Health
- Intensive Outpatient
- Partial Hospitalization
- Inpatient MH/SA or Residential MH/SA

All Employees												
State Name	County	City	Zip Code	Employee	Provider		Counts	Without Access		Average Time		
				#	Group	Standard	#	#	%	1	2	
Connecticut	Middlesex	East Haddam	06423	1	Partial Hospitaliza...	1 in 60 mins	0	1	100.0	105.1	107.2	
					Inpatient MH/SA...	1 in 60 mins	0	1	100.0	105.1	107.2	
			Higganum	06441	1	Routine Office Ba...	1 in 30 mins	0	1	100.0	98.1	98.7
					Outpatient Mental...	1 in 30 mins	0	1	100.0	102.3	104.5	
					Inpatient Mental...	1 in 60 mins	0	1	100.0	102.3	104.5	
					Intensive Outpatient	1 in 60 mins	0	1	100.0	102.3	104.5	
					Partial Hospitaliza...	1 in 60 mins	0	1	100.0	102.3	104.5	
					Inpatient MH/SA...	1 in 60 mins	0	1	100.0	102.3	104.5	
		Killingworth	06419	1	Routine Office Ba...	1 in 30 mins	0	1	100.0	109.4	109.9	
				Outpatient Mental...	1 in 30 mins	0	1	100.0	113.6	115.8		
				Inpatient Mental...	1 in 60 mins	0	1	100.0	113.6	115.8		
				Intensive Outpatient	1 in 60 mins	0	1	100.0	113.6	115.8		
				Partial Hospitaliza...	1 in 60 mins	0	1	100.0	113.6	115.8		
				Inpatient MH/SA...	1 in 60 mins	0	1	100.0	113.6	115.8		
		Middletown	06457	1	Routine Office Ba...	1 in 30 mins	0	1	100.0	102.0	102.7	
				Outpatient Mental...	1 in 30 mins	0	1	100.0	106.8	109.2		
				Inpatient Mental...	1 in 60 mins	0	1	100.0	106.8	109.2		
	Intensive Outpatient			1 in 60 mins	0	1	100.0	106.8	109.2			
	Partial Hospitaliza...			1 in 60 mins	0	1	100.0	106.8	109.2			
	Inpatient MH/SA...			1 in 60 mins	0	1	100.0	106.8	109.2			
	New Haven			Prospect	2	Routine Office Ba...	1 in 30 mins	0	2	100.0	99.1	99.7
					Outpatient Mental...	1 in 30 mins	0	2	100.0	104.0	105.6	
					Inpatient Mental...	1 in 60 mins	0	2	100.0	104.0	105.6	
		Intensive Outpatient	1 in 60 mins		0	2	100.0	104.0	105.6			
		Partial Hospitaliza...	1 in 60 mins		0	2	100.0	104.0	105.6			
		Inpatient MH/SA...	1 in 60 mins		0	2	100.0	104.0	105.6			
Delaware	New Castle	Middletown	19709	1	Routine Office Ba...	1 in 30 mins	0	1	100.0	304.6	304.6	
					Outpatient Mental...	1 in 30 mins	0	1	100.0	305.6	322.9	
					Inpatient Mental...	1 in 60 mins	0	1	100.0	305.6	322.9	
					Intensive Outpatient	1 in 60 mins	0	1	100.0	305.6	322.9	
					Partial Hospitaliza...	1 in 60 mins	0	1	100.0	305.6	322.9	
					Inpatient MH/SA...	1 in 60 mins	0	1	100.0	305.6	322.9	
Florida	Broward	Pompano Be...	33069	1	Routine Office Ba...	1 in 30 mins	0	1	100.0	1,501.2	1,501.2	
					Outpatient Mental...	1 in 30 mins	0	1	100.0	1,502.1	1,516.0	
					Inpatient Mental...	1 in 60 mins	0	1	100.0	1,502.1	1,516.0	
					Intensive Outpatient	1 in 60 mins	0	1	100.0	1,502.1	1,516.0	
					Partial Hospitaliza...	1 in 60 mins	0	1	100.0	1,502.1	1,516.0	
					Inpatient MH/SA...	1 in 60 mins	0	1	100.0	1,502.1	1,516.0	
		Collier	Immokalee	34142	1	Routine Office Ba...	1 in 30 mins	0	1	100.0	1,383.1	1,383.1
					Outpatient Mental...	1 in 30 mins	0	1	100.0	1,384.1	1,399.2	

Access Detail for All Employees Without Access

June 2022

Created for...
Cigna Payer Solutions Vermont OAP

- Access Analysis
- VT State Access
- Distance Method
- Estimated Driving Distance
- Employee / Provider Groups
- All Employees
- Routine Office Based Mental Health and Substance Abuse Services
- Outpatient Mental Health/Substance Abuse Services
- Inpatient Mental Health
- Intensive Outpatient
- Partial Hospitalization
- Inpatient MH/SA or Residential MH/SA

All Employees															
State Name	County	City	Zip Code	Employee	Provider		Counts	Without Access		Average Time					
				#	Group	Standard	#	#	%	1	2				
Florida	Collier	Immokalee	34142	1	Inpatient Mental...	1 in 60 mins	0	1	100.0	1,384.1	1,399.2				
					Intensive Outpatient	1 in 60 mins	0	1	100.0	1,384.1	1,399.2				
					Partial Hospitaliza...	1 in 60 mins	0	1	100.0	1,384.1	1,399.2				
					Inpatient MH/SA...	1 in 60 mins	0	1	100.0	1,384.1	1,399.2				
					St. Lucie	Port Saint Lu...	34953	1	Routine Office Ba...	1 in 30 mins	0	1	100.0	1,424.1	1,424.1
									Outpatient Mental...	1 in 30 mins	0	1	100.0	1,425.1	1,440.2
	Louisiana	De Soto	Logansport	71049	1	Inpatient Mental...	1 in 60 mins	0	1	100.0	1,425.1	1,440.2			
						Intensive Outpatient	1 in 60 mins	0	1	100.0	1,425.1	1,440.2			
						Partial Hospitaliza...	1 in 60 mins	0	1	100.0	1,425.1	1,440.2			
						Inpatient MH/SA...	1 in 60 mins	0	1	100.0	1,425.1	1,440.2			
						Routine Office Ba...	1 in 30 mins	0	1	100.0	1,596.9	1,596.9			
						Outpatient Mental...	1 in 30 mins	0	1	100.0	1,597.8	1,631.1			
Maine	Cumberland	South Portland	04106	1	Inpatient Mental...	1 in 60 mins	0	1	100.0	1,597.8	1,631.1				
					Intensive Outpatient	1 in 60 mins	0	1	100.0	1,597.8	1,631.1				
					Partial Hospitaliza...	1 in 60 mins	0	1	100.0	1,597.8	1,631.1				
					Inpatient MH/SA...	1 in 60 mins	0	1	100.0	1,597.8	1,631.1				
					Routine Office Ba...	1 in 30 mins	0	1	100.0	116.6	116.6				
					Outpatient Mental...	1 in 30 mins	0	1	100.0	117.0	122.7				
	Knox	Camden	04843	1	Inpatient Mental...	1 in 60 mins	0	1	100.0	125.2	125.2				
					Intensive Outpatient	1 in 60 mins	0	1	100.0	117.0	122.7				
					Partial Hospitaliza...	1 in 60 mins	0	1	100.0	122.7	125.2				
					Inpatient MH/SA...	1 in 60 mins	0	1	100.0	122.7	125.2				
					Routine Office Ba...	1 in 30 mins	0	1	100.0	145.5	148.6				
					Outpatient Mental...	1 in 30 mins	0	1	100.0	160.9	163.0				
Oxford	Fryeburg	04037	1	Inpatient Mental...	1 in 60 mins	0	1	100.0	180.1	184.3					
				Intensive Outpatient	1 in 60 mins	0	1	100.0	160.9	168.7					
				Partial Hospitaliza...	1 in 60 mins	0	1	100.0	172.4	180.1					
				Inpatient MH/SA...	1 in 60 mins	0	1	100.0	172.4	180.1					
				Routine Office Ba...	1 in 30 mins	0	1	100.0	58.1	58.1					
				Outpatient Mental...	1 in 30 mins	0	1	100.0	61.6	64.0					
Sagadahoc	Bowdoin	04287	1	Inpatient Mental...	1 in 60 mins	0	1	100.0	87.2	87.6					
				Intensive Outpatient	1 in 60 mins	0	1	100.0	61.6	65.3					
				Partial Hospitaliza...	1 in 60 mins	0	1	100.0	67.8	87.6					
				Inpatient MH/SA...	1 in 60 mins	0	1	100.0	67.8	87.2					
				Routine Office Ba...	1 in 30 mins	0	1	100.0	109.9	112.2					
				Outpatient Mental...	1 in 30 mins	0	1	100.0	117.0	119.3					
					Inpatient Mental...	1 in 60 mins	0	1	100.0	134.5	134.5				
					Intensive Outpatient	1 in 60 mins	0	1	100.0	117.0	120.2				
					Partial Hospitaliza...	1 in 60 mins	0	1	100.0	124.3	134.5				
					Inpatient MH/SA...	1 in 60 mins	0	1	100.0	124.3	134.5				

Access Detail for All Employees Without Access

June 2022

Created for...
Cigna Payer Solutions Vermont OAP

- Access Analysis
- VT State Access
- Distance Method
- Estimated Driving Distance
- Employee / Provider Groups
- All Employees
- Routine Office Based Mental Health and Substance Abuse Services
- Outpatient Mental Health/Substance Abuse Services
- Inpatient Mental Health
- Intensive Outpatient
- Partial Hospitalization
- Inpatient MH/SA or Residential MH/SA

All Employees												
State Name	County	City	Zip Code	Employee	Provider		Counts	Without Access		Average Time		
				#	Group	Standard	#	#	%	1	2	
Maine	York	Buxton	04093	1	Routine Office Ba...	1 in 30 mins	0	1	100.0	89.8	89.8	
					Outpatient Mental...	1 in 30 mins	0	1	100.0	90.1	95.3	
					Inpatient Mental...	1 in 60 mins	0	1	100.0	98.6	98.6	
					Intensive Outpatient	1 in 60 mins	0	1	100.0	90.1	95.3	
					Partial Hospitaliza...	1 in 60 mins	0	1	100.0	95.3	98.6	
					Inpatient MH/SA...	1 in 60 mins	0	1	100.0	95.3	98.6	
Maryland	Anne Arundel	Millersville	21108	1	Routine Office Ba...	1 in 30 mins	0	1	100.0	390.0	390.0	
					Outpatient Mental...	1 in 30 mins	0	1	100.0	390.9	413.4	
					Inpatient Mental...	1 in 60 mins	0	1	100.0	390.9	413.4	
					Intensive Outpatient	1 in 60 mins	0	1	100.0	390.9	413.4	
					Partial Hospitaliza...	1 in 60 mins	0	1	100.0	390.9	413.4	
					Inpatient MH/SA...	1 in 60 mins	0	1	100.0	390.9	413.4	
Massachusetts	Barnstable	Hyannis	02601	1	Routine Office Ba...	1 in 30 mins	0	1	100.0	174.2	174.2	
					Outpatient Mental...	1 in 30 mins	0	1	100.0	174.8	176.0	
					Inpatient Mental...	1 in 60 mins	0	1	100.0	174.8	176.0	
					Intensive Outpatient	1 in 60 mins	0	1	100.0	174.8	176.0	
					Partial Hospitaliza...	1 in 60 mins	0	1	100.0	174.8	176.0	
					Inpatient MH/SA...	1 in 60 mins	0	1	100.0	174.8	176.0	
		Dukes	Vineyard Ha...	02568	1	Routine Office Ba...	1 in 30 mins	0	1	100.0	155.7	155.7
					Outpatient Mental...	1 in 30 mins	0	1	100.0	156.8	158.2	
					Inpatient Mental...	1 in 60 mins	0	1	100.0	156.8	158.2	
					Intensive Outpatient	1 in 60 mins	0	1	100.0	156.8	158.2	
					Partial Hospitaliza...	1 in 60 mins	0	1	100.0	156.8	158.2	
					Inpatient MH/SA...	1 in 60 mins	0	1	100.0	156.8	158.2	
		Essex	Beverly	01915	1	Routine Office Ba...	1 in 30 mins	0	1	100.0	106.5	106.8
					Outpatient Mental...	1 in 30 mins	0	1	100.0	106.9	107.2	
					Inpatient Mental...	1 in 60 mins	0	1	100.0	106.9	107.2	
					Intensive Outpatient	1 in 60 mins	0	1	100.0	106.9	107.2	
					Partial Hospitaliza...	1 in 60 mins	0	1	100.0	106.9	107.2	
					Inpatient MH/SA...	1 in 60 mins	0	1	100.0	106.9	107.2	
	Hampden	Springfield	01104	17	Routine Office Ba...	1 in 30 mins	0	17	100.0	64.3	64.8	
				Outpatient Mental...	1 in 30 mins	0	17	100.0	69.4	72.2		
				Inpatient Mental...	1 in 60 mins	0	17	100.0	69.4	72.2		
				Intensive Outpatient	1 in 60 mins	0	17	100.0	69.4	72.2		
				Partial Hospitaliza...	1 in 60 mins	0	17	100.0	69.4	72.2		
				Inpatient MH/SA...	1 in 60 mins	0	17	100.0	69.4	72.2		
		West Springf...	01089	1	Routine Office Ba...	1 in 30 mins	0	1	100.0	56.8	57.4	
	Outpatient Mental...			1 in 30 mins	0	1	100.0	61.5	63.9			
	Inpatient Mental...			1 in 60 mins	0	1	100.0	61.5	63.9			
					Intensive Outpatient	1 in 60 mins	0	1	100.0	61.5	63.9	

Access Detail for All Employees Without Access

June 2022

Created for...
Cigna Payer Solutions Vermont OAP

- Access Analysis
- VT State Access
- Distance Method
- Estimated Driving Distance
- Employee / Provider Groups
- All Employees
- Routine Office Based Mental Health and Substance Abuse Services
- Outpatient Mental Health/Substance Abuse Services
- Inpatient Mental Health
- Intensive Outpatient
- Partial Hospitalization
- Inpatient MH/SA or Residential MH/SA

All Employees													
State Name	County	City	Zip Code	Employee	Provider		Counts	Without Access		Average Time			
				#	Group	Standard	#	#	%	1	2		
Massachusetts	Hampden	West Springf...	01089	1	Partial Hospitaliza...	1 in 60 mins	0	1	100.0	61.5	63.9		
					Inpatient MH/SA...	1 in 60 mins	0	1	100.0	61.5	63.9		
			Westfield	01085	1	Routine Office Ba...	1 in 30 mins	0	1	100.0	51.2	52.0	
			Middlesex	Framingham	01702	1	Routine Office Ba...	1 in 30 mins	0	1	100.0	103.3	103.3
						Outpatient Mental...	1 in 30 mins	0	1	100.0	105.3	107.2	
						Inpatient Mental...	1 in 60 mins	0	1	100.0	105.3	107.2	
						Intensive Outpatient	1 in 60 mins	0	1	100.0	105.3	107.2	
						Partial Hospitaliza...	1 in 60 mins	0	1	100.0	105.3	107.2	
						Inpatient MH/SA...	1 in 60 mins	0	1	100.0	105.3	107.2	
	Missouri	Clay	Kansas City	64156	1	Routine Office Ba...	1 in 30 mins	0	1	100.0	1,302.8	1,302.9	
					Outpatient Mental...	1 in 30 mins	0	1	100.0	1,304.8	1,326.4		
					Inpatient Mental...	1 in 60 mins	0	1	100.0	1,304.8	1,330.2		
					Intensive Outpatient	1 in 60 mins	0	1	100.0	1,304.8	1,326.4		
					Partial Hospitaliza...	1 in 60 mins	0	1	100.0	1,304.8	1,326.4		
					Inpatient MH/SA...	1 in 60 mins	0	1	100.0	1,304.8	1,326.4		
Nebraska	Douglas	Omaha	68116	1	Routine Office Ba...	1 in 30 mins	0	1	100.0	1,467.9	1,467.9		
					Outpatient Mental...	1 in 30 mins	0	1	100.0	1,470.6	1,481.0		
					Inpatient Mental...	1 in 60 mins	0	1	100.0	1,470.6	1,490.8		
					Intensive Outpatient	1 in 60 mins	0	1	100.0	1,470.6	1,481.0		
					Partial Hospitaliza...	1 in 60 mins	0	1	100.0	1,470.6	1,481.0		
					Inpatient MH/SA...	1 in 60 mins	0	1	100.0	1,470.6	1,481.0		
New Hampshire	Coos	Gorham	03581	1	Routine Office Ba...	1 in 30 mins	0	1	100.0	40.9	40.9		
					Outpatient Mental...	1 in 30 mins	0	1	100.0	46.0	48.2		
					Inpatient Mental...	1 in 60 mins	0	1	100.0	78.7	79.4		
					Partial Hospitaliza...	1 in 60 mins	0	1	100.0	68.0	78.7		
					Inpatient MH/SA...	1 in 60 mins	0	1	100.0	68.0	78.7		
					Grafton	Bristol	03222	1	Routine Office Ba...	1 in 30 mins	0	1	100.0
		Rockingham	Danville	03819	1	Routine Office Ba...	1 in 30 mins	0	1	100.0	33.1	33.1	
					Outpatient Mental...	1 in 30 mins	0	1	100.0	75.4	75.6		
					Inpatient Mental...	1 in 60 mins	0	1	100.0	75.6	79.9		
						Intensive Outpatient	1 in 60 mins	0	1	100.0	75.6	79.9	
						Partial Hospitaliza...	1 in 60 mins	0	1	100.0	79.9	80.2	
						Inpatient MH/SA...	1 in 60 mins	0	1	100.0	75.6	80.2	
		Rye	03870	1	Routine Office Ba...	1 in 30 mins	0	1	100.0	94.6	94.9		
					Outpatient Mental...	1 in 30 mins	0	1	100.0	94.9	101.2		
					Inpatient Mental...	1 in 60 mins	0	1	100.0	94.9	102.0		
					Intensive Outpatient	1 in 60 mins	0	1	100.0	94.9	101.2		
					Partial Hospitaliza...	1 in 60 mins	0	1	100.0	101.5	102.0		

Access Detail for All Employees Without Access

June 2022

Created for...
Cigna Payer Solutions Vermont OAP

- Access Analysis
- VT State Access
- Distance Method
- Estimated Driving Distance
- Employee / Provider Groups
- All Employees
 - Routine Office Based Mental Health and Substance Abuse Services
 - Outpatient Mental Health/Substance Abuse Services
 - Inpatient Mental Health
 - Intensive Outpatient
 - Partial Hospitalization
 - Inpatient MH/SA or Residential MH/SA

All Employees											
State Name	County	City	Zip Code	Employee	Provider		Counts	Without Access		Average Time	
				#	Group	Standard	#	#	%	1	2
New Hampshire	Rockingham	Rye	03870	1	Inpatient MH/SA...	1 in 60 mins	0	1	100.0	94.9	102.0
New Jersey	Atlantic	Margate City	08402	1	Routine Office Ba...	1 in 30 mins	0	1	100.0	365.5	365.5
					Outpatient Mental...	1 in 30 mins	0	1	100.0	366.6	378.4
					Inpatient Mental...	1 in 60 mins	0	1	100.0	366.6	378.4
					Intensive Outpatient	1 in 60 mins	0	1	100.0	366.6	378.4
					Partial Hospitaliza...	1 in 60 mins	0	1	100.0	366.6	378.4
					Inpatient MH/SA...	1 in 60 mins	0	1	100.0	366.6	378.4
	Bergen	Dumont	07628	1	Routine Office Ba...	1 in 30 mins	0	1	100.0	200.7	200.7
					Outpatient Mental...	1 in 30 mins	0	1	100.0	201.8	216.5
					Inpatient Mental...	1 in 60 mins	0	1	100.0	201.8	216.5
					Intensive Outpatient	1 in 60 mins	0	1	100.0	201.8	216.5
					Partial Hospitaliza...	1 in 60 mins	0	1	100.0	201.8	216.5
					Inpatient MH/SA...	1 in 60 mins	0	1	100.0	201.8	216.5
	Camden	Berlin	08009	1	Routine Office Ba...	1 in 30 mins	0	1	100.0	257.6	257.6
					Outpatient Mental...	1 in 30 mins	0	1	100.0	258.5	272.6
					Inpatient Mental...	1 in 60 mins	0	1	100.0	258.5	272.6
					Intensive Outpatient	1 in 60 mins	0	1	100.0	258.5	272.6
					Partial Hospitaliza...	1 in 60 mins	0	1	100.0	258.5	272.6
					Inpatient MH/SA...	1 in 60 mins	0	1	100.0	258.5	272.6
	Monmouth	Asbury Park	07712	1	Routine Office Ba...	1 in 30 mins	0	1	100.0	270.0	270.0
					Outpatient Mental...	1 in 30 mins	0	1	100.0	271.2	281.5
					Inpatient Mental...	1 in 60 mins	0	1	100.0	271.2	281.5
					Intensive Outpatient	1 in 60 mins	0	1	100.0	271.2	281.5
					Partial Hospitaliza...	1 in 60 mins	0	1	100.0	271.2	281.5
					Inpatient MH/SA...	1 in 60 mins	0	1	100.0	271.2	281.5
	Morris	Morristown	07960	1	Routine Office Ba...	1 in 30 mins	0	1	100.0	193.0	193.0
					Outpatient Mental...	1 in 30 mins	0	1	100.0	194.1	210.8
					Inpatient Mental...	1 in 60 mins	0	1	100.0	194.1	210.8
					Intensive Outpatient	1 in 60 mins	0	1	100.0	194.1	210.8
					Partial Hospitaliza...	1 in 60 mins	0	1	100.0	194.1	210.8
					Inpatient MH/SA...	1 in 60 mins	0	1	100.0	194.1	210.8
	Sussex	Sparta	07871	1	Routine Office Ba...	1 in 30 mins	0	1	100.0	164.8	164.8
					Outpatient Mental...	1 in 30 mins	0	1	100.0	165.8	184.1
					Inpatient Mental...	1 in 60 mins	0	1	100.0	165.8	184.1
					Intensive Outpatient	1 in 60 mins	0	1	100.0	165.8	184.1
					Partial Hospitaliza...	1 in 60 mins	0	1	100.0	165.8	184.1
					Inpatient MH/SA...	1 in 60 mins	0	1	100.0	165.8	184.1
New Mexico	Rio Arriba	El Rito	87530	1	Routine Office Ba...	1 in 30 mins	0	1	100.0	2,108.0	2,108.1
					Outpatient Mental...	1 in 30 mins	0	1	100.0	2,110.0	2,132.5
					Inpatient Mental...	1 in 60 mins	0	1	100.0	2,110.0	2,136.7

Access Detail for All Employees Without Access

June 2022

Created for...
Cigna Payer Solutions Vermont OAP

- Access Analysis
- VT State Access
- Distance Method
- Estimated Driving Distance
- Employee / Provider Groups
- All Employees
- Routine Office Based Mental Health and Substance Abuse Services
- Outpatient Mental Health/Substance Abuse Services
- Inpatient Mental Health
- Intensive Outpatient
- Partial Hospitalization
- Inpatient MH/SA or Residential MH/SA

All Employees															
State Name	County	City	Zip Code	Employee	Provider		Counts	Without Access		Average Time					
				#	Group	Standard	#	#	%	1	2				
New Mexico	Rio Arriba	El Rito	87530	1	Intensive Outpatient	1 in 60 mins	0	1	100.0	2,110.0	2,132.5				
					Partial Hospitaliza...	1 in 60 mins	0	1	100.0	2,110.0	2,132.5				
					Inpatient MH/SA...	1 in 60 mins	0	1	100.0	2,110.0	2,132.5				
New York	Dutchess	Pleasant Vall...	12569	1	Routine Office Ba...	1 in 30 mins	0	1	100.0	94.5	94.5				
					Outpatient Mental...	1 in 30 mins	0	1	100.0	95.4	115.4				
					Inpatient Mental...	1 in 60 mins	0	1	100.0	95.4	115.4				
					Intensive Outpatient	1 in 60 mins	0	1	100.0	95.4	115.4				
					Partial Hospitaliza...	1 in 60 mins	0	1	100.0	95.4	115.4				
					Inpatient MH/SA...	1 in 60 mins	0	1	100.0	95.4	115.4				
					Rhinebeck	12572	1	Routine Office Ba...	1 in 30 mins	0	1	100.0	84.6	84.6	
								Outpatient Mental...	1 in 30 mins	0	1	100.0	85.5	108.1	
								Inpatient Mental...	1 in 60 mins	0	1	100.0	85.5	108.1	
								Intensive Outpatient	1 in 60 mins	0	1	100.0	85.5	108.1	
								Partial Hospitaliza...	1 in 60 mins	0	1	100.0	85.5	108.1	
								Inpatient MH/SA...	1 in 60 mins	0	1	100.0	85.5	108.1	
	Essex	Bloomingdale	12913	1	Routine Office Ba...	1 in 30 mins	0	1	100.0	45.4	45.7				
					Outpatient Mental...	1 in 30 mins	0	1	100.0	51.2	51.4				
					Nassau	Plainview	11803	1	Routine Office Ba...	1 in 30 mins	0	1	100.0	208.2	208.3
									Outpatient Mental...	1 in 30 mins	0	1	100.0	209.7	215.1
									Inpatient Mental...	1 in 60 mins	0	1	100.0	209.7	215.1
									Intensive Outpatient	1 in 60 mins	0	1	100.0	209.7	215.1
	Partial Hospitaliza...	1 in 60 mins	0	1	100.0	209.7	215.1								
	Inpatient MH/SA...	1 in 60 mins	0	1	100.0	209.7	215.1								
	Sea Cliff	11579	1	Routine Office Ba...	1 in 30 mins	0	1	100.0	204.2	204.2					
Outpatient Mental...				1 in 30 mins	0	1	100.0	205.4	214.0						
Inpatient Mental...				1 in 60 mins	0	1	100.0	205.4	214.0						
Intensive Outpatient				1 in 60 mins	0	1	100.0	205.4	214.0						
Partial Hospitaliza...				1 in 60 mins	0	1	100.0	205.4	214.0						
Inpatient MH/SA...				1 in 60 mins	0	1	100.0	205.4	214.0						
Orange				Warwick	10990	1	Routine Office Ba...	1 in 30 mins	0	1	100.0	136.6	136.6		
							Outpatient Mental...	1 in 30 mins	0	1	100.0	137.5	155.0		
							Inpatient Mental...	1 in 60 mins	0	1	100.0	137.5	155.0		
Intensive Outpatient	1 in 60 mins	0	1	100.0	137.5	155.0									
Partial Hospitaliza...	1 in 60 mins	0	1	100.0	137.5	155.0									
Inpatient MH/SA...	1 in 60 mins	0	1	100.0	137.5	155.0									
Putnam	Garrison	10524	1	Routine Office Ba...	1 in 30 mins	0	1	100.0	121.2	121.2					
				Outpatient Mental...	1 in 30 mins	0	1	100.0	122.0	135.4					
				Inpatient Mental...	1 in 60 mins	0	1	100.0	122.0	135.4					
				Intensive Outpatient	1 in 60 mins	0	1	100.0	122.0	135.4					
				Partial Hospitaliza...	1 in 60 mins	0	1	100.0	122.0	135.4					

Access Detail for All Employees Without Access

June 2022

Created for...
Cigna Payer Solutions Vermont OAP

- Access Analysis
- VT State Access
- Distance Method
- Estimated Driving Distance
- Employee / Provider Groups
- All Employees
- Routine Office Based Mental Health and Substance Abuse Services
- Outpatient Mental Health/Substance Abuse Services
- Inpatient Mental Health
- Intensive Outpatient
- Partial Hospitalization
- Inpatient MH/SA or Residential MH/SA

All Employees												
State Name	County	City	Zip Code	Employee	Provider		Counts	Without Access		Average Time		
				#	Group	Standard	#	#	%	1	2	
New York	Putnam	Garrison	10524	1	Inpatient MH/SA...	1 in 60 mins	0	1	100.0	122.0	135.4	
		Schoharie	Summit	12175	1	Routine Office Ba...	1 in 30 mins	0	1	100.0	82.3	82.3
						Outpatient Mental...	1 in 30 mins	0	1	100.0	83.1	115.6
						Inpatient Mental...	1 in 60 mins	0	1	100.0	83.1	115.6
						Intensive Outpatient	1 in 60 mins	0	1	100.0	83.1	115.6
						Partial Hospitaliza...	1 in 60 mins	0	1	100.0	83.1	115.6
						Inpatient MH/SA...	1 in 60 mins	0	1	100.0	83.1	115.6
		Ulster	Highland	12528	1	Routine Office Ba...	1 in 30 mins	0	1	100.0	101.0	101.0
	Outpatient Mental...					1 in 30 mins	0	1	100.0	101.8	123.3	
	Inpatient Mental...					1 in 60 mins	0	1	100.0	101.8	123.3	
					Intensive Outpatient	1 in 60 mins	0	1	100.0	101.8	123.3	
					Partial Hospitaliza...	1 in 60 mins	0	1	100.0	101.8	123.3	
					Inpatient MH/SA...	1 in 60 mins	0	1	100.0	101.8	123.3	
	Washington	Hudson Falls	12839	1	Outpatient Mental...	1 in 30 mins	0	1	100.0	46.9	46.9	
Ohio	Franklin	Columbus	43228	1	Routine Office Ba...	1 in 30 mins	0	1	100.0	691.4	691.5	
					Outpatient Mental...	1 in 30 mins	0	1	100.0	692.7	729.6	
					Inpatient Mental...	1 in 60 mins	0	1	100.0	692.7	729.6	
					Intensive Outpatient	1 in 60 mins	0	1	100.0	692.7	729.6	
					Partial Hospitaliza...	1 in 60 mins	0	1	100.0	692.7	729.6	
						Inpatient MH/SA...	1 in 60 mins	0	1	100.0	692.7	725.1
		Hamilton	Cincinnati	45243	1	Routine Office Ba...	1 in 30 mins	0	1	100.0	725.6	725.7
	Outpatient Mental...					1 in 30 mins	0	1	100.0	726.7	760.0	
	Inpatient Mental...					1 in 60 mins	0	1	100.0	726.7	760.0	
	Intensive Outpatient					1 in 60 mins	0	1	100.0	726.7	760.0	
Partial Hospitaliza...	1 in 60 mins					0	1	100.0	726.7	760.0		
					Inpatient MH/SA...	1 in 60 mins	0	1	100.0	726.7	757.6	
Pennsylvania	Blair	East Freedom	16637	1	Routine Office Ba...	1 in 30 mins	0	1	100.0	366.0	366.0	
					Outpatient Mental...	1 in 30 mins	0	1	100.0	366.8	396.5	
					Inpatient Mental...	1 in 60 mins	0	1	100.0	366.8	396.5	
					Intensive Outpatient	1 in 60 mins	0	1	100.0	366.8	396.5	
					Partial Hospitaliza...	1 in 60 mins	0	1	100.0	366.8	396.5	
						Inpatient MH/SA...	1 in 60 mins	0	1	100.0	366.8	396.5
		Pike	Lackawaxen	18435	1	Routine Office Ba...	1 in 30 mins	0	1	100.0	149.3	149.3
	Outpatient Mental...					1 in 30 mins	0	1	100.0	150.0	173.8	
	Inpatient Mental...					1 in 60 mins	0	1	100.0	150.0	173.8	
	Intensive Outpatient					1 in 60 mins	0	1	100.0	150.0	173.8	
Partial Hospitaliza...	1 in 60 mins					0	1	100.0	150.0	173.8		
					Inpatient MH/SA...	1 in 60 mins	0	1	100.0	150.0	173.8	
	York	Hanover	17331	1	Routine Office Ba...	1 in 30 mins	0	1	100.0	325.7	325.7	
Outpatient Mental...					1 in 30 mins	0	1	100.0	326.6	350.6		

Access Detail for All Employees Without Access

June 2022

Created for...
Cigna Payer Solutions Vermont OAP

- Access Analysis
- VT State Access
- Distance Method
- Estimated Driving Distance
- Employee / Provider Groups
- All Employees
- Routine Office Based Mental Health and Substance Abuse Services
- Outpatient Mental Health/Substance Abuse Services
- Inpatient Mental Health
- Intensive Outpatient
- Partial Hospitalization
- Inpatient MH/SA or Residential MH/SA

All Employees												
State Name	County	City	Zip Code	Employee	Provider		Counts	Without Access		Average Time		
				#	Group	Standard	#	#	%	1	2	
Pennsylvania	York	Hanover	17331	1	Inpatient Mental...	1 in 60 mins	0	1	100.0	326.6	350.6	
					Intensive Outpatient	1 in 60 mins	0	1	100.0	326.6	350.6	
					Partial Hospitaliza...	1 in 60 mins	0	1	100.0	326.6	350.6	
					Inpatient MH/SA...	1 in 60 mins	0	1	100.0	326.6	350.6	
Texas	Bowie	Hooks	75561	1	Routine Office Ba...	1 in 30 mins	0	1	100.0	1,535.7	1,535.7	
					Outpatient Mental...	1 in 30 mins	0	1	100.0	1,536.6	1,570.6	
					Inpatient Mental...	1 in 60 mins	0	1	100.0	1,536.6	1,570.6	
					Intensive Outpatient	1 in 60 mins	0	1	100.0	1,536.6	1,570.6	
					Partial Hospitaliza...	1 in 60 mins	0	1	100.0	1,536.6	1,570.6	
					Inpatient MH/SA...	1 in 60 mins	0	1	100.0	1,536.6	1,570.6	
		Harris	Baytown	77520	1	Routine Office Ba...	1 in 30 mins	0	1	100.0	1,948.3	1,948.3
					Outpatient Mental...	1 in 30 mins	0	1	100.0	1,949.4	1,985.2	
					Inpatient Mental...	1 in 60 mins	0	1	100.0	1,949.4	1,985.2	
					Intensive Outpatient	1 in 60 mins	0	1	100.0	1,949.4	1,985.2	
					Partial Hospitaliza...	1 in 60 mins	0	1	100.0	1,949.4	1,985.2	
					Inpatient MH/SA...	1 in 60 mins	0	1	100.0	1,949.4	1,985.2	
		Houston	77047	1	Routine Office Ba...	1 in 30 mins	0	1	100.0	1,983.7	1,983.7	
				Outpatient Mental...	1 in 30 mins	0	1	100.0	1,984.6	2,020.9		
				Inpatient Mental...	1 in 60 mins	0	1	100.0	1,984.6	2,020.9		
				Intensive Outpatient	1 in 60 mins	0	1	100.0	1,984.6	2,020.9		
				Partial Hospitaliza...	1 in 60 mins	0	1	100.0	1,984.6	2,020.9		
				Inpatient MH/SA...	1 in 60 mins	0	1	100.0	1,984.6	2,020.9		
Vermont	Lamoille	Johnson	05656	1	Outpatient Mental...	1 in 30 mins	0	1	100.0	30.9	30.9	
	Orleans	Craftsbury	05826	1	Outpatient Mental...	1 in 30 mins	0	1	100.0	30.1	30.1	
Virgin Islands	St. John	St John	00831	1	Routine Office Ba...	1 in 30 mins	0	1	100.0	1,956.5	1,956.5	
					Outpatient Mental...	1 in 30 mins	0	1	100.0	1,959.2	1,961.3	
					Inpatient Mental...	1 in 60 mins	0	1	100.0	1,959.2	1,961.3	
					Intensive Outpatient	1 in 60 mins	0	1	100.0	1,959.2	1,961.3	
					Partial Hospitaliza...	1 in 60 mins	0	1	100.0	1,959.2	1,961.3	
					Inpatient MH/SA...	1 in 60 mins	0	1	100.0	1,959.2	1,961.3	
Grand Totals				77	Routine Office Ba...	1 in 30 mins	0	77	100.0	443.3	443.6	
				80	Outpatient Mental...	1 in 30 mins	0	80	100.0	430.9	440.9	
				74	Inpatient Mental...	1 in 60 mins	0	74	100.0	464.3	475.4	
				73	Intensive Outpatient	1 in 60 mins	0	73	100.0	468.2	479.3	
				74	Partial Hospitaliza...	1 in 60 mins	0	74	100.0	463.5	474.9	
					Inpatient MH/SA...	1 in 60 mins	0	74	100.0	463.4	474.8	



Invalid Census Information



Cigna Network Analysis

Cigna Behavioral Health Network

Created for...

Cigna Payer Solutions Vermont OAP

June 2022

Cigna Network Analysis
Provider Map

June 2022

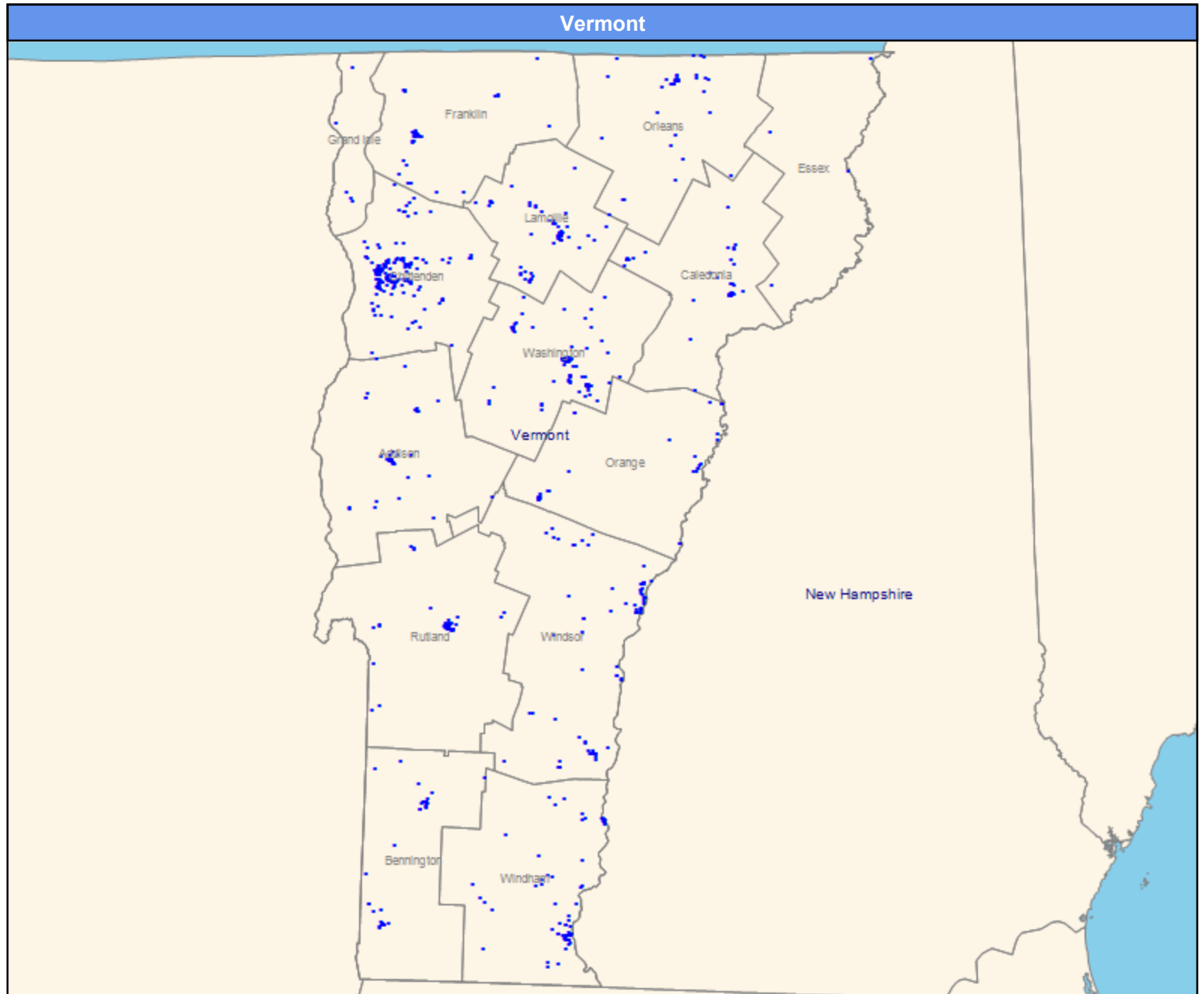
Created for...
Cigna Payer Solutions Vermont OAP

Routine Office Based Mental Health and
Substance Abuse Services

1,854 providers at 823 locations

■ All providers

24.43 miles



Cigna Network Analysis
Provider Map

June 2022

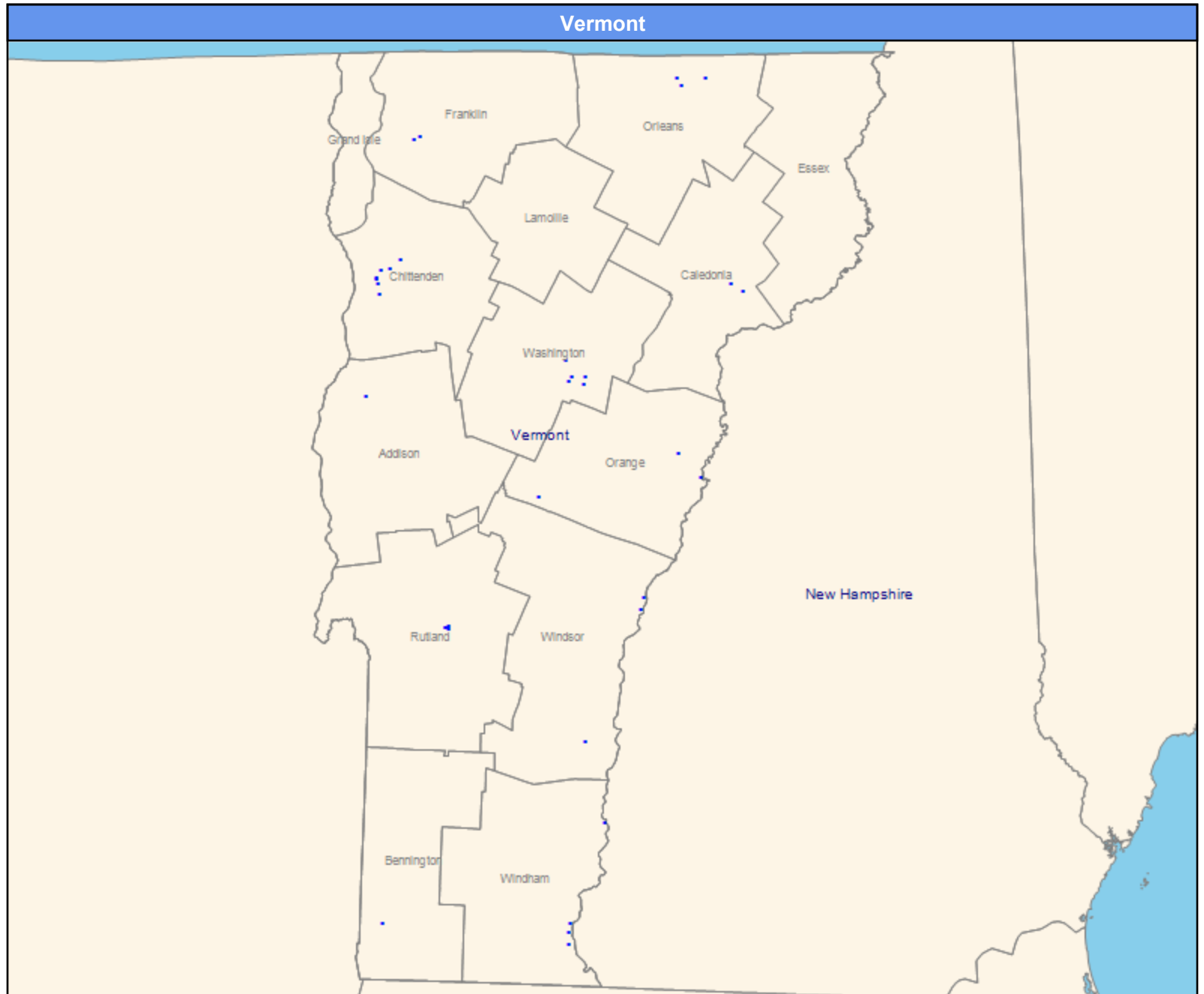
Created for...
Cigna Payer Solutions Vermont OAP

Outpatient Mental Health/Substance Abuse Services

26 facilities at 35 locations

■ All facilities

24.43 miles



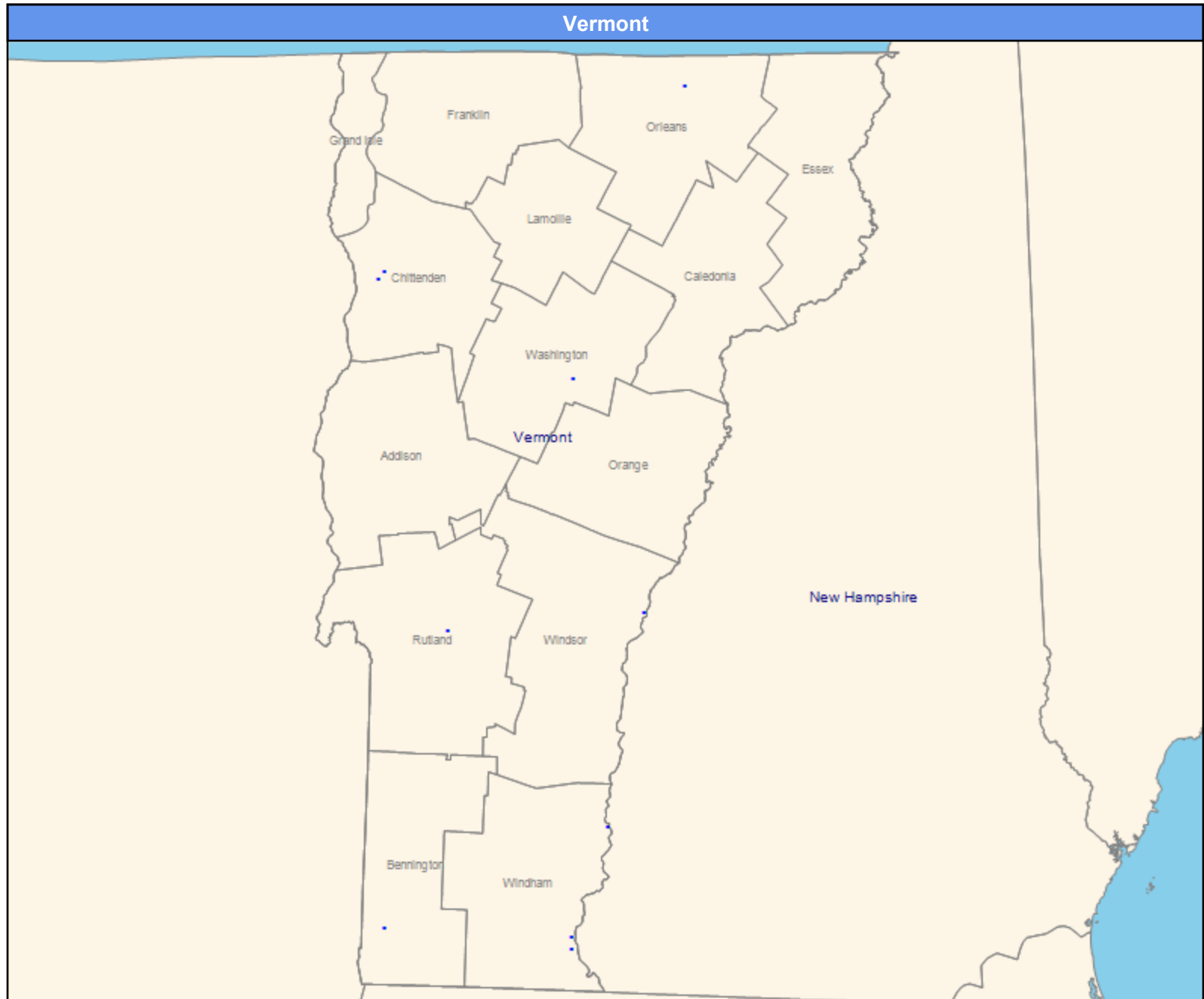
Cigna Network Analysis
Provider Map

June 2022

Created for...
Cigna Payer Solutions Vermont OAP

Inpatient Mental Health
11 facilities at 10 locations
■ All facilities

24.43 miles

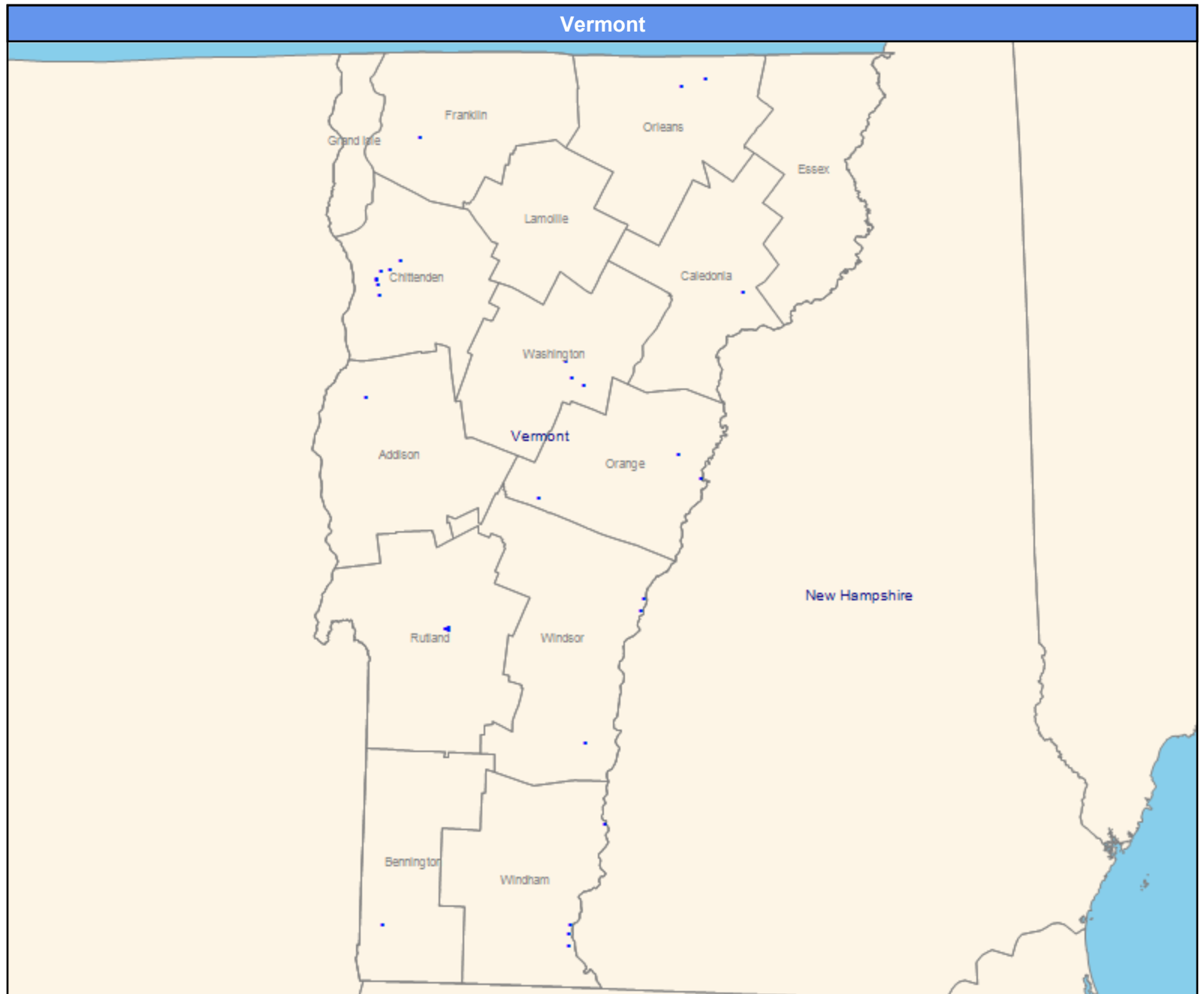


June 2022

Created for...
Cigna Payer Solutions Vermont OAP

Intensive Outpatient
22 facilities at 30 locations
■ All facilities

24.43 miles



Cigna Network Analysis
Provider Map

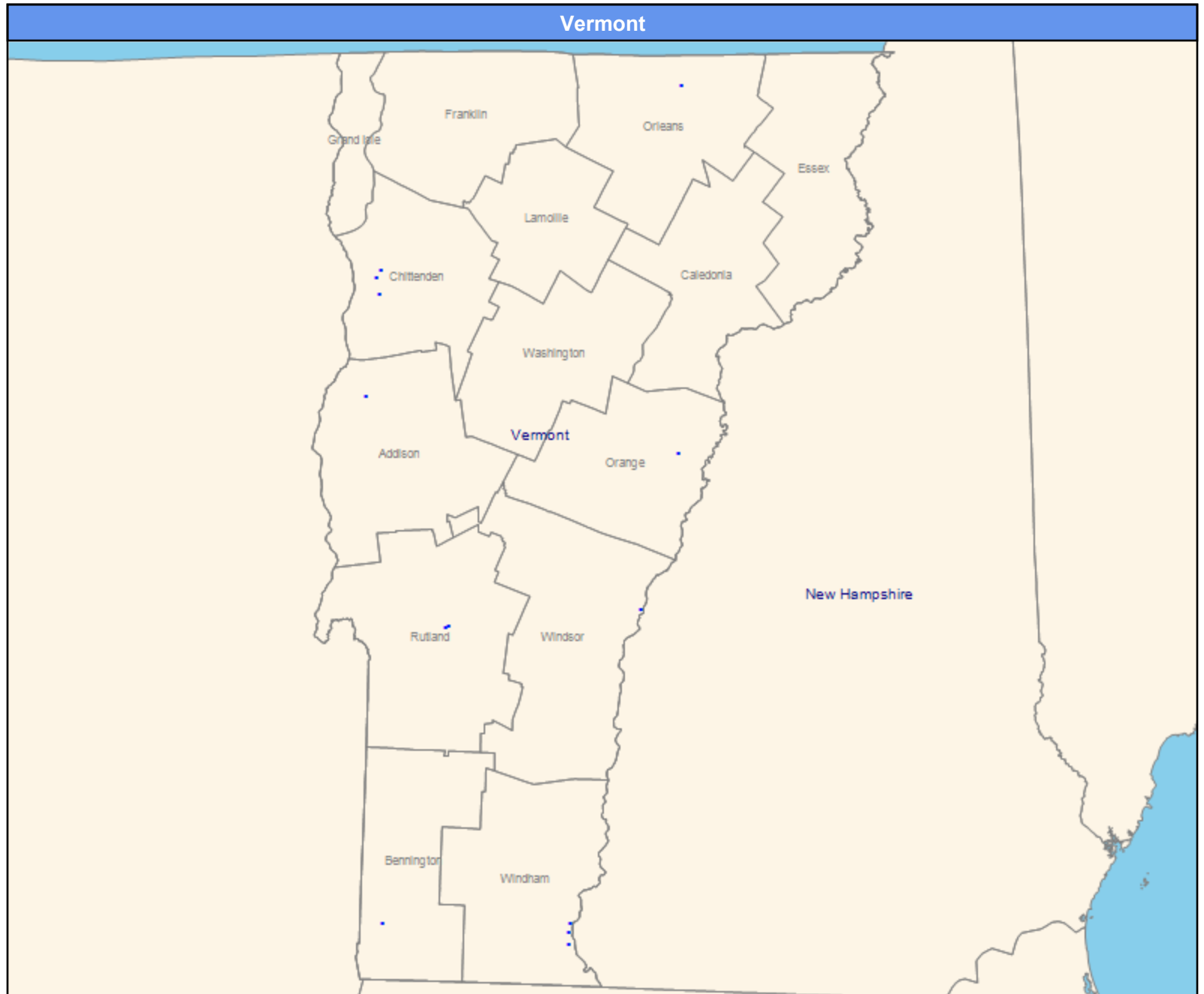
June 2022

Created for...
Cigna Payer Solutions Vermont OAP

Partial Hospitalization
14 facilities at 13 locations

■ All facilities

24.43 miles



Cigna Network Analysis
Provider Map

June 2022

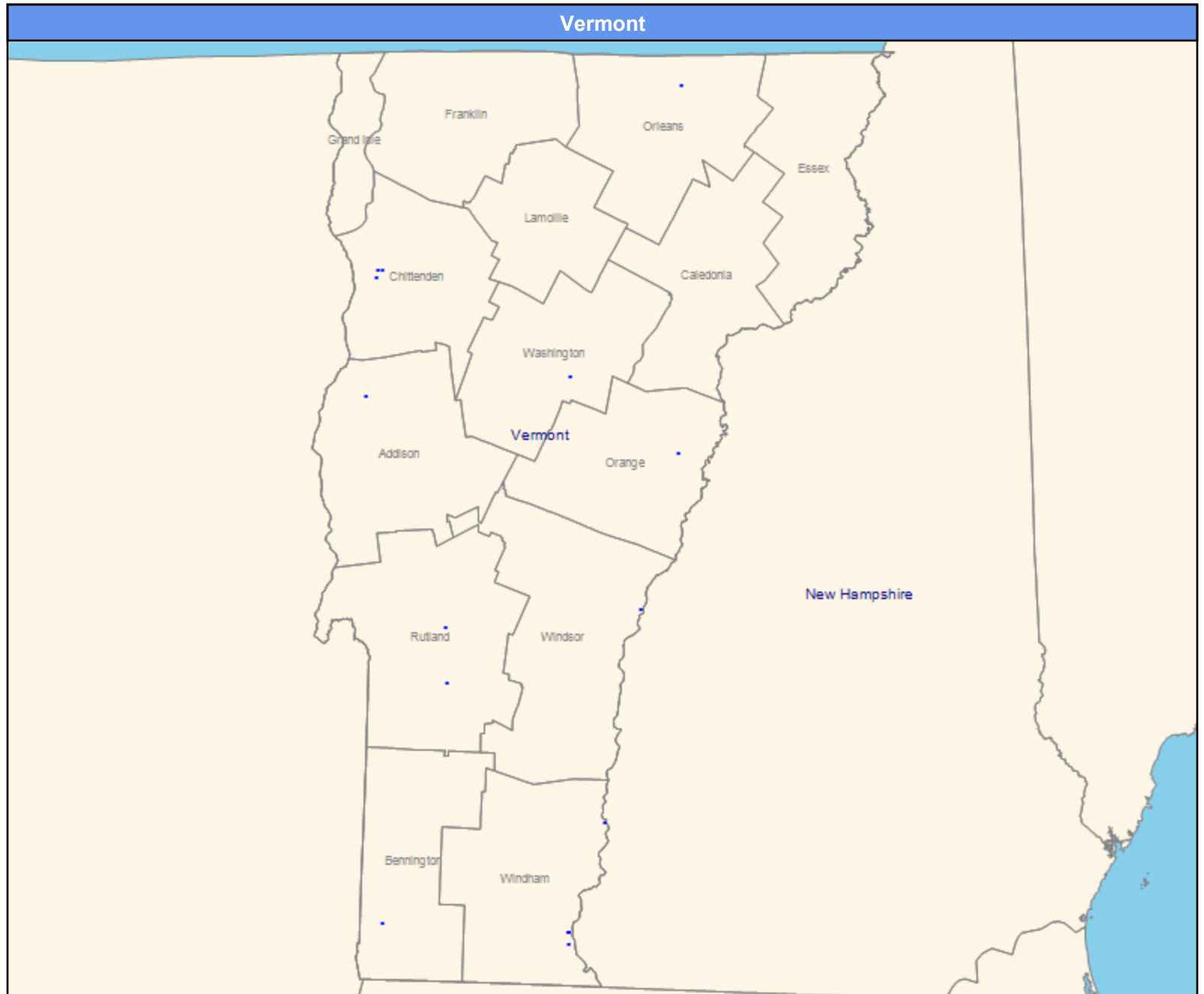
Created for...
Cigna Payer Solutions Vermont OAP

Inpatient MH/SA or Residential MH/SA

16 facilities at 18 locations

■ All facilities

24.43 miles





Cigna Network Analysis

Cigna OAP

Created for...
Cigna Payer Solutions Vermont OAP

June 2022

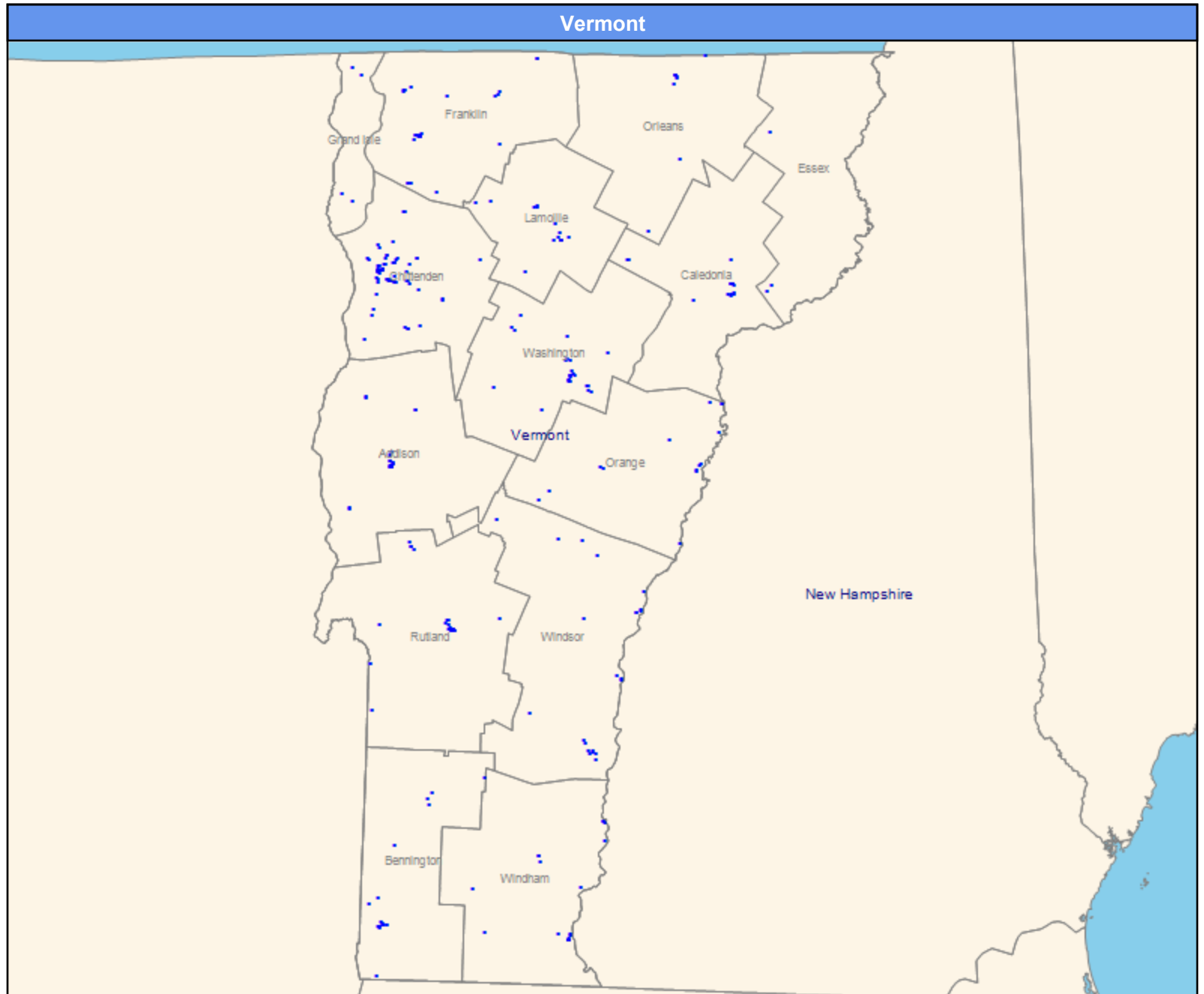
Provider Map

June 2022

Created for...
Cigna Payer Solutions Vermont OAP

Primary Care Physicians
1,873 physicians at 295 locations
■ All physicians

24.43 miles



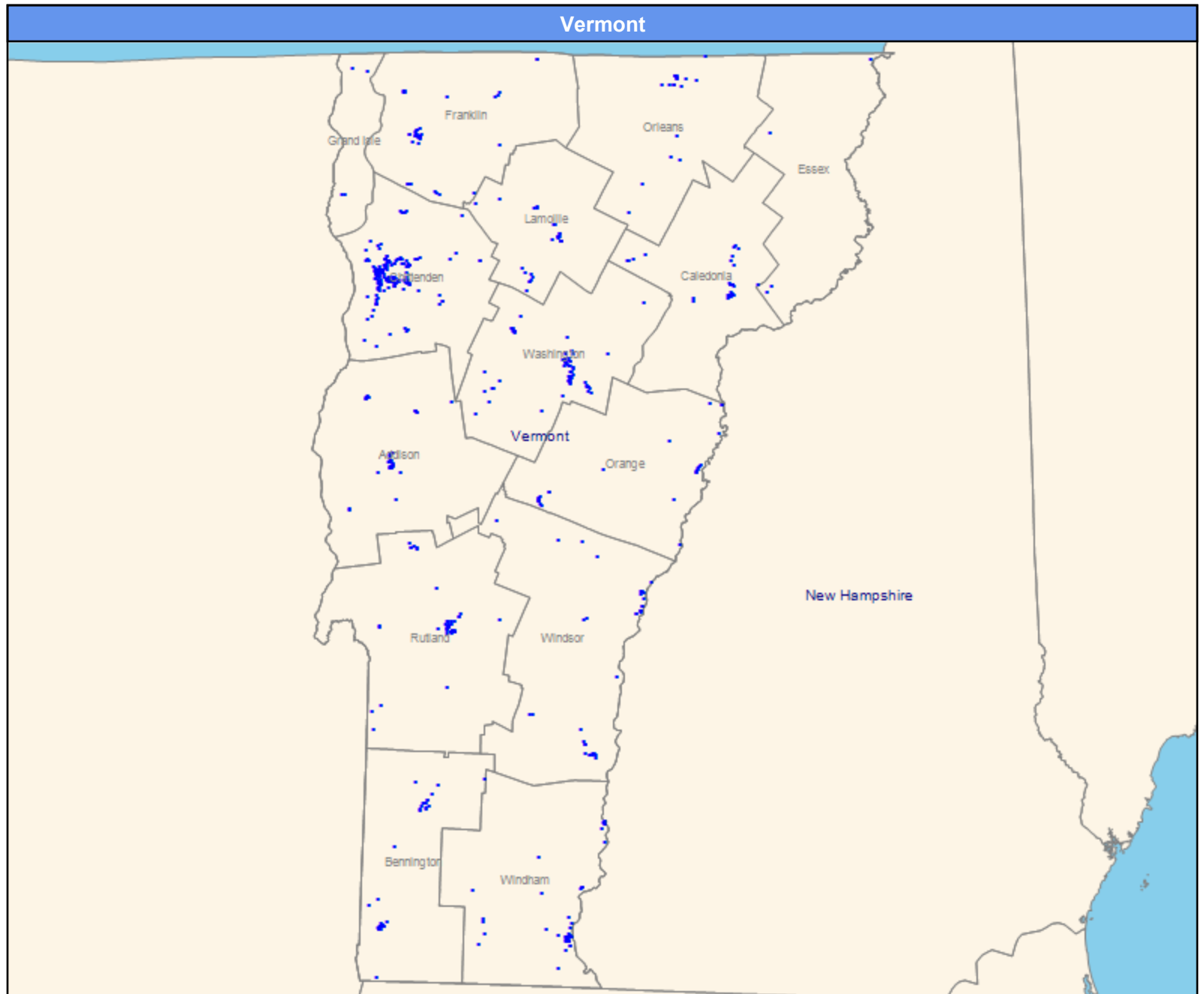
Cigna Network Analysis
Provider Map

June 2022

Created for...
Cigna Payer Solutions Vermont OAP

All Specialists
7,186 providers at 693 locations
■ All providers

24.43 miles



Provider Map

June 2022

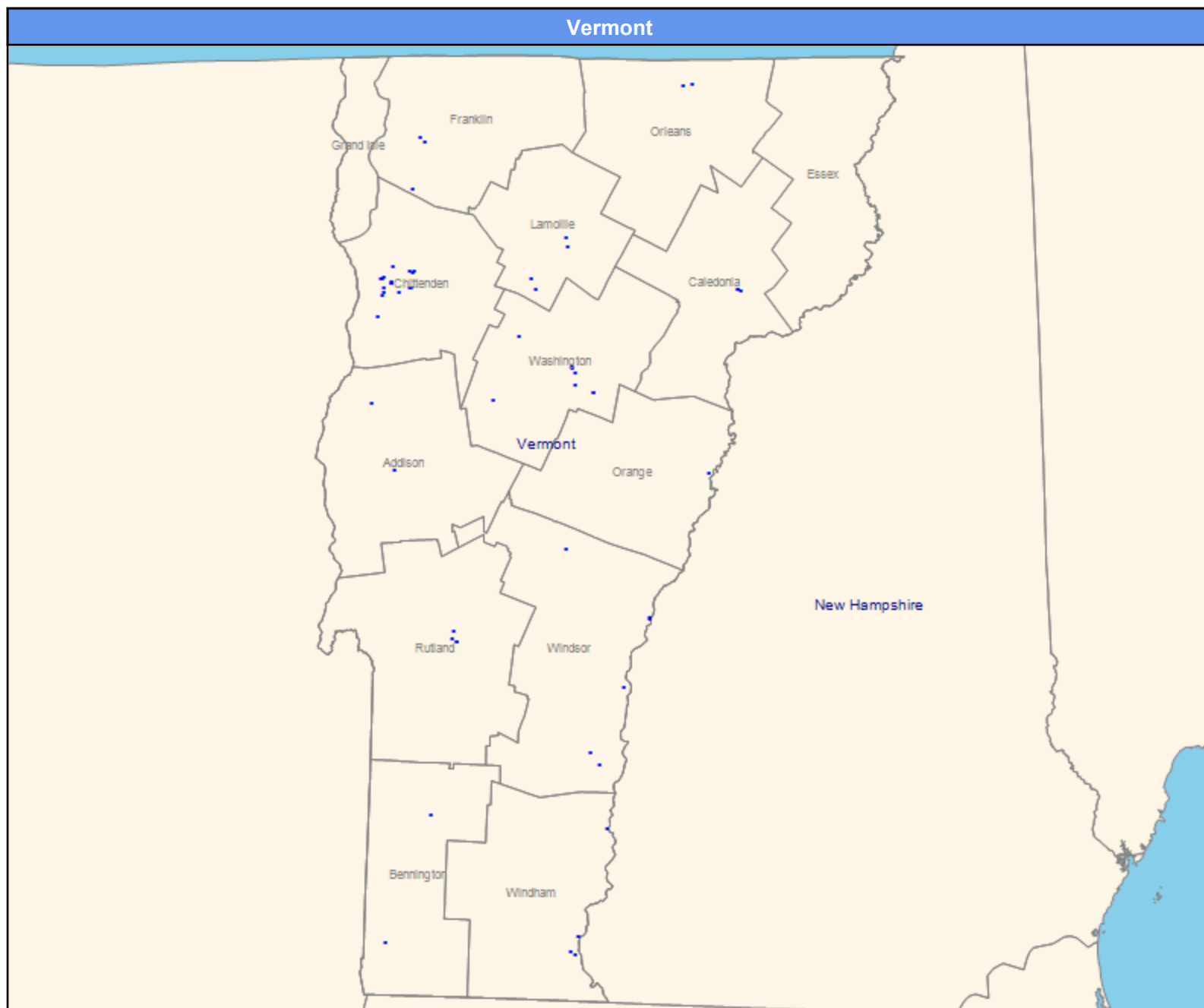
Created for...
Cigna Payer Solutions Vermont OAP

Optometry

151 providers at 57 locations

■ All providers

24.43 miles



Cigna Network Analysis
Provider Map

June 2022

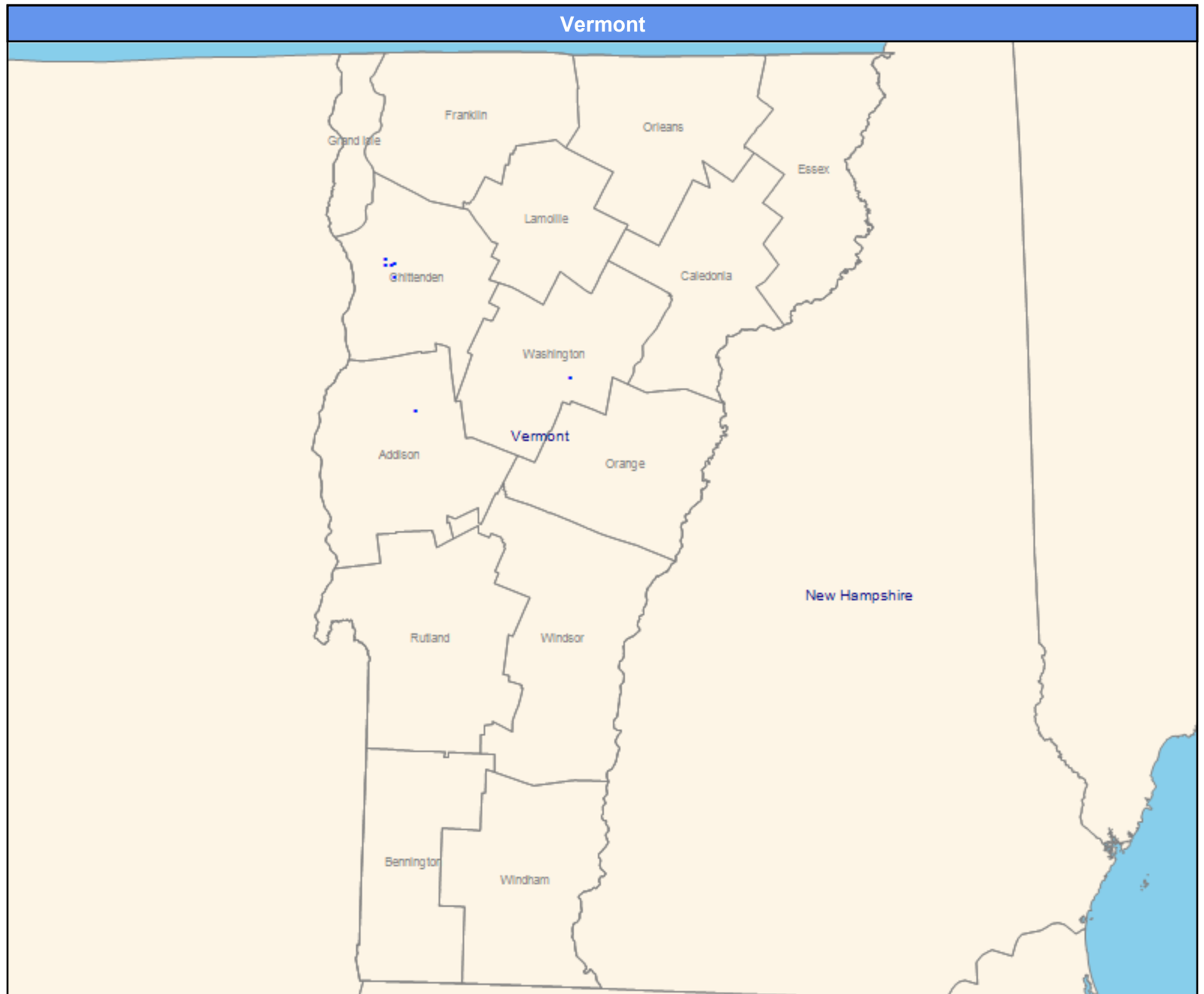
Created for...
Cigna Payer Solutions Vermont OAP

Imaging/Radiology

5 hospitals at 7 locations

■ All hospitals

24.43 miles



June 2022

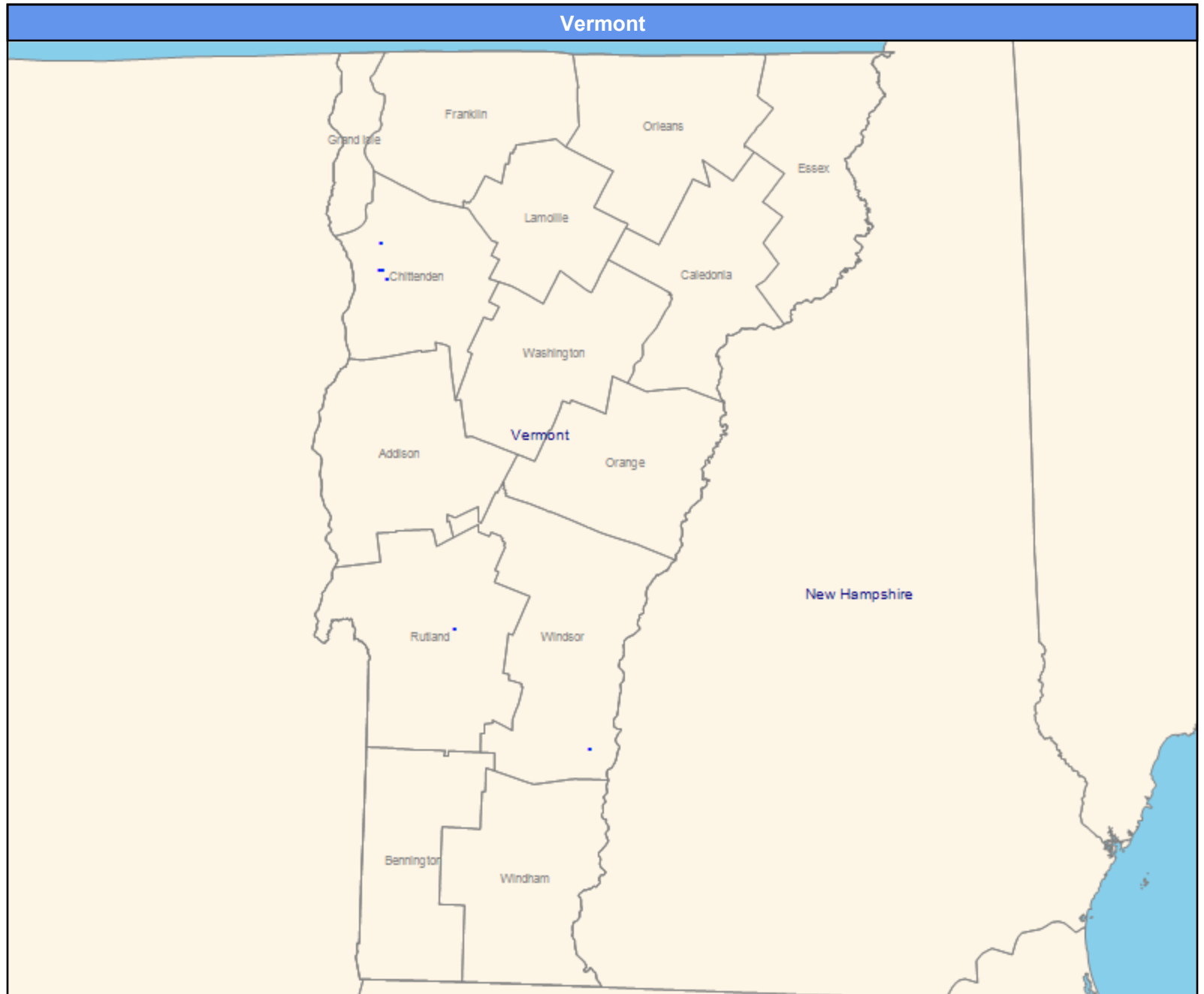
Created for...
Cigna Payer Solutions Vermont OAP

Laboratories

6 hospitals at 6 locations

■ All hospitals

24.43 miles



Provider Map

June 2022

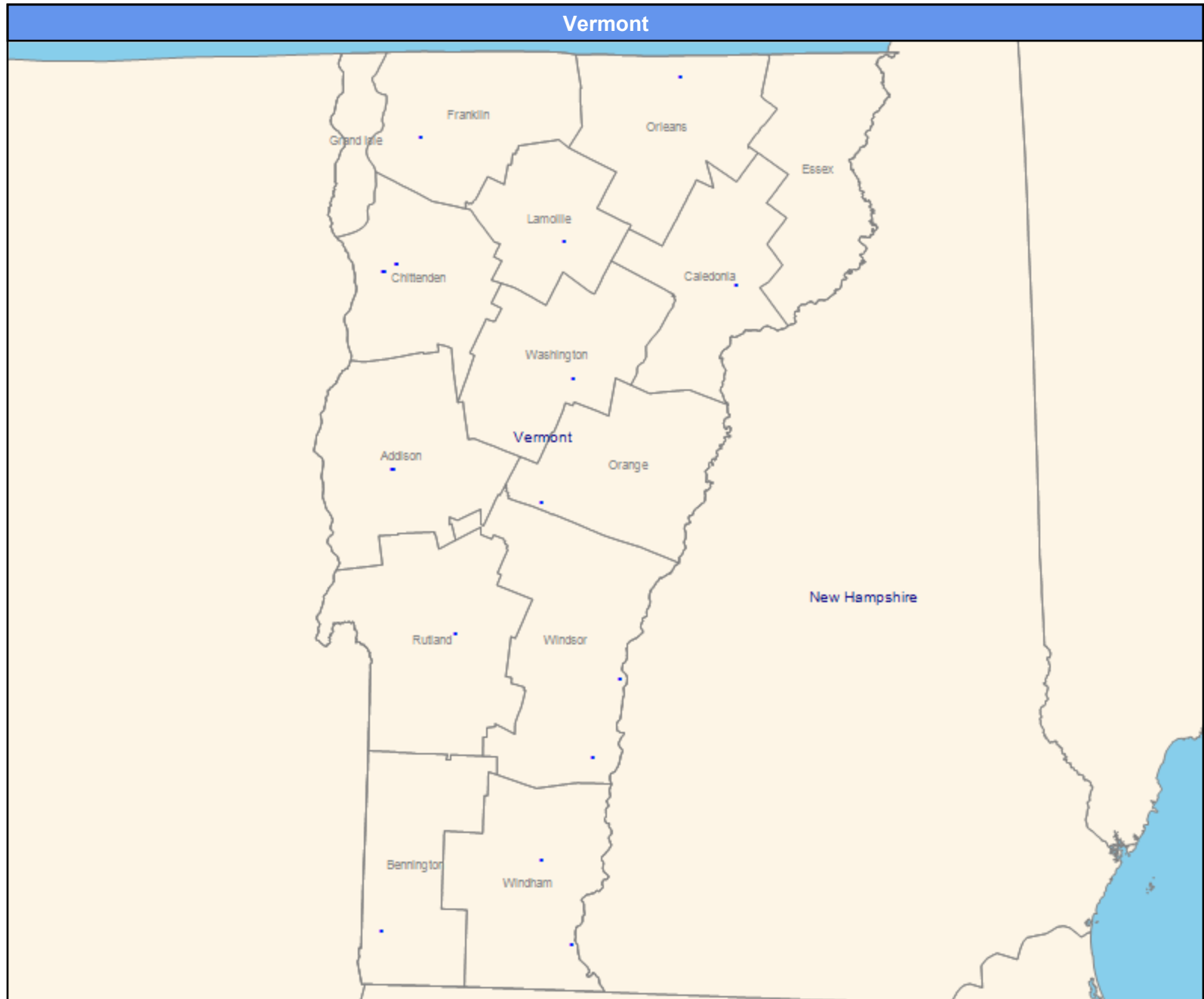
Created for...
Cigna Payer Solutions Vermont OAP

Hospitals

15 hospitals at 18 locations

■ All hospitals

24.43 miles



Cigna Network Analysis
Provider Map

June 2022

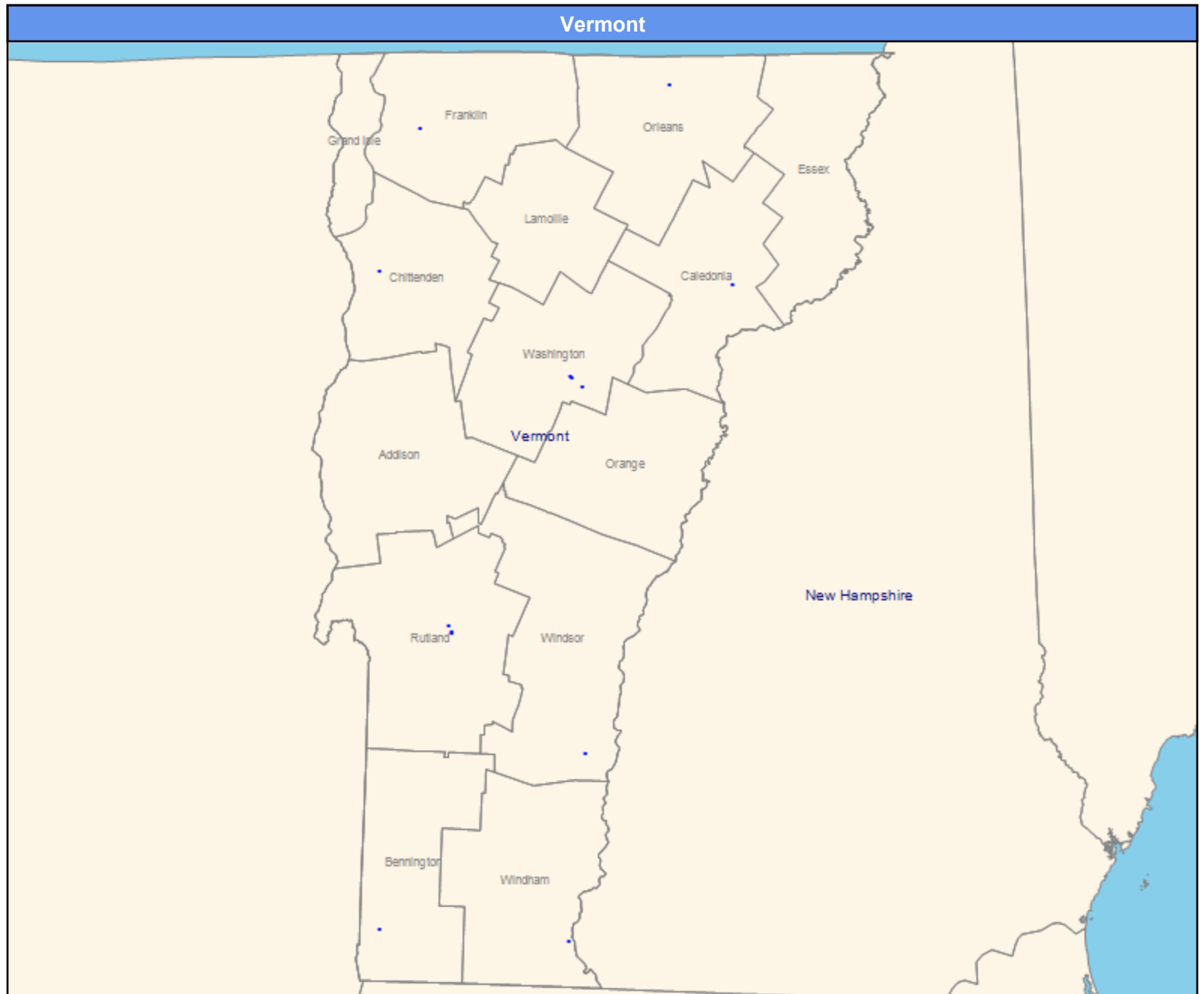
Created for...
Cigna Payer Solutions Vermont OAP

Inpatient Rehab Facilities

13 hospitals at 13 locations

■ All hospitals

24.43 miles



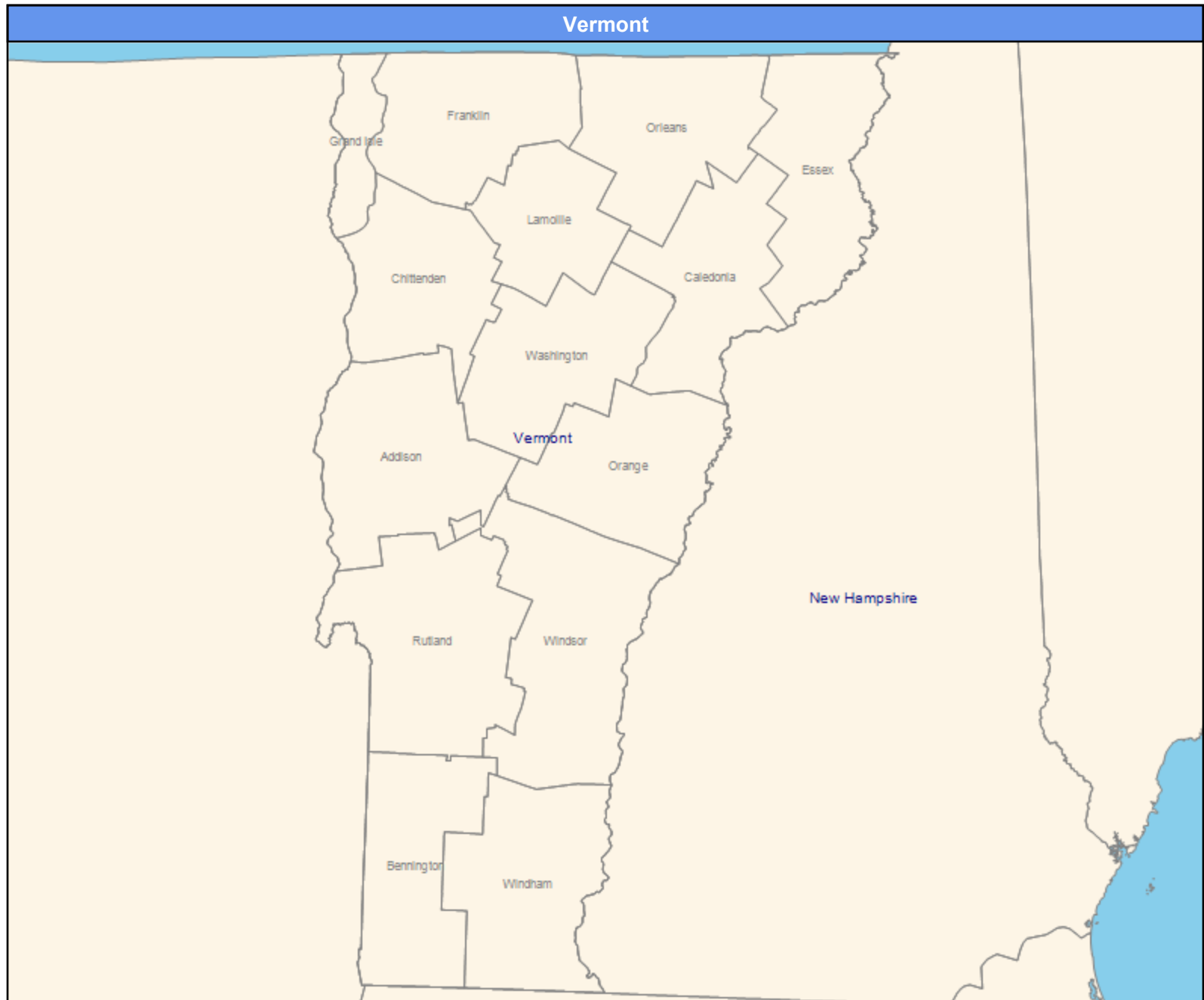
Provider Map

June 2022

Created for...
Cigna Payer Solutions Vermont OAP

Cardiac Cath
0 hospitals at 0 locations
■ All hospitals

24.43 miles





Cigna Network Analysis

Cigna Behavioral Health Network

Created for...

Cigna Payer Solutions Vermont PPO

June 2022

Access Summary for All Employees With Access

June 2022

Created for...
Cigna Payer Solutions Vermont PPO

Access Analysis
VT State Access
Distance Method
Estimated Driving Distance
Employee Group
All Employees

Provider Group
Routine Office Based Mental Health and Substance Abuse Services
Outpatient Mental Health/Substance Abuse Services
Inpatient Mental Health
Intensive Outpatient
Partial Hospitalization
Inpatient MH/SA or Residential MH/SA

¹ Provider counts represent:
#: Provider access points
L: Unique provider locations

Employees With Access										
Employee		Provider			With Access		Counts ¹		Average Time	
Group	#	Group	Standard	#	%	#	L	1	2	
All Employees	3,827	Routine Office Based Mental...	1 in 30 mins	1,095	28.6	2,705	823	1.3	1.6	
		Outpatient Mental Health/Sub...	1 in 30 mins	1,083	28.3	38	35	5.6	7.2	
		Inpatient Mental Health	1 in 60 mins	1,160	30.3	11	10	10.7	18.2	
		Intensive Outpatient	1 in 60 mins	1,165	30.4	33	30	8.4	11.3	
		Partial Hospitalization	1 in 60 mins	1,162	30.4	15	13	12.3	15.7	
		Inpatient MH/SA or Residentia...	1 in 60 mins	1,164	30.4	19	18	9.4	15.2	

Key Geographic Areas											
State Name	City	Employee #	Provider		With Access		Counts ¹	Average Time			
			Group	Standard	#	%		#	1	2	
Vermont	Burlington	438	Inpatient Mental Health	1 in 60 mins	438	100.0	2	2.1	2.7		
			Inpatient MH/SA or Residen...	1 in 60 mins	438	100.0	3	1.1	2.2		
			Intensive Outpatient	1 in 60 mins	438	100.0	5	1.8	1.8		
			Outpatient Mental Health/S...	1 in 30 mins	438	100.0	5	1.8	1.8		
			Partial Hospitalization	1 in 60 mins	438	100.0	3	1.8	1.8		
			Routine Office Based Menta...	1 in 30 mins	438	100.0	505	0.5	0.5		
			Northfield	99	Inpatient Mental Health	1 in 60 mins	99	100.0	0	10.5	48.3
					Inpatient MH/SA or Residen...	1 in 60 mins	99	100.0	0	10.5	30.8
					Intensive Outpatient	1 in 60 mins	99	100.0	0	10.5	11.3
	Outpatient Mental Health/S...	1 in 30 mins			99	100.0	0	9.4	10.5		
	Partial Hospitalization	1 in 60 mins			99	100.0	0	30.8	33.0		
	Routine Office Based Menta...	1 in 30 mins			99	100.0	4	1.0	1.0		
	South Burlington	88			Inpatient Mental Health	1 in 60 mins	88	100.0	0	2.2	3.3
					Inpatient MH/SA or Residen...	1 in 60 mins	88	100.0	0	2.2	3.1
					Intensive Outpatient	1 in 60 mins	88	100.0	2	1.6	1.7
			Outpatient Mental Health/S...	1 in 30 mins	88	100.0	2	1.6	1.7		
			Partial Hospitalization	1 in 60 mins	88	100.0	1	1.7	2.4		
			Routine Office Based Menta...	1 in 30 mins	88	100.0	158	0.3	0.6		
	Winooski	62	Inpatient Mental Health	1 in 60 mins	62	100.0	0	2.0	5.9		
			Inpatient MH/SA or Residen...	1 in 60 mins	62	100.0	0	2.0	3.3		
			Intensive Outpatient	1 in 60 mins	62	100.0	0	2.5	2.5		
			Outpatient Mental Health/S...	1 in 30 mins	62	100.0	0	2.5	2.5		
			Partial Hospitalization	1 in 60 mins	62	100.0	0	2.5	2.5		
			Routine Office Based Menta...	1 in 30 mins	62	100.0	22	0.4	0.4		
Colchester			40	Inpatient Mental Health	1 in 60 mins	40	100.0	0	5.5	7.0	
				Inpatient MH/SA or Residen...	1 in 60 mins	40	100.0	0	5.0	5.7	
				Intensive Outpatient	1 in 60 mins	40	100.0	0	4.5	5.1	
	Outpatient Mental Health/S...	1 in 30 mins		40	100.0	0	4.5	5.1			
	Partial Hospitalization	1 in 60 mins		40	100.0	0	5.4	5.4			
	Routine Office Based Menta...	1 in 30 mins		40	100.0	36	0.5	0.5			

Access Summary for All Employees Without Access

June 2022

Created for...
Cigna Payer Solutions Vermont PPO

Access Analysis
VT State Access
Distance Method
Estimated Driving Distance

Employee Group
All Employees

Provider Group
Routine Office Based Mental Health and Substance Abuse Services
Outpatient Mental Health/Substance Abuse Services
Inpatient Mental Health
Intensive Outpatient
Partial Hospitalization
Inpatient MH/SA or Residential MH/SA

¹ Provider counts represent:
#: Provider access points
L: Unique provider locations

Employees Without Access										
Employee		Provider			Without Access		Counts ¹		Average Time	
Group	#	Group	Standard	#	%	#	L	1	2	
All Employees	3,827	Routine Office Based Mental...	1 in 30 mins	2,732	71.4	2,705	823	533.1	533.4	
		Outpatient Mental Health/Sub...	1 in 30 mins	2,744	71.7	38	35	534.3	543.1	
		Inpatient Mental Health	1 in 60 mins	2,667	69.7	11	10	549.1	559.0	
		Intensive Outpatient	1 in 60 mins	2,662	69.6	33	30	549.4	558.3	
		Partial Hospitalization	1 in 60 mins	2,665	69.6	15	13	549.1	558.2	
		Inpatient MH/SA or Residenti...	1 in 60 mins	2,663	69.6	19	18	549.4	558.5	

Key Geographic Areas									
State Name	City	Employee	Provider		Without Access		Counts ¹	Average Time	
		#	Group	Standard	#	%	#	1	2
Massachusetts	Springfield	1,095	Inpatient Mental Health	1 in 60 mins	1,095	100.0	0	70.1	72.9
			Inpatient MH/SA or Reside...	1 in 60 mins	1,095	100.0	0	70.1	72.9
			Intensive Outpatient	1 in 60 mins	1,095	100.0	0	70.1	72.9
			Outpatient Mental Health/S...	1 in 30 mins	1,095	100.0	0	70.1	72.9
			Partial Hospitalization	1 in 60 mins	1,095	100.0	0	70.1	72.9
			Routine Office Based Ment...	1 in 30 mins	1,095	100.0	0	64.9	65.5
New York	New York	24	Inpatient Mental Health	1 in 60 mins	24	100.0	0	216.7	229.8
			Inpatient MH/SA or Reside...	1 in 60 mins	24	100.0	0	216.7	229.8
			Intensive Outpatient	1 in 60 mins	24	100.0	0	216.7	229.8
			Outpatient Mental Health/S...	1 in 30 mins	24	100.0	0	216.7	229.8
			Partial Hospitalization	1 in 60 mins	24	100.0	0	216.7	229.8
	Brooklyn	22	Routine Office Based Ment...	1 in 30 mins	24	100.0	0	215.5	215.5
			Inpatient Mental Health	1 in 60 mins	22	100.0	0	226.8	239.2
			Inpatient MH/SA or Reside...	1 in 60 mins	22	100.0	0	226.8	239.2
			Intensive Outpatient	1 in 60 mins	22	100.0	0	226.8	239.2
			Outpatient Mental Health/S...	1 in 30 mins	22	100.0	0	226.8	239.2
California	San Francisco	13	Partial Hospitalization	1 in 60 mins	22	100.0	0	226.8	239.2
			Routine Office Based Ment...	1 in 30 mins	22	100.0	0	225.7	225.7
			Inpatient Mental Health	1 in 60 mins	13	100.0	0	3,873.9	3,900.2
			Inpatient Mental Health	1 in 60 mins	13	100.0	0	169.8	175.4
			Inpatient MH/SA or Reside...	1 in 60 mins	13	100.0	0	3,873.9	3,888.2
			Inpatient MH/SA or Reside...	1 in 60 mins	13	100.0	0	169.8	175.4
			Intensive Outpatient	1 in 60 mins	13	100.0	0	3,873.9	3,888.2
			Intensive Outpatient	1 in 60 mins	13	100.0	0	169.8	175.4
			Outpatient Mental Health/S...	1 in 30 mins	13	100.0	0	3,873.9	3,888.2
			Outpatient Mental Health/S...	1 in 30 mins	13	100.0	0	169.8	175.4
			Partial Hospitalization	1 in 60 mins	13	100.0	0	3,873.9	3,888.2
			Partial Hospitalization	1 in 60 mins	13	100.0	0	169.8	175.4
			Routine Office Based Ment...	1 in 30 mins	13	100.0	0	3,870.9	3,871.0
			Routine Office Based Ment...	1 in 30 mins	13	100.0	0	168.4	168.7



Accessibility Detail

Access Detail for All Employees With Access

June 2022

Created for...
Cigna Payer Solutions Vermont PPO

- Access Analysis
- VT State Access
- Distance Method
- Estimated Driving Distance
- Employee / Provider Groups
- All Employees
 - Routine Office Based Mental Health and Substance Abuse Services
 - Outpatient Mental Health/Substance Abuse Services
 - Inpatient Mental Health
 - Intensive Outpatient
 - Partial Hospitalization
 - Inpatient MH/SA or Residential MH/SA

All Employees														
State Name	County	City	Zip Code	Employee	Provider		Counts	With Access		Average Time				
				#	Group	Standard	#	#	%	1	2			
Massachusetts	Berkshire	Adams	01220	1	Routine Office Ba...	1 in 30 mins	0	1	100.0	21.1	21.4			
					Outpatient Mental...	1 in 30 mins	0	1	100.0	22.0	40.8			
					Inpatient Mental H...	1 in 60 mins	0	1	100.0	22.0	40.8			
					Intensive Outpatient	1 in 60 mins	0	1	100.0	22.0	40.8			
					Partial Hospitalizat...	1 in 60 mins	0	1	100.0	22.0	40.8			
					Inpatient MH/SA o...	1 in 60 mins	0	1	100.0	22.0	40.8			
		Dalton	01226	1	Inpatient Mental H...	1 in 60 mins	0	1	100.0	31.5	52.8			
					Intensive Outpatient	1 in 60 mins	0	1	100.0	31.5	52.8			
					Partial Hospitalizat...	1 in 60 mins	0	1	100.0	31.5	52.8			
					Inpatient MH/SA o...	1 in 60 mins	0	1	100.0	31.5	52.8			
					Great Barrin...	01230	1	Inpatient Mental H...	1 in 60 mins	0	1	100.0	54.0	76.0
								Intensive Outpatient	1 in 60 mins	0	1	100.0	54.0	76.0
	Partial Hospitalizat...	1 in 60 mins	0	1				100.0	54.0	76.0				
	Inpatient MH/SA o...	1 in 60 mins	0	1				100.0	54.0	76.0				
	North Adams	01247	1	Routine Office Ba...				1 in 30 mins	0	1	100.0	16.8	17.3	
				Outpatient Mental...				1 in 30 mins	0	1	100.0	17.8	35.4	
				Inpatient Mental H...	1 in 60 mins	0	1	100.0	17.8	35.4				
				Intensive Outpatient	1 in 60 mins	0	1	100.0	17.8	35.4				
				Partial Hospitalizat...	1 in 60 mins	0	1	100.0	17.8	35.4				
				Inpatient MH/SA o...	1 in 60 mins	0	1	100.0	17.8	35.4				
	Pittsfield	01201	3	Inpatient Mental H...	1 in 60 mins	0	3	100.0	33.3	57.2				
				Intensive Outpatient	1 in 60 mins	0	3	100.0	33.3	57.2				
				Partial Hospitalizat...	1 in 60 mins	0	3	100.0	33.3	57.2				
				Inpatient MH/SA o...	1 in 60 mins	0	3	100.0	33.3	57.2				
West Stockbr...				01266	1	Inpatient Mental H...	1 in 60 mins	0	1	100.0	44.8	69.2		
						Intensive Outpatient	1 in 60 mins	0	1	100.0	44.8	69.2		
	Partial Hospitalizat...	1 in 60 mins	0			1	100.0	44.8	69.2					
	Inpatient MH/SA o...	1 in 60 mins	0			1	100.0	44.8	69.2					
	Franklin	Haydenville	01039			1	Routine Office Ba...	1 in 30 mins	0	1	100.0	27.0	27.7	
							Inpatient Mental H...	1 in 60 mins	0	1	100.0	32.7	34.8	
Intensive Outpatient				1 in 60 mins	0		1	100.0	32.7	34.8				
Partial Hospitalizat...				1 in 60 mins	0		1	100.0	32.7	34.8				
Inpatient MH/SA o...				1 in 60 mins	0		1	100.0	32.7	34.8				
Hampden				Holyoke	01040		1	Inpatient Mental H...	1 in 60 mins	0	1	100.0	53.1	55.5
	Intensive Outpatient	1 in 60 mins	0			1		100.0	53.1	55.5				
	Partial Hospitalizat...	1 in 60 mins	0			1		100.0	53.1	55.5				
	Inpatient MH/SA o...	1 in 60 mins	0			1		100.0	53.1	55.5				
	Hampshire	Amherst	01002			4		Inpatient Mental H...	1 in 60 mins	0	4	100.0	35.5	37.6
								Intensive Outpatient	1 in 60 mins	0	4	100.0	35.5	37.6
Partial Hospitalizat...				1 in 60 mins	0		4	100.0	35.5	37.6				

Access Detail for All Employees With Access

June 2022

Created for...
Cigna Payer Solutions Vermont PPO

- Access Analysis
- VT State Access
- Distance Method
- Estimated Driving Distance
- Employee / Provider Groups
- All Employees
- Routine Office Based Mental Health and Substance Abuse Services
- Outpatient Mental Health/Substance Abuse Services
- Inpatient Mental Health
- Intensive Outpatient
- Partial Hospitalization
- Inpatient MH/SA or Residential MH/SA

All Employees													
State Name	County	City	Zip Code	Employee	Provider		Counts	With Access		Average Time			
				#	Group	Standard	#	#	%	1	2		
Massachusetts	Hampshire	Amherst	01002	4	Inpatient MH/SA o...	1 in 60 mins	0	4	100.0	35.5	37.6		
				8	Inpatient Mental H...	1 in 60 mins	0	8	100.0	35.5	37.6		
				Intensive Outpatient	1 in 60 mins	0	8	100.0	35.5	37.6			
				Partial Hospitalizat...	1 in 60 mins	0	8	100.0	35.5	37.6			
			Easthampton	01027	1	Inpatient MH/SA o...	1 in 60 mins	0	8	100.0	35.5	37.6	
					Inpatient Mental H...	1 in 60 mins	0	1	100.0	43.9	46.1		
				Intensive Outpatient	1 in 60 mins	0	1	100.0	43.9	46.1			
				Partial Hospitalizat...	1 in 60 mins	0	1	100.0	43.9	46.1			
		Worthington	01098	1	Inpatient MH/SA o...	1 in 60 mins	0	1	100.0	43.9	46.1		
				Inpatient Mental H...	1 in 60 mins	0	1	100.0	43.6	46.4			
			Intensive Outpatient	1 in 60 mins	0	1	100.0	43.6	46.4				
			Partial Hospitalizat...	1 in 60 mins	0	1	100.0	43.6	46.4				
		Middlesex	Ashby	01431	1	Inpatient MH/SA o...	1 in 60 mins	0	1	100.0	43.6	46.4	
					Inpatient Mental H...	1 in 60 mins	0	1	100.0	43.6	46.4		
				Intensive Outpatient	1 in 60 mins	0	1	100.0	43.6	46.4			
				Partial Hospitalizat...	1 in 60 mins	0	1	100.0	43.6	46.4			
				Pepperell	01463	1	Inpatient MH/SA o...	1 in 60 mins	0	1	100.0	43.6	46.4
			Inpatient Mental H...			1 in 60 mins	0	1	100.0	46.1	47.2		
						2	Intensive Outpatient	1 in 60 mins	0	1	100.0	46.1	47.2
						2	Partial Hospitalizat...	1 in 60 mins	0	1	100.0	46.1	47.2
			Townsend	01469	1	Inpatient MH/SA o...	1 in 60 mins	0	1	100.0	46.1	47.2	
		Inpatient Mental H...			1 in 60 mins	0	1	100.0	46.1	47.2			
					2	Intensive Outpatient	1 in 60 mins	0	2	100.0	58.3	59.1	
					2	Partial Hospitalizat...	1 in 60 mins	0	2	100.0	58.3	59.1	
	Worcester	Athol	01331	1	Inpatient MH/SA o...	1 in 60 mins	0	2	100.0	58.3	59.1		
				Inpatient Mental H...	1 in 60 mins	0	2	100.0	58.3	59.1			
					1	Intensive Outpatient	1 in 60 mins	0	1	100.0	52.3	53.3	
					1	Partial Hospitalizat...	1 in 60 mins	0	1	100.0	52.3	53.3	
			Gardner	01440	1	Inpatient MH/SA o...	1 in 60 mins	0	1	100.0	52.3	53.3	
		Inpatient Mental H...			1 in 60 mins	0	1	100.0	52.3	53.3			
					1	Intensive Outpatient	1 in 60 mins	0	1	100.0	52.3	53.3	
					1	Partial Hospitalizat...	1 in 60 mins	0	1	100.0	52.3	53.3	
		Lunenburg	01462	3	Inpatient MH/SA o...	1 in 60 mins	0	1	100.0	52.3	53.3		
	Inpatient Mental H...			1 in 60 mins	0	1	100.0	52.3	53.3				
				3	Intensive Outpatient	1 in 60 mins	0	3	100.0	35.6	37.2		
				3	Partial Hospitalizat...	1 in 60 mins	0	3	100.0	35.6	37.2		
		West Brookfield	01585	1	Inpatient MH/SA o...	1 in 60 mins	0	1	100.0	35.6	37.2		
	Inpatient Mental H...			1 in 60 mins	0	1	100.0	35.6	37.2				
				1	Intensive Outpatient	1 in 60 mins	0	1	100.0	35.6	37.2		
				1	Partial Hospitalizat...	1 in 60 mins	0	1	100.0	35.6	37.2		

Access Detail for All Employees With Access

June 2022

Created for...
Cigna Payer Solutions Vermont PPO

- Access Analysis
- VT State Access
- Distance Method
- Estimated Driving Distance
- Employee / Provider Groups
- All Employees
- Routine Office Based Mental Health and Substance Abuse Services
- Outpatient Mental Health/Substance Abuse Services
- Inpatient Mental Health
- Intensive Outpatient
- Partial Hospitalization
- Inpatient MH/SA or Residential MH/SA

All Employees															
State Name	County	City	Zip Code	Employee	Provider		Counts	With Access		Average Time					
				#	Group	Standard	#	#	%	1	2				
Massachusetts	Worcester	West Brookfield	01585	1	Inpatient MH/SA o...	1 in 60 mins	0	1	100.0	56.6	57.9				
		Westminster	01473	1	Inpatient Mental H...	1 in 60 mins	0	1	100.0	48.8	50.6				
						Intensive Outpatient	1 in 60 mins	0	1	100.0	48.8	50.6			
						Partial Hospitalizat...	1 in 60 mins	0	1	100.0	48.8	50.6			
						Inpatient MH/SA o...	1 in 60 mins	0	1	100.0	48.8	50.6			
						Inpatient Mental H...	1 in 60 mins	0	1	100.0	35.6	37.3			
New Hampshire	Belknap	Gilford	03249	1	Inpatient Mental H...	1 in 60 mins	0	1	100.0	52.4	52.4				
					Intensive Outpatient	1 in 60 mins	0	1	100.0	52.4	52.4				
					Partial Hospitalizat...	1 in 60 mins	0	1	100.0	52.4	52.4				
					Inpatient MH/SA o...	1 in 60 mins	0	1	100.0	52.4	52.4				
					Carroll	Glen	03838	1	Intensive Outpatient	1 in 60 mins	0	1	100.0	53.0	55.7
									Partial Hospitalizat...	1 in 60 mins	0	1	100.0	55.7	76.6
	Inpatient MH/SA o...	1 in 60 mins	0	1					100.0	55.7	76.3				
	Intervale	03845	1	Intensive Outpatient					1 in 60 mins	0	1	100.0	55.3	58.2	
				Partial Hospitalizat...					1 in 60 mins	0	1	100.0	58.2	78.0	
				Inpatient MH/SA o...					1 in 60 mins	0	1	100.0	58.2	78.0	
	Cheshire	Jaffrey	03452	1	Intensive Outpatient	1 in 60 mins	0	1	100.0	54.9	60.2				
					Inpatient Mental H...	1 in 60 mins	0	1	100.0	52.8	52.8				
					Intensive Outpatient	1 in 60 mins	0	1	100.0	50.7	52.8				
					Partial Hospitalizat...	1 in 60 mins	0	1	100.0	52.8	52.8				
					Inpatient MH/SA o...	1 in 60 mins	0	1	100.0	52.8	52.8				
					Keene	03431	2	Routine Office Ba...	1 in 30 mins	0	2	100.0	30.0	30.1	
	Inpatient Mental H...	1 in 60 mins	0	1				100.0	30.3	30.5					
	Intensive Outpatient	1 in 60 mins	0	1				100.0	30.3	30.5					
Partial Hospitalizat...	1 in 60 mins	0	1	100.0				30.3	30.5						
Inpatient MH/SA o...	1 in 60 mins	0	1	100.0				30.3	30.5						
Outpatient Mental...	1 in 30 mins	0	2	100.0				14.1	14.2						
Inpatient Mental H...	1 in 60 mins	0	2	100.0				18.4	20.1						
Intensive Outpatient	1 in 60 mins	0	2	100.0				20.1	21.2						
Partial Hospitalizat...	1 in 60 mins	0	2	100.0				18.4	20.1						
Inpatient MH/SA o...	1 in 60 mins	0	2	100.0				18.4	20.1						
Intensive Outpatient	1 in 60 mins	0	2	100.0				20.0	20.0						
Partial Hospitalizat...	1 in 60 mins	0	2	100.0				15.7	15.7						
Swanzey	03446	1	Routine Office Ba...	1 in 30 mins	0	1	100.0	15.7	15.7						
			Outpatient Mental...	1 in 30 mins	0	1	100.0	15.8	16.0						
			Inpatient Mental H...	1 in 60 mins	0	1	100.0	16.0	17.4						
			Intensive Outpatient	1 in 60 mins	0	1	100.0	15.8	16.0						
			Partial Hospitalizat...	1 in 60 mins	0	1	100.0	15.8	16.0						
							Partial Hospitalizat...	1 in 60 mins	0	1	100.0	15.8	16.0		

Access Detail for All Employees With Access

June 2022

Created for...
Cigna Payer Solutions Vermont PPO

- Access Analysis
- VT State Access
- Distance Method
- Estimated Driving Distance
- Employee / Provider Groups
- All Employees
- Routine Office Based Mental Health and Substance Abuse Services
- Outpatient Mental Health/Substance Abuse Services
- Inpatient Mental Health
- Intensive Outpatient
- Partial Hospitalization
- Inpatient MH/SA or Residential MH/SA

All Employees																
State Name	County	City	Zip Code	Employee	Provider		Counts	With Access		Average Time						
				#	Group	Standard	#	#	%	1	2					
New Hampshire	Cheshire	Swanzey	03446	1	Inpatient MH/SA o...	1 in 60 mins	0	1	100.0	16.0	16.0					
		Coos	Gorham	03581	1	Intensive Outpatient	1 in 60 mins	0	1	100.0	44.5	67.2				
		Whitefield	03598	1	Routine Office Ba...	1 in 30 mins	0	1	100.0	18.5	18.5					
						Outpatient Mental...	1 in 30 mins	0	1	100.0	22.1	24.8				
						Inpatient Mental H...	1 in 60 mins	0	1	100.0	54.6	61.7				
						Intensive Outpatient	1 in 60 mins	0	1	100.0	22.1	49.9				
						Partial Hospitalizat...	1 in 60 mins	0	1	100.0	49.9	61.7				
		Grafton	Bethlehem	03574	1	Routine Office Ba...	1 in 30 mins	0	1	100.0	21.4	21.4				
						Outpatient Mental...	1 in 30 mins	0	1	100.0	24.9	27.7				
						Inpatient Mental H...	1 in 60 mins	0	1	100.0	49.0	62.7				
						Intensive Outpatient	1 in 60 mins	0	1	100.0	24.9	41.7				
						Partial Hospitalizat...	1 in 60 mins	0	1	100.0	41.7	62.7				
						Inpatient MH/SA o...	1 in 60 mins	0	1	100.0	41.7	49.0				
							Lebanon	03766	1	Routine Office Ba...	1 in 30 mins	0	1	100.0	4.0	4.0
										Outpatient Mental...	1 in 30 mins	0	1	100.0	4.4	4.4
										Inpatient Mental H...	1 in 60 mins	0	1	100.0	4.4	4.4
										Intensive Outpatient	1 in 60 mins	0	1	100.0	4.4	4.4
						Partial Hospitalizat...	1 in 60 mins	0	1	100.0	4.4	4.4				
						Inpatient MH/SA o...	1 in 60 mins	0	1	100.0	4.4	4.4				
			Lisbon	03585	2	Routine Office Ba...	1 in 30 mins	0	2	100.0	12.8	12.9				
						Outpatient Mental...	1 in 30 mins	0	2	100.0	18.2	21.1				
						Inpatient Mental H...	1 in 60 mins	0	2	100.0	36.5	55.6				
						Intensive Outpatient	1 in 60 mins	0	2	100.0	18.2	28.2				
						Partial Hospitalizat...	1 in 60 mins	0	2	100.0	28.5	55.6				
						Inpatient MH/SA o...	1 in 60 mins	0	2	100.0	28.5	36.5				
			Plymouth	03264	2	Routine Office Ba...	1 in 30 mins	0	2	100.0	28.8	28.9				
						Inpatient Mental H...	1 in 60 mins	0	2	100.0	36.9	36.9				
						Intensive Outpatient	1 in 60 mins	0	2	100.0	36.1	36.9				
						Partial Hospitalizat...	1 in 60 mins	0	2	100.0	36.9	36.9				
						Inpatient MH/SA o...	1 in 60 mins	0	2	100.0	36.9	36.9				
		Woodsville	03785	1	Routine Office Ba...	1 in 30 mins	0	1	100.0	6.7	6.7					
					Outpatient Mental...	1 in 30 mins	0	1	100.0	18.6	19.2					
					Inpatient Mental H...	1 in 60 mins	0	1	100.0	35.8	47.7					
					Intensive Outpatient	1 in 60 mins	0	1	100.0	18.6	19.2					
					Partial Hospitalizat...	1 in 60 mins	0	1	100.0	18.6	47.7					
					Inpatient MH/SA o...	1 in 60 mins	0	1	100.0	18.6	35.8					
	Hillsborough	Amherst	03031	1	Inpatient Mental H...	1 in 60 mins	0	1	100.0	54.2	54.4					
						Intensive Outpatient	1 in 60 mins	0	1	100.0	54.0	54.2				
						Partial Hospitalizat...	1 in 60 mins	0	1	100.0	54.0	54.2				

Access Detail for All Employees With Access

June 2022

Created for...
Cigna Payer Solutions Vermont PPO

- Access Analysis
- VT State Access
- Distance Method
- Estimated Driving Distance
- Employee / Provider Groups
- All Employees
- Routine Office Based Mental Health and Substance Abuse Services
- Outpatient Mental Health/Substance Abuse Services
- Inpatient Mental Health
- Intensive Outpatient
- Partial Hospitalization
- Inpatient MH/SA or Residential MH/SA

All Employees												
State Name	County	City	Zip Code	Employee	Provider		Counts	With Access		Average Time		
				#	Group	Standard	#	#	%	1	2	
New Hampshire	Hillsborough	Amherst	03031	1	Inpatient MH/SA o...	1 in 60 mins	0	1	100.0	54.2	54.2	
				3	Inpatient Mental H...	1 in 60 mins	0	3	100.0	55.9	59.5	
			Bedford	03110		Intensive Outpatient	1 in 60 mins	0	3	100.0	55.9	59.0
					Partial Hospitalizat...	1 in 60 mins	0	3	100.0	59.0	59.5	
			Hollis	03049	1	Inpatient MH/SA o...	1 in 60 mins	0	3	100.0	55.9	59.5
					Inpatient Mental H...	1 in 60 mins	0	1	100.0	56.4	56.8	
			Milford	03055		Intensive Outpatient	1 in 60 mins	0	1	100.0	56.4	56.8
					Partial Hospitalizat...	1 in 60 mins	0	1	100.0	56.4	56.8	
			Milford	03055	2	Inpatient MH/SA o...	1 in 60 mins	0	1	100.0	56.4	56.8
					Inpatient Mental H...	1 in 60 mins	0	2	100.0	51.3	51.4	
		New Boston	03070		Intensive Outpatient	1 in 60 mins	0	2	100.0	51.3	51.3	
				Partial Hospitalizat...	1 in 60 mins	0	2	100.0	51.3	51.3		
		New Boston	03070	1	Inpatient MH/SA o...	1 in 60 mins	0	2	100.0	51.3	51.4	
				Inpatient Mental H...	1 in 60 mins	0	1	100.0	46.1	50.5		
		Peterborough	03458		Intensive Outpatient	1 in 60 mins	0	1	100.0	46.1	49.7	
				Partial Hospitalizat...	1 in 60 mins	0	1	100.0	49.7	50.5		
		Peterborough	03458	2	Inpatient MH/SA o...	1 in 60 mins	0	1	100.0	46.1	50.5	
				Inpatient Mental H...	1 in 60 mins	0	2	100.0	34.9	35.4		
		Merrimack	Bow	03304		Intensive Outpatient	1 in 60 mins	0	2	100.0	34.5	34.9
					Partial Hospitalizat...	1 in 60 mins	0	2	100.0	34.5	34.9	
		Merrimack	Bow	03304	1	Inpatient MH/SA o...	1 in 60 mins	0	2	100.0	34.9	34.9
					Inpatient Mental H...	1 in 60 mins	0	1	100.0	51.2	64.4	
		Contoocook	03229	03229		Intensive Outpatient	1 in 60 mins	0	1	100.0	51.2	64.4
					Inpatient MH/SA o...	1 in 60 mins	0	1	100.0	51.2	64.4	
		Contoocook	03229	03229	2	Inpatient Mental H...	1 in 60 mins	0	2	100.0	42.6	59.8
					Intensive Outpatient	1 in 60 mins	0	2	100.0	42.6	47.5	
		Henniker	03242	03242		Partial Hospitalizat...	1 in 60 mins	0	2	100.0	59.4	59.8
					Inpatient MH/SA o...	1 in 60 mins	0	2	100.0	42.6	59.8	
		Henniker	03242	03242	1	Inpatient Mental H...	1 in 60 mins	0	1	100.0	35.6	54.9
					Intensive Outpatient	1 in 60 mins	0	1	100.0	35.6	42.8	
	Warner	03278	03278		Partial Hospitalizat...	1 in 60 mins	0	1	100.0	53.4	54.9	
				Inpatient MH/SA o...	1 in 60 mins	0	1	100.0	35.6	54.8		
	Sullivan	Cornish	03745	1	Inpatient Mental H...	1 in 60 mins	0	1	100.0	40.8	46.8	
				Intensive Outpatient	1 in 60 mins	0	1	100.0	37.2	40.8		
	Sullivan	Cornish	03745		Partial Hospitalizat...	1 in 60 mins	0	1	100.0	46.8	46.8	
				Inpatient MH/SA o...	1 in 60 mins	0	1	100.0	40.8	46.8		
	Sullivan	Cornish	03745	1	Routine Office Ba...	1 in 30 mins	0	1	100.0	3.6	3.6	
				Outpatient Mental...	1 in 30 mins	0	1	100.0	13.3	13.3		
	Sullivan	Cornish	03745		Inpatient Mental H...	1 in 60 mins	0	1	100.0	13.3	13.3	
				Intensive Outpatient	1 in 60 mins	0	1	100.0	13.3	13.3		

Access Detail for All Employees With Access

June 2022

Created for...
Cigna Payer Solutions Vermont PPO

- Access Analysis
- VT State Access
- Distance Method
- Estimated Driving Distance
- Employee / Provider Groups
- All Employees
- Routine Office Based Mental Health and Substance Abuse Services
- Outpatient Mental Health/Substance Abuse Services
- Inpatient Mental Health
- Intensive Outpatient
- Partial Hospitalization
- Inpatient MH/SA or Residential MH/SA

All Employees													
State Name	County	City	Zip Code	Employee	Provider		Counts	With Access		Average Time			
				#	Group	Standard	#	#	%	1	2		
New Hampshire	Sullivan	Cornish	03745	1	Partial Hospitalizat...	1 in 60 mins	0	1	100.0	13.3	13.3		
					Inpatient MH/SA o...	1 in 60 mins	0	1	100.0	13.3	13.3		
		Grantham	03753	1	Routine Office Ba...	1 in 30 mins	0	1	100.0	15.8	16.0		
					Outpatient Mental...	1 in 30 mins	0	1	100.0	20.6	20.6		
				Inpatient Mental H...	1 in 60 mins	0	1	100.0	20.6	20.6			
				Intensive Outpatient	1 in 60 mins	0	1	100.0	20.6	20.6			
				Partial Hospitalizat...	1 in 60 mins	0	1	100.0	20.6	20.6			
				Inpatient MH/SA o...	1 in 60 mins	0	1	100.0	20.6	20.6			
				Lempster	03605	1	Routine Office Ba...	1 in 30 mins	0	1	100.0	19.2	19.2
							Outpatient Mental...	1 in 30 mins	0	1	100.0	20.5	23.6
	Springfield	03284	1	Inpatient Mental H...	1 in 60 mins	0	1	100.0	20.5	35.6			
				Intensive Outpatient	1 in 60 mins	0	1	100.0	20.5	23.6			
			Partial Hospitalizat...	1 in 60 mins	0	1	100.0	35.6	35.6				
			Inpatient MH/SA o...	1 in 60 mins	0	1	100.0	20.5	35.6				
			Routine Office Ba...	1 in 30 mins	0	1	100.0	18.9	19.2				
			Outpatient Mental...	1 in 30 mins	0	1	100.0	25.4	25.4				
			Inpatient Mental H...	1 in 60 mins	0	1	100.0	25.4	25.4				
			Intensive Outpatient	1 in 60 mins	0	1	100.0	25.4	25.4				
			Partial Hospitalizat...	1 in 60 mins	0	1	100.0	25.4	25.4				
			Inpatient MH/SA o...	1 in 60 mins	0	1	100.0	25.4	25.4				
Sunapee	03782	1	Routine Office Ba...	1 in 30 mins	0	1	100.0	22.0	22.0				
			Outpatient Mental...	1 in 30 mins	0	1	100.0	25.5	30.5				
		Inpatient Mental H...	1 in 60 mins	0	1	100.0	30.5	30.5					
		Intensive Outpatient	1 in 60 mins	0	1	100.0	25.5	30.5					
		Partial Hospitalizat...	1 in 60 mins	0	1	100.0	30.5	30.5					
		Inpatient MH/SA o...	1 in 60 mins	0	1	100.0	30.5	30.5					
		New York	Albany	Albany	12211	1	Inpatient Mental H...	1 in 60 mins	0	1	100.0	43.4	76.3
							Intensive Outpatient	1 in 60 mins	0	1	100.0	43.4	76.3
				Delmar	12054	2	Partial Hospitalizat...	1 in 60 mins	0	1	100.0	43.4	76.3
							Inpatient MH/SA o...	1 in 60 mins	0	1	100.0	43.4	76.3
Inpatient Mental H...	1 in 60 mins					0	2	100.0	52.8	82.3			
Intensive Outpatient	1 in 60 mins					0	2	100.0	52.8	82.3			
Partial Hospitalizat...	1 in 60 mins					0	2	100.0	52.8	82.3			
Inpatient MH/SA o...	1 in 60 mins					0	2	100.0	52.8	82.3			
Latham	12110					1	Inpatient Mental H...	1 in 60 mins	0	1	100.0	40.3	75.4
							Intensive Outpatient	1 in 60 mins	0	1	100.0	40.3	75.4
Clinton	Plattsburgh	12901	2	Partial Hospitalizat...	1 in 60 mins	0	1	100.0	40.3	75.4			
				Inpatient MH/SA o...	1 in 60 mins	0	1	100.0	40.3	75.4			
Clinton	Plattsburgh	12901	2	Routine Office Ba...	1 in 30 mins	0	2	100.0	9.3	11.3			
				Outpatient Mental...	1 in 30 mins	0	2	100.0	25.3	26.7			

Access Detail for All Employees With Access

June 2022

Created for...
Cigna Payer Solutions Vermont PPO

- Access Analysis
- VT State Access
- Distance Method
- Estimated Driving Distance
- Employee / Provider Groups
- All Employees
- Routine Office Based Mental Health and Substance Abuse Services
- Outpatient Mental Health/Substance Abuse Services
- Inpatient Mental Health
- Intensive Outpatient
- Partial Hospitalization
- Inpatient MH/SA or Residential MH/SA

All Employees											
State Name	County	City	Zip Code	Employee	Provider		Counts	With Access		Average Time	
				#	Group	Standard	#	#	%	1	2
New York	Clinton	Plattsburgh	12901	2	Inpatient Mental H...	1 in 60 mins	0	2	100.0	31.8	31.8
					Intensive Outpatient	1 in 60 mins	0	2	100.0	26.7	30.0
				Partial Hospitalizat...	1 in 60 mins	0	2	100.0	31.5	31.5	
				Inpatient MH/SA o...	1 in 60 mins	0	2	100.0	30.9	31.8	
	Essex	Keene Valley	12943	1	Routine Office Ba...	1 in 30 mins	0	1	100.0	29.6	29.6
					Outpatient Mental...	1 in 30 mins	0	1	100.0	29.5	47.2
				Inpatient Mental H...	1 in 60 mins	0	1	100.0	49.8	52.2	
				Intensive Outpatient	1 in 60 mins	0	1	100.0	29.5	47.2	
				Partial Hospitalizat...	1 in 60 mins	0	1	100.0	29.5	47.2	
				Inpatient MH/SA o...	1 in 60 mins	0	1	100.0	29.5	49.8	
		Westport	12993	3	Routine Office Ba...	1 in 30 mins	0	3	100.0	12.4	12.7
					Outpatient Mental...	1 in 30 mins	0	3	100.0	12.5	30.3
				Inpatient Mental H...	1 in 60 mins	0	3	100.0	32.1	34.6	
				Intensive Outpatient	1 in 60 mins	0	3	100.0	12.5	30.3	
				Partial Hospitalizat...	1 in 60 mins	0	3	100.0	12.5	30.3	
				Inpatient MH/SA o...	1 in 60 mins	0	3	100.0	12.5	32.1	
	Franklin	Saranac Lake	12983	1	Intensive Outpatient	1 in 60 mins	0	1	100.0	53.7	60.0
					Partial Hospitalizat...	1 in 60 mins	0	1	100.0	53.7	60.0
					Inpatient MH/SA o...	1 in 60 mins	0	1	100.0	53.7	60.3
	Montgomery	Amsterdam	12010	1	Inpatient Mental H...	1 in 60 mins	0	1	100.0	55.8	91.5
Intensive Outpatient					1 in 60 mins	0	1	100.0	55.8	91.5	
Partial Hospitalizat...					1 in 60 mins	0	1	100.0	55.8	91.5	
Inpatient MH/SA o...					1 in 60 mins	0	1	100.0	55.8	84.3	
Rensselaer	Castleton on...	12033	1	Inpatient Mental H...	1 in 60 mins	0	1	100.0	47.7	70.0	
				Intensive Outpatient	1 in 60 mins	0	1	100.0	47.7	70.0	
				Partial Hospitalizat...	1 in 60 mins	0	1	100.0	47.7	70.0	
				Inpatient MH/SA o...	1 in 60 mins	0	1	100.0	47.7	70.0	
	Petersburg	12138	1	Routine Office Ba...	1 in 30 mins	0	1	100.0	16.4	16.4	
				Outpatient Mental...	1 in 30 mins	0	1	100.0	17.5	45.7	
				Inpatient Mental H...	1 in 60 mins	0	1	100.0	17.5	45.7	
Saratoga	Ballston Spa	12020	1	Intensive Outpatient	1 in 60 mins	0	1	100.0	17.5	45.7	
				Partial Hospitalizat...	1 in 60 mins	0	1	100.0	17.5	45.7	
				Inpatient MH/SA o...	1 in 60 mins	0	1	100.0	17.5	45.7	
				Inpatient Mental H...	1 in 60 mins	0	1	100.0	39.9	73.6	
	Clifton Park	12065	4	Intensive Outpatient	1 in 60 mins	0	1	100.0	39.9	73.5	
				Partial Hospitalizat...	1 in 60 mins	0	1	100.0	39.9	73.5	
				Inpatient MH/SA o...	1 in 60 mins	0	1	100.0	39.9	68.7	
				4	Inpatient Mental H...	1 in 60 mins	0	4	100.0	36.2	75.2
					Intensive Outpatient	1 in 60 mins	0	4	100.0	36.2	75.2
					Partial Hospitalizat...	1 in 60 mins	0	4	100.0	36.2	75.2

Access Detail for All Employees With Access

June 2022
 Created for...
 Cigna Payer Solutions Vermont PPO

- Access Analysis
- VT State Access
- Distance Method
- Estimated Driving Distance
- Employee / Provider Groups
- All Employees
- Routine Office Based Mental Health and Substance Abuse Services
- Outpatient Mental Health/Substance Abuse Services
- Inpatient Mental Health
- Intensive Outpatient
- Partial Hospitalization
- Inpatient MH/SA or Residential MH/SA

All Employees												
State Name	County	City	Zip Code	Employee	Provider		Counts	With Access		Average Time		
				#	Group	Standard	#	#	%	1	2	
New York	Saratoga	Clifton Park	12065	4	Inpatient MH/SA o...	1 in 60 mins	0	4	100.0	36.2	75.2	
		Gansevoort	12831	3	Inpatient Mental H...	1 in 60 mins	0	3	100.0	45.2	62.6	
						Intensive Outpatient	1 in 60 mins	0	3	100.0	45.2	62.5
						Partial Hospitalizat...	1 in 60 mins	0	3	100.0	45.2	62.6
						Inpatient MH/SA o...	1 in 60 mins	0	3	100.0	45.2	53.8
			Saratoga Spr...	12866	1	Inpatient Mental H...	1 in 60 mins	0	1	100.0	40.8	70.8
						Intensive Outpatient	1 in 60 mins	0	1	100.0	40.8	70.6
						Partial Hospitalizat...	1 in 60 mins	0	1	100.0	40.8	70.8
						Inpatient MH/SA o...	1 in 60 mins	0	1	100.0	40.8	61.6
			Schuylerville	12871	1	Routine Office Ba...	1 in 30 mins	0	1	100.0	23.5	24.6
						Inpatient Mental H...	1 in 60 mins	0	1	100.0	34.6	61.8
						Intensive Outpatient	1 in 60 mins	0	1	100.0	34.6	61.8
					Partial Hospitalizat...	1 in 60 mins	0	1	100.0	34.6	61.8	
					Inpatient MH/SA o...	1 in 60 mins	0	1	100.0	34.6	54.0	
			South Glens...	12803	1	Routine Office Ba...	1 in 30 mins	0	1	100.0	25.8	30.4
						Inpatient Mental H...	1 in 60 mins	0	1	100.0	53.2	56.6
						Intensive Outpatient	1 in 60 mins	0	1	100.0	53.2	56.6
						Partial Hospitalizat...	1 in 60 mins	0	1	100.0	53.2	56.6
						Inpatient MH/SA o...	1 in 60 mins	0	1	100.0	47.2	53.2
		Warren	Glens Falls	12801	1	Inpatient MH/SA o...	1 in 60 mins	0	1	100.0	54.9	64.8
			Queensbury	12804	1	Routine Office Ba...	1 in 30 mins	0	1	100.0	27.2	27.2
						Inpatient Mental H...	1 in 60 mins	0	1	100.0	50.4	52.4
						Intensive Outpatient	1 in 60 mins	0	1	100.0	50.4	50.4
						Partial Hospitalizat...	1 in 60 mins	0	1	100.0	50.4	50.9
					Inpatient MH/SA o...	1 in 60 mins	0	1	100.0	42.8	50.4	
	Washington	Cambridge	12816	1	Routine Office Ba...	1 in 30 mins	0	1	100.0	8.9	14.7	
					Outpatient Mental...	1 in 30 mins	0	1	100.0	20.6	49.4	
					Inpatient Mental H...	1 in 60 mins	0	1	100.0	20.6	50.0	
					Intensive Outpatient	1 in 60 mins	0	1	100.0	20.6	49.4	
					Partial Hospitalizat...	1 in 60 mins	0	1	100.0	20.6	49.4	
					Inpatient MH/SA o...	1 in 60 mins	0	1	100.0	20.6	48.3	
		Greenwich	12834	1	Routine Office Ba...	1 in 30 mins	0	1	100.0	19.9	20.4	
					Inpatient Mental H...	1 in 60 mins	0	1	100.0	31.4	57.9	
					Intensive Outpatient	1 in 60 mins	0	1	100.0	31.4	57.9	
					Partial Hospitalizat...	1 in 60 mins	0	1	100.0	31.4	57.9	
					Inpatient MH/SA o...	1 in 60 mins	0	1	100.0	31.4	51.6	
Vermont	Addison	Bristol	05443	1	Routine Office Ba...	1 in 30 mins	9	1	100.0	1.7	1.9	
					Outpatient Mental...	1 in 30 mins	0	1	100.0	13.2	28.6	
					Inpatient Mental H...	1 in 60 mins	0	1	100.0	29.4	33.4	
					Intensive Outpatient	1 in 60 mins	0	1	100.0	13.2	29.5	

Access Detail for All Employees With Access

June 2022

Created for...
Cigna Payer Solutions Vermont PPO

Access Analysis
VT State Access
Distance Method
Estimated Driving Distance
Employee / Provider Groups
All Employees
Routine Office Based Mental Health and Substance Abuse Services
Outpatient Mental Health/Substance Abuse Services
Inpatient Mental Health
Intensive Outpatient
Partial Hospitalization
Inpatient MH/SA or Residential MH/SA

All Employees											
State Name	County	City	Zip Code	Employee	Provider		Counts	With Access		Average Time	
				#	Group	Standard	#	#	%	1	2
Vermont	Addison	Bristol	05443	1	Partial Hospitalizat...	1 in 60 mins	0	1	100.0	13.2	30.2
					Inpatient MH/SA o...	1 in 60 mins	0	1	100.0	13.2	29.4
		Ferrisburgh	05456	1	Routine Office Ba...	1 in 30 mins	0	1	100.0	2.8	3.6
					Outpatient Mental...	1 in 30 mins	0	1	100.0	3.6	18.7
					Inpatient Mental H...	1 in 60 mins	0	1	100.0	21.4	23.6
					Intensive Outpatient	1 in 60 mins	0	1	100.0	3.6	18.7
					Partial Hospitalizat...	1 in 60 mins	0	1	100.0	3.6	18.7
					Inpatient MH/SA o...	1 in 60 mins	0	1	100.0	3.6	21.4
		Middlebury	05753	28	Routine Office Ba...	1 in 30 mins	69	28	100.0	0.5	1.8
					Outpatient Mental...	1 in 30 mins	0	28	100.0	12.9	32.7
					Inpatient Mental H...	1 in 60 mins	0	28	100.0	36.3	38.0
					Intensive Outpatient	1 in 60 mins	0	28	100.0	12.9	32.7
	Partial Hospitalizat...				1 in 60 mins	0	28	100.0	12.9	33.2	
	Inpatient MH/SA o...				1 in 60 mins	0	28	100.0	12.9	36.3	
	Monkton	05469	1	Routine Office Ba...	1 in 30 mins	0	1	100.0	0.9	5.6	
				Outpatient Mental...	1 in 30 mins	0	1	100.0	13.0	17.8	
				Inpatient Mental H...	1 in 60 mins	0	1	100.0	21.3	21.6	
				Intensive Outpatient	1 in 60 mins	0	1	100.0	13.0	17.8	
				Partial Hospitalizat...	1 in 60 mins	0	1	100.0	13.0	17.8	
				Inpatient MH/SA o...	1 in 60 mins	0	1	100.0	13.0	21.3	
	New Haven	05472	1	Routine Office Ba...	1 in 30 mins	0	1	100.0	5.0	5.0	
				Outpatient Mental...	1 in 30 mins	0	1	100.0	8.8	26.1	
				Inpatient Mental H...	1 in 60 mins	0	1	100.0	29.7	30.7	
				Intensive Outpatient	1 in 60 mins	0	1	100.0	8.8	26.1	
				Partial Hospitalizat...	1 in 60 mins	0	1	100.0	8.8	26.1	
				Inpatient MH/SA o...	1 in 60 mins	0	1	100.0	8.8	29.7	
	North Ferrisb...	05473	2	Routine Office Ba...	1 in 30 mins	1	2	100.0	1.8	3.8	
				Outpatient Mental...	1 in 30 mins	0	2	100.0	9.4	14.2	
				Inpatient Mental H...	1 in 60 mins	0	2	100.0	17.8	19.0	
				Intensive Outpatient	1 in 60 mins	0	2	100.0	9.4	14.2	
Partial Hospitalizat...				1 in 60 mins	0	2	100.0	9.4	14.2		
Inpatient MH/SA o...				1 in 60 mins	0	2	100.0	9.4	17.8		
Ripton	05766	1	Routine Office Ba...	1 in 30 mins	1	1	100.0	1.0	5.3		
			Outpatient Mental...	1 in 30 mins	0	1	100.0	21.4	25.6		
			Inpatient Mental H...	1 in 60 mins	0	1	100.0	28.8	38.9		
			Intensive Outpatient	1 in 60 mins	0	1	100.0	21.4	25.6		
			Partial Hospitalizat...	1 in 60 mins	0	1	100.0	25.6	28.8		
			Inpatient MH/SA o...	1 in 60 mins	0	1	100.0	25.6	28.8		
Vergennes	05491	5	Routine Office Ba...	1 in 30 mins	4	5	100.0	7.1	7.3		
			Outpatient Mental...	1 in 30 mins	1	5	100.0	7.4	29.2		

Access Detail for All Employees With Access

June 2022

Created for...
Cigna Payer Solutions Vermont PPO

- Access Analysis
- VT State Access
- Distance Method
- Estimated Driving Distance
- Employee / Provider Groups
- All Employees
- Routine Office Based Mental Health and Substance Abuse Services
- Outpatient Mental Health/Substance Abuse Services
- Inpatient Mental Health
- Intensive Outpatient
- Partial Hospitalization
- Inpatient MH/SA or Residential MH/SA

All Employees														
State Name	County	City	Zip Code	Employee	Provider		Counts	With Access		Average Time				
				#	Group	Standard	#	#	%	1	2			
Vermont	Addison	Vergennes	05491	5	Inpatient Mental H...	1 in 60 mins	0	5	100.0	31.3	33.7			
					Intensive Outpatient	1 in 60 mins	1	5	100.0	7.4	29.2			
					Partial Hospitalizat...	1 in 60 mins	1	5	100.0	7.4	29.2			
					Inpatient MH/SA o...	1 in 60 mins	1	5	100.0	7.4	31.3			
					Routine Office Ba...	1 in 30 mins	1	2	100.0	0.8	10.6			
	Bennington	Arlington	05250	2	Outpatient Mental...	1 in 30 mins	0	2	100.0	16.0	40.9			
					Inpatient Mental H...	1 in 60 mins	0	2	100.0	16.0	40.9			
					Intensive Outpatient	1 in 60 mins	0	2	100.0	16.0	40.9			
					Partial Hospitalizat...	1 in 60 mins	0	2	100.0	16.0	42.0			
					Inpatient MH/SA o...	1 in 60 mins	0	2	100.0	16.0	35.0			
					Bennington	05201	4	Routine Office Ba...	1 in 30 mins	66	4	100.0	0.1	0.2
								Outpatient Mental...	1 in 30 mins	1	4	100.0	0.2	35.7
								Inpatient Mental H...	1 in 60 mins	1	4	100.0	0.2	35.7
								Intensive Outpatient	1 in 60 mins	1	4	100.0	0.2	35.7
								Partial Hospitalizat...	1 in 60 mins	1	4	100.0	0.2	35.7
	Dorset	05251	1	Routine Office Ba...	1 in 30 mins	1	1	100.0	2.9	4.6				
				Outpatient Mental...	1 in 30 mins	0	1	100.0	29.5	29.5				
				Inpatient Mental H...	1 in 60 mins	0	1	100.0	29.5	30.5				
				Intensive Outpatient	1 in 60 mins	0	1	100.0	29.5	29.5				
				Partial Hospitalizat...	1 in 60 mins	0	1	100.0	29.5	30.1				
				Inpatient MH/SA o...	1 in 60 mins	0	1	100.0	21.0	29.5				
				Manchester	05254	3	Routine Office Ba...	1 in 30 mins	2	3	100.0	0.2	0.3	
							Outpatient Mental...	1 in 30 mins	0	3	100.0	25.6	35.1	
							Inpatient Mental H...	1 in 60 mins	0	3	100.0	25.6	35.1	
							Intensive Outpatient	1 in 60 mins	0	3	100.0	25.6	35.1	
Partial Hospitalizat...	1 in 60 mins	0	3				100.0	25.6	35.1					
Caledonia	Danville	05828	4	Inpatient MH/SA o...	1 in 60 mins	0	3	100.0	25.6	25.7				
				Routine Office Ba...	1 in 30 mins	6	4	100.0	1.8	1.8				
				Outpatient Mental...	1 in 30 mins	0	4	100.0	7.6	8.7				
				Inpatient Mental H...	1 in 60 mins	0	4	100.0	35.1	39.0				
				Intensive Outpatient	1 in 60 mins	0	4	100.0	8.7	30.9				
				Partial Hospitalizat...	1 in 60 mins	0	4	100.0	30.9	39.0				
				Inpatient MH/SA o...	1 in 60 mins	0	4	100.0	30.9	35.1				
				East Burke	05832	1	Routine Office Ba...	1 in 30 mins	0	1	100.0	9.0	9.1	
							Outpatient Mental...	1 in 30 mins	0	1	100.0	15.3	16.2	
							Inpatient Mental H...	1 in 60 mins	0	1	100.0	36.1	55.2	
Intensive Outpatient	1 in 60 mins	0	1				100.0	15.3	33.1					
Partial Hospitalizat...	1 in 60 mins	0	1				100.0	36.1	49.4					
					Inpatient MH/SA o...	1 in 60 mins	0	1	100.0	36.1	49.4			

Access Detail for All Employees With Access

June 2022

Created for...
Cigna Payer Solutions Vermont PPO

- Access Analysis
- VT State Access
- Distance Method
- Estimated Driving Distance
- Employee / Provider Groups
- All Employees
- Routine Office Based Mental Health and Substance Abuse Services
- Outpatient Mental Health/Substance Abuse Services
- Inpatient Mental Health
- Intensive Outpatient
- Partial Hospitalization
- Inpatient MH/SA or Residential MH/SA

All Employees											
State Name	County	City	Zip Code	Employee	Provider		Counts	With Access		Average Time	
				#	Group	Standard	#	#	%	1	2
Vermont	Caledonia	East Hardwick	05836	1	Routine Office Ba...	1 in 30 mins	2	1	100.0	2.0	2.0
					Outpatient Mental...	1 in 30 mins	0	1	100.0	18.3	21.1
					Inpatient Mental H...	1 in 60 mins	0	1	100.0	33.4	34.1
					Intensive Outpatient	1 in 60 mins	0	1	100.0	21.1	32.7
					Partial Hospitalizat...	1 in 60 mins	0	1	100.0	33.4	38.0
					Inpatient MH/SA o...	1 in 60 mins	0	1	100.0	33.4	34.1
		Greensboro...	05842	1	Routine Office Ba...	1 in 30 mins	0	1	100.0	6.0	6.0
					Outpatient Mental...	1 in 30 mins	0	1	100.0	20.0	22.9
					Inpatient Mental H...	1 in 60 mins	0	1	100.0	29.5	38.0
					Intensive Outpatient	1 in 60 mins	0	1	100.0	22.9	29.5
					Partial Hospitalizat...	1 in 60 mins	0	1	100.0	29.5	40.8
					Inpatient MH/SA o...	1 in 60 mins	0	1	100.0	29.5	38.0
	Groton	05046	2	Routine Office Ba...	1 in 30 mins	0	2	100.0	7.5	9.1	
				Outpatient Mental...	1 in 30 mins	0	2	100.0	15.6	16.3	
				Inpatient Mental H...	1 in 60 mins	0	2	100.0	19.2	45.3	
				Intensive Outpatient	1 in 60 mins	0	2	100.0	15.6	17.3	
				Partial Hospitalizat...	1 in 60 mins	0	2	100.0	15.6	45.3	
				Inpatient MH/SA o...	1 in 60 mins	0	2	100.0	15.6	19.2	
	Passumpsic	05861	1	Routine Office Ba...	1 in 30 mins	0	1	100.0	3.4	3.4	
				Outpatient Mental...	1 in 30 mins	0	1	100.0	5.8	6.6	
				Inpatient Mental H...	1 in 60 mins	0	1	100.0	35.8	44.7	
				Intensive Outpatient	1 in 60 mins	0	1	100.0	6.6	31.2	
				Partial Hospitalizat...	1 in 60 mins	0	1	100.0	31.2	44.7	
				Inpatient MH/SA o...	1 in 60 mins	0	1	100.0	31.2	35.8	
	Peacham	05862	2	Routine Office Ba...	1 in 30 mins	0	2	100.0	2.0	6.2	
				Outpatient Mental...	1 in 30 mins	0	2	100.0	15.7	16.2	
				Inpatient Mental H...	1 in 60 mins	0	2	100.0	27.6	45.9	
				Intensive Outpatient	1 in 60 mins	0	2	100.0	16.2	23.6	
				Partial Hospitalizat...	1 in 60 mins	0	2	100.0	23.6	45.9	
				Inpatient MH/SA o...	1 in 60 mins	0	2	100.0	23.6	27.6	
	Saint Johnsb...	05819	5	Routine Office Ba...	1 in 30 mins	54	5	100.0	1.0	1.0	
				Outpatient Mental...	1 in 30 mins	2	5	100.0	1.4	1.8	
				Inpatient Mental H...	1 in 60 mins	0	5	100.0	40.5	41.7	
				Intensive Outpatient	1 in 60 mins	1	5	100.0	1.4	35.7	
				Partial Hospitalizat...	1 in 60 mins	0	5	100.0	35.7	41.7	
				Inpatient MH/SA o...	1 in 60 mins	0	5	100.0	35.7	40.5	
Chittenden	Burlington	05401	364	Routine Office Ba...	1 in 30 mins	485	364	100.0	0.5	0.5	
				Outpatient Mental...	1 in 30 mins	5	364	100.0	1.4	1.4	
				Inpatient Mental H...	1 in 60 mins	2	364	100.0	1.8	2.3	
				Intensive Outpatient	1 in 60 mins	5	364	100.0	1.4	1.4	

Access Detail for All Employees With Access

June 2022

Created for...
Cigna Payer Solutions Vermont PPO

- Access Analysis
- VT State Access
- Distance Method
- Estimated Driving Distance
- Employee / Provider Groups
- All Employees
- Routine Office Based Mental Health and Substance Abuse Services
- Outpatient Mental Health/Substance Abuse Services
- Inpatient Mental Health
- Intensive Outpatient
- Partial Hospitalization
- Inpatient MH/SA or Residential MH/SA

All Employees												
State Name	County	City	Zip Code	Employee	Provider		Counts	With Access		Average Time		
				#	Group	Standard	#	#	%	1	2	
Vermont	Chittenden	Burlington	05401	364	Partial Hospitalizat...	1 in 60 mins	3	364	100.0	1.4	1.4	
					Inpatient MH/SA o...	1 in 60 mins	3	364	100.0	0.7	1.8	
			05402	3	Routine Office Ba...	1 in 30 mins	0	3	100.0	0.0	0.0	
					Outpatient Mental...	1 in 30 mins	0	3	100.0	0.9	0.9	
			05405	41	Inpatient Mental H...	1 in 60 mins	0	3	100.0	1.2	2.1	
					Intensive Outpatient	1 in 60 mins	0	3	100.0	0.9	0.9	
			05408	30	Partial Hospitalizat...	1 in 60 mins	0	3	100.0	0.9	0.9	
					Inpatient MH/SA o...	1 in 60 mins	0	3	100.0	0.1	1.2	
			Charlotte	05405	41	Routine Office Ba...	1 in 30 mins	14	41	100.0	0.6	0.6
						Outpatient Mental...	1 in 30 mins	0	41	100.0	0.9	0.9
				05408	30	Inpatient Mental H...	1 in 60 mins	0	41	100.0	0.6	3.2
						Intensive Outpatient	1 in 60 mins	0	41	100.0	0.9	0.9
		05445		5	Partial Hospitalizat...	1 in 60 mins	0	41	100.0	0.9	0.9	
					Inpatient MH/SA o...	1 in 60 mins	0	41	100.0	0.6	1.7	
		05439		7	Inpatient MH/SA o...	1 in 60 mins	0	41	100.0	0.6	1.7	
					Routine Office Ba...	1 in 30 mins	5	30	100.0	0.5	0.5	
		05446		33	Outpatient Mental...	1 in 30 mins	0	30	100.0	6.8	6.8	
					Inpatient Mental H...	1 in 60 mins	0	30	100.0	7.0	7.3	
		05452		38	Intensive Outpatient	1 in 60 mins	0	30	100.0	6.8	6.8	
					Partial Hospitalizat...	1 in 60 mins	0	30	100.0	6.8	6.8	
		Essex Junction	05445	5	Inpatient MH/SA o...	1 in 60 mins	0	30	100.0	6.1	7.0	
					Routine Office Ba...	1 in 30 mins	1	5	100.0	1.7	3.7	
		Colchester	05439	7	Outpatient Mental...	1 in 30 mins	0	5	100.0	10.4	11.4	
					Inpatient Mental H...	1 in 60 mins	0	5	100.0	14.0	16.4	
		05446	33	Intensive Outpatient	1 in 60 mins	0	5	100.0	10.4	11.4		
				Partial Hospitalizat...	1 in 60 mins	0	5	100.0	10.4	11.4		
		05439	7	Inpatient MH/SA o...	1 in 60 mins	0	5	100.0	10.4	14.0		
				Routine Office Ba...	1 in 30 mins	0	7	100.0	0.4	0.4		
		05446	33	Outpatient Mental...	1 in 30 mins	0	7	100.0	0.5	3.6		
				Inpatient Mental H...	1 in 60 mins	0	7	100.0	5.1	8.0		
05446	33	Intensive Outpatient	1 in 60 mins	0	7	100.0	0.5	3.6				
		Partial Hospitalizat...	1 in 60 mins	0	7	100.0	5.4	5.4				
05446	33	Inpatient MH/SA o...	1 in 60 mins	0	7	100.0	5.1	6.0				
		Routine Office Ba...	1 in 30 mins	36	33	100.0	0.5	0.5				
05446	33	Outpatient Mental...	1 in 30 mins	0	33	100.0	5.4	5.4				
		Inpatient Mental H...	1 in 60 mins	0	33	100.0	5.6	6.8				
05446	33	Intensive Outpatient	1 in 60 mins	0	33	100.0	5.4	5.4				
		Partial Hospitalizat...	1 in 60 mins	0	33	100.0	5.4	5.4				
05446	33	Inpatient MH/SA o...	1 in 60 mins	0	33	100.0	5.0	5.6				
		Routine Office Ba...	1 in 30 mins	64	38	100.0	0.4	0.6				
05452	38	Outpatient Mental...	1 in 30 mins	1	38	100.0	2.1	4.5				

Access Detail for All Employees With Access

June 2022
 Created for...
 Cigna Payer Solutions Vermont PPO

All Employees											
State Name	County	City	Zip Code	Employee	Provider		Counts	With Access		Average Time	
				#	Group	Standard	#	#	%	1	2
Vermont	Chittenden	Essex Junction	05452	38	Inpatient Mental H...	1 in 60 mins	0	38	100.0	6.1	8.8
					Intensive Outpatient	1 in 60 mins	1	38	100.0	2.1	4.5
					Partial Hospitalizat...	1 in 60 mins	0	38	100.0	6.3	6.3
					Inpatient MH/SA o...	1 in 60 mins	0	38	100.0	6.1	6.9
					Routine Office Ba...	1 in 30 mins	4	7	100.0	1.4	2.1
					Outpatient Mental...	1 in 30 mins	0	7	100.0	14.2	14.8
		Hinesburg	05461	7	Inpatient Mental H...	1 in 60 mins	0	7	100.0	17.7	17.8
					Intensive Outpatient	1 in 60 mins	0	7	100.0	14.2	14.8
					Partial Hospitalizat...	1 in 60 mins	0	7	100.0	14.2	17.7
					Inpatient MH/SA o...	1 in 60 mins	0	7	100.0	17.7	17.8
					Routine Office Ba...	1 in 30 mins	1	1	100.0	1.7	7.6
					Outpatient Mental...	1 in 30 mins	0	1	100.0	21.9	22.1
	Huntington	05462	1	Inpatient Mental H...	1 in 60 mins	0	1	100.0	25.8	26.2	
				Intensive Outpatient	1 in 60 mins	0	1	100.0	21.9	22.1	
				Partial Hospitalizat...	1 in 60 mins	0	1	100.0	21.9	25.3	
				Inpatient MH/SA o...	1 in 60 mins	0	1	100.0	25.3	25.8	
				Routine Office Ba...	1 in 30 mins	3	4	100.0	1.6	2.2	
				Outpatient Mental...	1 in 30 mins	0	4	100.0	10.3	12.2	
	Jericho	05465	4	Inpatient Mental H...	1 in 60 mins	0	4	100.0	13.8	15.7	
				Intensive Outpatient	1 in 60 mins	0	4	100.0	10.3	12.2	
				Partial Hospitalizat...	1 in 60 mins	0	4	100.0	14.1	14.1	
				Inpatient MH/SA o...	1 in 60 mins	0	4	100.0	13.8	14.7	
				Routine Office Ba...	1 in 30 mins	12	6	100.0	1.3	1.3	
				Outpatient Mental...	1 in 30 mins	0	6	100.0	10.9	12.7	
	Milton	05468	6	Inpatient Mental H...	1 in 60 mins	0	6	100.0	16.8	19.3	
				Intensive Outpatient	1 in 60 mins	0	6	100.0	10.9	14.2	
				Partial Hospitalizat...	1 in 60 mins	0	6	100.0	17.0	17.0	
				Inpatient MH/SA o...	1 in 60 mins	0	6	100.0	16.8	17.6	
				Routine Office Ba...	1 in 30 mins	9	10	100.0	2.5	2.5	
				Outpatient Mental...	1 in 30 mins	0	10	100.0	15.9	17.1	
Richmond	05477	10	Inpatient Mental H...	1 in 60 mins	0	10	100.0	19.4	19.9		
			Intensive Outpatient	1 in 60 mins	0	10	100.0	15.9	17.1		
			Partial Hospitalizat...	1 in 60 mins	0	10	100.0	15.9	19.4		
			Inpatient MH/SA o...	1 in 60 mins	0	10	100.0	19.4	19.9		
			Routine Office Ba...	1 in 30 mins	30	15	100.0	0.1	0.1		
			Outpatient Mental...	1 in 30 mins	0	15	100.0	4.4	5.8		
Shelburne	05482	15	Inpatient Mental H...	1 in 60 mins	0	15	100.0	6.8	9.6		
			Intensive Outpatient	1 in 60 mins	0	15	100.0	4.4	5.8		
			Partial Hospitalizat...	1 in 60 mins	0	15	100.0	4.4	6.8		
			Inpatient MH/SA o...	1 in 60 mins	0	15	100.0	6.8	8.7		
			Routine Office Ba...	1 in 30 mins	0	15	100.0	0.1	0.1		
			Outpatient Mental...	1 in 30 mins	0	15	100.0	4.4	5.8		

Access Detail for All Employees With Access

June 2022

Created for...
Cigna Payer Solutions Vermont PPO

- Access Analysis
- VT State Access
- Distance Method
- Estimated Driving Distance
- Employee / Provider Groups
- All Employees
- Routine Office Based Mental Health and Substance Abuse Services
- Outpatient Mental Health/Substance Abuse Services
- Inpatient Mental Health
- Intensive Outpatient
- Partial Hospitalization
- Inpatient MH/SA or Residential MH/SA

All Employees													
State Name	County	City	Zip Code	Employee	Provider		Counts	With Access		Average Time			
				#	Group	Standard	#	#	%	1	2		
Vermont	Chittenden	South Burling...	05403	88	Routine Office Ba...	1 in 30 mins	158	88	100.0	0.3	0.6		
					Outpatient Mental...	1 in 30 mins	2	88	100.0	1.6	1.7		
					Inpatient Mental H...	1 in 60 mins	0	88	100.0	2.2	3.3		
					Intensive Outpatient	1 in 60 mins	2	88	100.0	1.6	1.7		
					Partial Hospitalizat...	1 in 60 mins	1	88	100.0	1.7	2.4		
		Underhill	05489	1	Routine Office Ba...	1 in 30 mins	2	1	100.0	4.3	4.3		
					Outpatient Mental...	1 in 30 mins	0	1	100.0	12.9	18.1		
					Inpatient Mental H...	1 in 60 mins	0	1	100.0	19.4	22.0		
					Intensive Outpatient	1 in 60 mins	0	1	100.0	12.9	18.1		
					Partial Hospitalizat...	1 in 60 mins	0	1	100.0	19.6	19.6		
		Westford	05494	1	Routine Office Ba...	1 in 30 mins	1	1	100.0	1.6	4.0		
					Outpatient Mental...	1 in 30 mins	0	1	100.0	14.2	16.3		
					Inpatient Mental H...	1 in 60 mins	0	1	100.0	21.1	23.7		
					Intensive Outpatient	1 in 60 mins	0	1	100.0	14.2	16.3		
					Partial Hospitalizat...	1 in 60 mins	0	1	100.0	21.4	21.4		
	Williston	05495	16	Routine Office Ba...	1 in 30 mins	42	16	100.0	0.3	0.3			
				Outpatient Mental...	1 in 30 mins	0	16	100.0	6.3	6.9			
				Inpatient Mental H...	1 in 60 mins	0	16	100.0	8.1	8.5			
				Intensive Outpatient	1 in 60 mins	0	16	100.0	6.3	6.9			
				Partial Hospitalizat...	1 in 60 mins	0	16	100.0	7.9	8.1			
				Inpatient MH/SA o...	1 in 60 mins	0	16	100.0	8.1	8.5			
				Winooski	05404	62	Routine Office Ba...	1 in 30 mins	22	62	100.0	0.4	0.4
							Outpatient Mental...	1 in 30 mins	0	62	100.0	2.5	2.5
							Inpatient Mental H...	1 in 60 mins	0	62	100.0	2.0	5.9
							Intensive Outpatient	1 in 60 mins	0	62	100.0	2.5	2.5
	Partial Hospitalizat...	1 in 60 mins	0				62	100.0	2.5	2.5			
	Franklin	East Fairfield	05448	1	Routine Office Ba...	1 in 30 mins	0	1	100.0	6.9	7.0		
					Outpatient Mental...	1 in 30 mins	0	1	100.0	14.6	15.0		
					Inpatient Mental H...	1 in 60 mins	0	1	100.0	36.8	39.2		
					Intensive Outpatient	1 in 60 mins	0	1	100.0	14.6	28.6		
Partial Hospitalizat...					1 in 60 mins	0	1	100.0	37.0	37.0			
Enosburg Falls		05450	1	Routine Office Ba...	1 in 30 mins	5	1	100.0	0.7	0.7			
				Outpatient Mental...	1 in 30 mins	0	1	100.0	20.5	21.9			
				Inpatient Mental H...	1 in 60 mins	0	1	100.0	33.8	51.2			
				Intensive Outpatient	1 in 60 mins	0	1	100.0	20.5	33.8			

Access Detail for All Employees With Access

June 2022

Created for...
Cigna Payer Solutions Vermont PPO

- Access Analysis
- VT State Access
- Distance Method
- Estimated Driving Distance
- Employee / Provider Groups
- All Employees
- Routine Office Based Mental Health and Substance Abuse Services
- Outpatient Mental Health/Substance Abuse Services
- Inpatient Mental Health
- Intensive Outpatient
- Partial Hospitalization
- Inpatient MH/SA or Residential MH/SA

All Employees													
State Name	County	City	Zip Code	Employee	Provider		Counts	With Access		Average Time			
				#	Group	Standard	#	#	%	1	2		
Vermont	Franklin	Enosburg Falls	05450	1	Partial Hospitalizat...	1 in 60 mins	0	1	100.0	33.8	51.4		
					Inpatient MH/SA o...	1 in 60 mins	0	1	100.0	33.8	51.2		
				Fairfax	05454	3	Routine Office Ba...	1 in 30 mins	10	3	100.0	2.5	4.6
							Outpatient Mental...	1 in 30 mins	0	3	100.0	10.4	11.0
							Inpatient Mental H...	1 in 60 mins	0	3	100.0	26.2	28.8
							Intensive Outpatient	1 in 60 mins	0	3	100.0	10.4	19.0
			Partial Hospitalizat...			1 in 60 mins	0	3	100.0	26.5	26.5		
			Inpatient MH/SA o...			1 in 60 mins	0	3	100.0	26.2	27.1		
		Franklin	05457	1	Routine Office Ba...	1 in 30 mins	0	1	100.0	10.9	11.1		
					Outpatient Mental...	1 in 30 mins	0	1	100.0	20.6	22.1		
					Inpatient Mental H...	1 in 60 mins	0	1	100.0	40.3	50.0		
					Intensive Outpatient	1 in 60 mins	0	1	100.0	20.6	40.3		
	Partial Hospitalizat...				1 in 60 mins	0	1	100.0	40.3	50.2			
	Inpatient MH/SA o...				1 in 60 mins	0	1	100.0	40.3	50.0			
	Highgate Ce...				05459	2	Routine Office Ba...	1 in 30 mins	0	2	100.0	6.8	6.8
							Outpatient Mental...	1 in 30 mins	0	2	100.0	12.3	13.8
							Inpatient Mental H...	1 in 60 mins	0	2	100.0	42.8	45.0
							Intensive Outpatient	1 in 60 mins	0	2	100.0	12.3	35.3
	Richford	05476	2	Partial Hospitalizat...	1 in 60 mins	0	2	100.0	42.9	42.9			
				Inpatient MH/SA o...	1 in 60 mins	0	2	100.0	42.8	43.3			
				Routine Office Ba...	1 in 30 mins	6	2	100.0	1.8	1.8			
				Outpatient Mental...	1 in 30 mins	0	2	100.0	25.6	27.1			
				Inpatient Mental H...	1 in 60 mins	0	2	100.0	27.1	58.9			
				Intensive Outpatient	1 in 60 mins	0	2	100.0	27.1	30.8			
	Saint Albans	05478	11	Partial Hospitalizat...	1 in 60 mins	0	2	100.0	27.1	63.0			
				Inpatient MH/SA o...	1 in 60 mins	0	2	100.0	27.1	58.9			
				Routine Office Ba...	1 in 30 mins	126	11	100.0	0.1	0.3			
				Outpatient Mental...	1 in 30 mins	2	11	100.0	0.9	1.5			
Inpatient Mental H...				1 in 60 mins	0	11	100.0	30.4	32.7				
Intensive Outpatient				1 in 60 mins	1	11	100.0	1.5	24.0				
Partial Hospitalizat...				1 in 60 mins	0	11	100.0	30.6	30.6				
Inpatient MH/SA o...				1 in 60 mins	0	11	100.0	30.4	31.0				
Swanton	05488	1	Routine Office Ba...	1 in 30 mins	6	1	100.0	0.1	0.1				
			Outpatient Mental...	1 in 30 mins	0	1	100.0	10.1	10.6				
			Inpatient Mental H...	1 in 60 mins	0	1	100.0	37.6	39.7				
			Intensive Outpatient	1 in 60 mins	0	1	100.0	10.6	31.6				
			Partial Hospitalizat...	1 in 60 mins	0	1	100.0	37.8	37.8				
			Inpatient MH/SA o...	1 in 60 mins	0	1	100.0	37.6	38.0				
			Grand Isle	Grand Isle	05458	3	Routine Office Ba...	1 in 30 mins	0	3	100.0	5.2	5.5
							Outpatient Mental...	1 in 30 mins	0	3	100.0	15.9	17.4

Access Detail for All Employees With Access

June 2022

Created for...
Cigna Payer Solutions Vermont PPO

Access Analysis
VT State Access

Distance Method
Estimated Driving Distance

Employee / Provider Groups
All Employees
Routine Office Based Mental Health and Substance Abuse Services
Outpatient Mental Health/Substance Abuse Services
Inpatient Mental Health
Intensive Outpatient
Partial Hospitalization
Inpatient MH/SA or Residential MH/SA

All Employees													
State Name	County	City	Zip Code	Employee	Provider		Counts	With Access		Average Time			
				#	Group	Standard	#	#	%	1	2		
Vermont	Grand Isle	Grand Isle	05458	3	Inpatient Mental H...	1 in 60 mins	0	3	100.0	23.7	24.0		
					Intensive Outpatient	1 in 60 mins	0	3	100.0	17.4	23.1		
					Partial Hospitalizat...	1 in 60 mins	0	3	100.0	23.5	23.5		
		Isle la Motte	05463	1	Inpatient MH/SA o...	1 in 60 mins	0	3	100.0	22.9	23.7		
					Routine Office Ba...	1 in 30 mins	1	1	100.0	3.6	9.3		
					Outpatient Mental...	1 in 30 mins	0	1	100.0	18.9	19.4		
	North Hero	05474	1	Inpatient Mental H...	1 in 60 mins	0	1	100.0	37.8	38.2			
				Intensive Outpatient	1 in 60 mins	0	1	100.0	19.4	35.4			
				Partial Hospitalizat...	1 in 60 mins	0	1	100.0	37.5	37.5			
				Inpatient MH/SA o...	1 in 60 mins	0	1	100.0	37.2	37.8			
				Routine Office Ba...	1 in 30 mins	0	1	100.0	4.9	10.5			
				Outpatient Mental...	1 in 30 mins	0	1	100.0	11.8	12.4			
				Inpatient Mental H...	1 in 60 mins	0	1	100.0	30.8	31.6			
				Intensive Outpatient	1 in 60 mins	0	1	100.0	12.4	29.0			
				Partial Hospitalizat...	1 in 60 mins	0	1	100.0	30.7	30.7			
				Inpatient MH/SA o...	1 in 60 mins	0	1	100.0	30.3	30.8			
				South Hero	05486	2	Routine Office Ba...	1 in 30 mins	3	2	100.0	0.3	0.8
							Outpatient Mental...	1 in 30 mins	0	2	100.0	18.6	18.6
	Inpatient Mental H...	1 in 60 mins	0				2	100.0	18.8	18.9			
	Intensive Outpatient	1 in 60 mins	0				2	100.0	18.6	18.6			
	Partial Hospitalizat...	1 in 60 mins	0				2	100.0	18.6	18.6			
	Inpatient MH/SA o...	1 in 60 mins	0				2	100.0	18.0	18.8			
	Lamoille	Hyde Park	05655	2	Routine Office Ba...	1 in 30 mins	35	2	100.0	0.6	3.0		
					Outpatient Mental...	1 in 30 mins	0	2	100.0	27.6	30.7		
					Inpatient Mental H...	1 in 60 mins	0	2	100.0	30.5	41.5		
					Intensive Outpatient	1 in 60 mins	0	2	100.0	27.6	30.7		
					Partial Hospitalizat...	1 in 60 mins	0	2	100.0	41.5	42.0		
					Inpatient MH/SA o...	1 in 60 mins	0	2	100.0	30.5	41.5		
		Johnson	05656	2	Routine Office Ba...	1 in 30 mins	6	2	100.0	0.4	0.4		
					Inpatient Mental H...	1 in 60 mins	0	2	100.0	34.0	38.8		
Intensive Outpatient					1 in 60 mins	0	2	100.0	30.9	30.9			
Partial Hospitalizat...					1 in 60 mins	0	2	100.0	39.1	39.1			
Inpatient MH/SA o...					1 in 60 mins	0	2	100.0	34.0	38.8			
Morrisville					05661	2	Routine Office Ba...	1 in 30 mins	127	2	100.0	0.5	0.7
	Outpatient Mental...	1 in 30 mins	0	2			100.0	22.9	26.2				
	Inpatient Mental H...	1 in 60 mins	0	2			100.0	25.9	37.3				
	Intensive Outpatient	1 in 60 mins	0	2			100.0	22.9	26.2				
	Partial Hospitalizat...	1 in 60 mins	0	2			100.0	37.6	37.6				
	Inpatient MH/SA o...	1 in 60 mins	0	2			100.0	25.9	37.3				
Stowe	05672	4	4	Routine Office Ba...	1 in 30 mins	44	4	100.0	0.0	0.0			

Access Detail for All Employees With Access

June 2022

Created for...
Cigna Payer Solutions Vermont PPO

- Access Analysis
- VT State Access
- Distance Method
- Estimated Driving Distance
- Employee / Provider Groups
- All Employees
- Routine Office Based Mental Health and Substance Abuse Services
- Outpatient Mental Health/Substance Abuse Services
- Inpatient Mental Health
- Intensive Outpatient
- Partial Hospitalization
- Inpatient MH/SA or Residential MH/SA

All Employees												
State Name	County	City	Zip Code	Employee	Provider		Counts	With Access		Average Time		
				#	Group	Standard	#	#	%	1	2	
Vermont	Lamoille	Stowe	05672	4	Outpatient Mental...	1 in 30 mins	0	4	100.0	22.1	23.6	
					Inpatient Mental H...	1 in 60 mins	0	4	100.0	25.0	29.1	
					Intensive Outpatient	1 in 60 mins	0	4	100.0	22.1	23.6	
					Partial Hospitalizat...	1 in 60 mins	0	4	100.0	29.5	29.5	
		Orange	Brookfield	05036	1	Routine Office Ba...	1 in 30 mins	1	1	100.0	4.9	8.2
						Outpatient Mental...	1 in 30 mins	0	1	100.0	11.3	14.6
						Inpatient Mental H...	1 in 60 mins	0	1	100.0	15.6	38.4
						Intensive Outpatient	1 in 60 mins	0	1	100.0	11.3	15.6
	Chelsea		05038	1	Routine Office Ba...	1 in 30 mins	0	1	100.0	6.1	12.3	
					Outpatient Mental...	1 in 30 mins	0	1	100.0	15.1	16.9	
					Inpatient Mental H...	1 in 60 mins	0	1	100.0	21.6	29.1	
					Intensive Outpatient	1 in 60 mins	0	1	100.0	15.1	16.9	
		Corinth	05039	2	Routine Office Ba...	1 in 30 mins	0	2	100.0	6.0	6.0	
					Outpatient Mental...	1 in 30 mins	0	2	100.0	5.3	13.2	
					Inpatient Mental H...	1 in 60 mins	0	2	100.0	27.6	29.5	
					Intensive Outpatient	1 in 60 mins	0	2	100.0	5.3	13.2	
	Fairlee		05045	1	Partial Hospitalizat...	1 in 60 mins	0	2	100.0	5.3	29.5	
					Inpatient MH/SA o...	1 in 60 mins	0	2	100.0	5.3	27.6	
					Routine Office Ba...	1 in 30 mins	0	1	100.0	7.5	7.6	
					Outpatient Mental...	1 in 30 mins	0	1	100.0	8.1	10.1	
		Randolph	05060	1	Inpatient Mental H...	1 in 60 mins	0	1	100.0	24.8	24.8	
					Intensive Outpatient	1 in 60 mins	0	1	100.0	8.1	10.1	
					Partial Hospitalizat...	1 in 60 mins	0	1	100.0	10.1	24.8	
					Inpatient MH/SA o...	1 in 60 mins	0	1	100.0	10.1	24.8	
Randolph Ce...	05061		2	Routine Office Ba...	1 in 30 mins	45	1	100.0	1.9	1.9		
				Outpatient Mental...	1 in 30 mins	1	1	100.0	2.1	23.3		
				Inpatient Mental H...	1 in 60 mins	0	1	100.0	24.2	38.1		
				Intensive Outpatient	1 in 60 mins	1	1	100.0	2.1	24.2		
				Partial Hospitalizat...	1 in 60 mins	0	1	100.0	29.2	37.6		
				Inpatient MH/SA o...	1 in 60 mins	0	1	100.0	24.2	29.2		
				Routine Office Ba...	1 in 30 mins	0	2	100.0	2.8	2.8		
				Outpatient Mental...	1 in 30 mins	0	2	100.0	5.1	21.1		
					Inpatient Mental H...	1 in 60 mins	0	2	100.0	22.1	32.8	
					Intensive Outpatient	1 in 60 mins	0	2	100.0	5.1	22.0	
					Partial Hospitalizat...	1 in 60 mins	0	2	100.0	26.0	32.8	

Access Detail for All Employees With Access

June 2022

Created for...
Cigna Payer Solutions Vermont PPO

- Access Analysis
- VT State Access
- Distance Method
- Estimated Driving Distance
- Employee / Provider Groups
- All Employees
 - Routine Office Based Mental Health and Substance Abuse Services
 - Outpatient Mental Health/Substance Abuse Services
 - Inpatient Mental Health
 - Intensive Outpatient
 - Partial Hospitalization
 - Inpatient MH/SA or Residential MH/SA

All Employees													
State Name	County	City	Zip Code	Employee	Provider		Counts	With Access		Average Time			
				#	Group	Standard	#	#	%	1	2		
Vermont	Orange	Randolph Ce...	05061	2	Inpatient MH/SA o...	1 in 60 mins	0	2	100.0	22.1	26.0		
			05075	1	Routine Office Ba...	1 in 30 mins	0	1	100.0	5.0	5.2		
				Thetford Center			Outpatient Mental...	1 in 30 mins	0	1	100.0	14.1	15.4
							Inpatient Mental H...	1 in 60 mins	0	1	100.0	15.4	15.4
							Intensive Outpatient	1 in 60 mins	0	1	100.0	14.1	15.4
							Partial Hospitalizat...	1 in 60 mins	0	1	100.0	15.4	15.4
							Inpatient MH/SA o...	1 in 60 mins	0	1	100.0	15.4	15.4
				Washington	05675	1	Routine Office Ba...	1 in 30 mins	0	1	100.0	6.9	8.4
			Outpatient Mental...				1 in 30 mins	0	1	100.0	12.1	13.0	
			Inpatient Mental H...				1 in 60 mins	0	1	100.0	16.0	35.6	
			Intensive Outpatient				1 in 60 mins	0	1	100.0	12.1	15.7	
							Partial Hospitalizat...	1 in 60 mins	0	1	100.0	16.6	35.6
			Williamstown	05679	4	Inpatient MH/SA o...	1 in 60 mins	0	1	100.0	16.0	16.6	
		Routine Office Ba...				1 in 30 mins	2	4	100.0	1.4	1.4		
		Outpatient Mental...				1 in 30 mins	0	4	100.0	7.2	7.9		
		Inpatient Mental H...				1 in 60 mins	0	4	100.0	8.7	40.9		
		Intensive Outpatient				1 in 60 mins	0	4	100.0	7.2	8.2		
		Partial Hospitalizat...				1 in 60 mins	0	4	100.0	23.2	40.2		
		Inpatient MH/SA o...				1 in 60 mins	0	4	100.0	8.7	23.2		
		Routine Office Ba...				1 in 30 mins	1	1	100.0	1.0	5.8		
		Orleans	Barton	05822	1	Outpatient Mental...	1 in 30 mins	0	1	100.0	14.4	16.2	
						Inpatient Mental H...	1 in 60 mins	0	1	100.0	14.4	52.2	
						Intensive Outpatient	1 in 60 mins	0	1	100.0	14.4	17.1	
						Partial Hospitalizat...	1 in 60 mins	0	1	100.0	14.4	55.3	
						Inpatient MH/SA o...	1 in 60 mins	0	1	100.0	14.4	52.2	
						Routine Office Ba...	1 in 30 mins	1	2	100.0	1.3	1.3	
						Inpatient Mental H...	1 in 60 mins	0	2	100.0	30.1	36.1	
						Intensive Outpatient	1 in 60 mins	0	2	100.0	30.1	34.3	
					Partial Hospitalizat...	1 in 60 mins	0	2	100.0	30.1	49.4		
					Inpatient MH/SA o...	1 in 60 mins	0	2	100.0	30.1	36.1		
		Craftsbury C...	05827	19	Routine Office Ba...	1 in 30 mins	11	19	100.0	1.5	1.6		
	Outpatient Mental...				1 in 30 mins	0	19	100.0	27.7	27.7			
	Inpatient Mental H...				1 in 60 mins	0	19	100.0	27.7	38.5			
	Intensive Outpatient				1 in 60 mins	0	19	100.0	27.7	32.8			
	Partial Hospitalizat...				1 in 60 mins	0	19	100.0	27.7	50.8			
	Inpatient MH/SA o...				1 in 60 mins	0	19	100.0	27.7	38.5			
	Routine Office Ba...				1 in 30 mins	0	1	100.0	4.4	6.8			
	Outpatient Mental...				1 in 30 mins	0	1	100.0	16.4	16.5			
					Inpatient Mental H...	1 in 60 mins	0	1	100.0	16.4	48.7		
		Irasburg	05845	1	Intensive Outpatient	1 in 60 mins	0	1	100.0	16.4	21.9		

Access Detail for All Employees With Access

June 2022

Created for...
Cigna Payer Solutions Vermont PPO

- Access Analysis
- VT State Access
- Distance Method
- Estimated Driving Distance
- Employee / Provider Groups
- All Employees
- Routine Office Based Mental Health and Substance Abuse Services
- Outpatient Mental Health/Substance Abuse Services
- Inpatient Mental Health
- Intensive Outpatient
- Partial Hospitalization
- Inpatient MH/SA or Residential MH/SA

All Employees														
State Name	County	City	Zip Code	Employee	Provider		Counts	With Access		Average Time				
				#	Group	Standard	#	#	%	1	2			
Vermont	Orleans	Irasburg	05845	1	Partial Hospitalizat...	1 in 60 mins	0	1	100.0	16.4	58.6			
					Inpatient MH/SA o...	1 in 60 mins	0	1	100.0	16.4	48.7			
		Newport	05855	1	Routine Office Ba...	1 in 30 mins	33	1	100.0	0.4	0.4			
					Outpatient Mental...	1 in 30 mins	2	1	100.0	0.9	1.3			
					Inpatient Mental H...	1 in 60 mins	1	1	100.0	1.3	61.7			
					Intensive Outpatient	1 in 60 mins	1	1	100.0	1.3	5.7			
					Partial Hospitalizat...	1 in 60 mins	1	1	100.0	1.3	69.8			
					Inpatient MH/SA o...	1 in 60 mins	1	1	100.0	1.3	61.7			
					West Charles...	05872	1	Routine Office Ba...	1 in 30 mins	1	1	100.0	4.3	6.3
								Outpatient Mental...	1 in 30 mins	0	1	100.0	8.2	11.0
	Rutland	Brandon	05733	1	Routine Office Ba...	1 in 30 mins	24	1	100.0	0.7	0.7			
					Outpatient Mental...	1 in 30 mins	0	1	100.0	20.0	20.2			
					Inpatient Mental H...	1 in 60 mins	0	1	100.0	20.0	47.1			
					Intensive Outpatient	1 in 60 mins	0	1	100.0	20.0	20.2			
					Partial Hospitalizat...	1 in 60 mins	0	1	100.0	20.0	20.6			
					Inpatient MH/SA o...	1 in 60 mins	0	1	100.0	20.0	29.3			
					Castleton	05735	1	Routine Office Ba...	1 in 30 mins	1	1	100.0	1.0	1.0
								Outpatient Mental...	1 in 30 mins	0	1	100.0	11.5	11.7
								Inpatient Mental H...	1 in 60 mins	0	1	100.0	11.5	48.6
					Chittenden	05737	1	Intensive Outpatient	1 in 60 mins	0	1	100.0	11.5	11.7
		Partial Hospitalizat...	1 in 60 mins	0				1	100.0	11.5	12.2			
		Inpatient MH/SA o...	1 in 60 mins	0				1	100.0	11.5	21.9			
		Routine Office Ba...	1 in 30 mins	0				1	100.0	6.1	6.1			
		Outpatient Mental...	1 in 30 mins	0				1	100.0	9.0	9.2			
		Inpatient Mental H...	1 in 60 mins	0				1	100.0	9.7	35.5			
		Proctor	05765	1	Intensive Outpatient	1 in 60 mins	0	1	100.0	9.0	9.2			
					Partial Hospitalizat...	1 in 60 mins	0	1	100.0	9.0	9.7			
					Inpatient MH/SA o...	1 in 60 mins	0	1	100.0	9.7	19.0			
					Routine Office Ba...	1 in 30 mins	1	1	100.0	1.4	4.1			
	Outpatient Mental...				1 in 30 mins	0	1	100.0	4.9	5.1				
Inpatient Mental H...	1 in 60 mins				0	1	100.0	4.9	39.7					
Intensive Outpatient	1 in 60 mins				0	1	100.0	4.9	5.1					
Partial Hospitalizat...	1 in 60 mins				0	1	100.0	4.9	5.4					
Inpatient MH/SA o...	1 in 60 mins				0	1	100.0	4.9	14.9					
Rutland	05701	5	Routine Office Ba...	1 in 30 mins	137	5	100.0	0.5	0.7					
			Outpatient Mental...	1 in 30 mins	4	5	100.0	1.5	1.7					

Access Detail for All Employees With Access

June 2022

Created for...
Cigna Payer Solutions Vermont PPO

Access Analysis
VT State Access

Distance Method
Estimated Driving Distance

Employee / Provider Groups
All Employees
Routine Office Based Mental Health and Substance Abuse Services
Outpatient Mental Health/Substance Abuse Services
Inpatient Mental Health
Intensive Outpatient
Partial Hospitalization
Inpatient MH/SA or Residential MH/SA

All Employees													
State Name	County	City	Zip Code	Employee	Provider		Counts	With Access		Average Time			
				#	Group	Standard	#	#	%	1	2		
Vermont	Rutland	Rutland	05701	5	Inpatient Mental H...	1 in 60 mins	1	5	100.0	2.2	36.1		
					Intensive Outpatient	1 in 60 mins	4	5	100.0	1.5	1.7		
					Partial Hospitalizat...	1 in 60 mins	2	5	100.0	1.5	2.2		
					Inpatient MH/SA o...	1 in 60 mins	1	5	100.0	2.2	12.0		
					Wallingford	05773	Routine Office Ba...	1 in 30 mins	0	1	100.0	10.3	10.3
					Outpatient Mental...		1 in 30 mins	0	1	100.0	10.6	10.9	
		Inpatient Mental H...	1 in 60 mins	0	1		100.0	11.0	43.2				
		Intensive Outpatient	1 in 60 mins	0	1		100.0	10.6	10.9				
		Partial Hospitalizat...	1 in 60 mins	0	1		100.0	11.0	11.0				
		Inpatient MH/SA o...	1 in 60 mins	1	1		100.0	0.3	11.0				
		West Rutland	05777	Routine Office Ba...	1 in 30 mins	0	1	100.0	6.2	6.2			
		Outpatient Mental...		1 in 30 mins	0	1	100.0	6.4	6.4				
	Inpatient Mental H...	1 in 60 mins		0	1	100.0	6.4	41.8					
	Intensive Outpatient	1 in 60 mins		0	1	100.0	6.4	6.4					
	Partial Hospitalizat...	1 in 60 mins		0	1	100.0	6.4	7.0					
	Inpatient MH/SA o...	1 in 60 mins		0	1	100.0	6.4	11.3					
	Washington	Barre	05641	8	Routine Office Ba...	1 in 30 mins	92	8	100.0	0.2	0.4		
	Outpatient Mental...				1 in 30 mins	3	8	100.0	1.2	2.4			
	Inpatient Mental H...				1 in 60 mins	0	8	100.0	5.3	44.5			
	Intensive Outpatient				1 in 60 mins	2	8	100.0	1.2	4.9			
	Partial Hospitalizat...				1 in 60 mins	0	8	100.0	27.0	42.0			
	Inpatient MH/SA o...				1 in 60 mins	0	8	100.0	5.3	27.0			
	East Calais				05650	Routine Office Ba...	1 in 30 mins	1	1	100.0	2.0	2.9	
	Outpatient Mental...					1 in 30 mins	0	1	100.0	14.6	15.4		
Inpatient Mental H...	1 in 60 mins					0	1	100.0	17.1	46.9			
Intensive Outpatient	1 in 60 mins					0	1	100.0	15.4	16.0			
Partial Hospitalizat...	1 in 60 mins					0	1	100.0	36.2	45.9			
Inpatient MH/SA o...	1 in 60 mins					0	1	100.0	17.1	36.2			
East Montpelier	05651	Routine Office Ba...	1 in 30 mins	2	1	2	100.0	2.9	3.8				
Outpatient Mental...		1 in 30 mins	0	2	100.0	4.3	4.9						
Inpatient Mental H...		1 in 60 mins	0	2	100.0	6.9	48.8						
Intensive Outpatient		1 in 60 mins	0	2	100.0	4.9	5.8						
Partial Hospitalizat...		1 in 60 mins	0	2	100.0	31.2	43.7						
Inpatient MH/SA o...		1 in 60 mins	0	2	100.0	6.9	31.2						
Marshfield	05658	Routine Office Ba...	1 in 30 mins	1	0	1	100.0	8.2	8.9				
Outpatient Mental...		1 in 30 mins	0	1	100.0	18.2	18.4						
Inpatient Mental H...		1 in 60 mins	0	1	100.0	20.6	46.8						
Intensive Outpatient		1 in 60 mins	0	1	100.0	18.4	19.6						
Partial Hospitalizat...		1 in 60 mins	0	1	100.0	29.3	46.8						
Inpatient MH/SA o...		1 in 60 mins	0	1	100.0	20.6	29.3						

Access Detail for All Employees With Access

June 2022

Created for...
Cigna Payer Solutions Vermont PPO

- Access Analysis
- VT State Access
- Distance Method
- Estimated Driving Distance
- Employee / Provider Groups
- All Employees
 - Routine Office Based Mental Health and Substance Abuse Services
 - Outpatient Mental Health/Substance Abuse Services
 - Inpatient Mental Health
 - Intensive Outpatient
 - Partial Hospitalization
 - Inpatient MH/SA or Residential MH/SA

All Employees														
State Name	County	City	Zip Code	Employee	Provider		Counts	With Access		Average Time				
				#	Group	Standard	#	#	%	1	2			
Vermont	Washington	Montpelier	05602	11	Routine Office Ba...	1 in 30 mins	173	11	100.0	2.3	2.6			
					Outpatient Mental...	1 in 30 mins	2	11	100.0	3.4	4.3			
					Inpatient Mental H...	1 in 60 mins	1	11	100.0	3.7	47.8			
					Intensive Outpatient	1 in 60 mins	1	11	100.0	3.4	4.3			
					Partial Hospitalizat...	1 in 60 mins	0	11	100.0	34.4	37.4			
					Inpatient MH/SA o...	1 in 60 mins	1	11	100.0	3.7	34.6			
					Moretown	05660	3	Routine Office Ba...	1 in 30 mins	0	3	100.0	5.3	5.3
								Outpatient Mental...	1 in 30 mins	0	3	100.0	13.1	15.0
								Inpatient Mental H...	1 in 60 mins	0	3	100.0	14.6	38.5
								Intensive Outpatient	1 in 60 mins	0	3	100.0	13.1	15.0
								Partial Hospitalizat...	1 in 60 mins	0	3	100.0	27.0	34.8
		Inpatient MH/SA o...	1 in 60 mins	0				3	100.0	14.6	27.0			
		Northfield	05663	99				Routine Office Ba...	1 in 30 mins	4	99	100.0	1.0	1.0
								Outpatient Mental...	1 in 30 mins	0	99	100.0	9.4	10.5
								Inpatient Mental H...	1 in 60 mins	0	99	100.0	10.5	48.3
					Intensive Outpatient	1 in 60 mins	0	99	100.0	10.5	11.3			
					Partial Hospitalizat...	1 in 60 mins	0	99	100.0	30.8	33.0			
					Inpatient MH/SA o...	1 in 60 mins	0	99	100.0	10.5	30.8			
					Northfield Falls	05664	2	Routine Office Ba...	1 in 30 mins	0	2	100.0	1.9	1.9
								Outpatient Mental...	1 in 30 mins	0	2	100.0	7.2	8.4
								Inpatient Mental H...	1 in 60 mins	0	2	100.0	8.2	48.7
		Intensive Outpatient	1 in 60 mins	0				2	100.0	8.4	9.1			
		Partial Hospitalizat...	1 in 60 mins	0				2	100.0	31.7	33.3			
		Inpatient MH/SA o...	1 in 60 mins	0				2	100.0	8.2	31.7			
		Waitsfield	05673	5				Routine Office Ba...	1 in 30 mins	6	5	100.0	1.0	1.0
								Outpatient Mental...	1 in 30 mins	0	5	100.0	15.2	16.1
								Inpatient Mental H...	1 in 60 mins	0	5	100.0	16.0	42.2
					Intensive Outpatient	1 in 60 mins	0	5	100.0	16.1	17.6			
					Partial Hospitalizat...	1 in 60 mins	0	5	100.0	23.5	38.5			
					Inpatient MH/SA o...	1 in 60 mins	0	5	100.0	16.0	23.5			
Warren	05674				2	Routine Office Ba...	1 in 30 mins	0	2	100.0	3.4	4.1		
						Outpatient Mental...	1 in 30 mins	0	2	100.0	20.8	21.9		
						Inpatient Mental H...	1 in 60 mins	0	2	100.0	21.9	40.9		
		Intensive Outpatient	1 in 60 mins	0		2	100.0	21.9	22.5					
		Partial Hospitalizat...	1 in 60 mins	0		2	100.0	24.2	37.7					
		Inpatient MH/SA o...	1 in 60 mins	0		2	100.0	21.9	24.2					
		Waterbury	05676	7		Routine Office Ba...	1 in 30 mins	16	7	100.0	1.0	1.0		
						Outpatient Mental...	1 in 30 mins	0	7	100.0	15.0	18.9		
						Inpatient Mental H...	1 in 60 mins	0	7	100.0	18.5	33.8		
Intensive Outpatient	1 in 60 mins				0	7	100.0	15.0	18.9					

Access Detail for All Employees With Access

June 2022

Created for...
Cigna Payer Solutions Vermont PPO

- Access Analysis
- VT State Access
- Distance Method
- Estimated Driving Distance
- Employee / Provider Groups
- All Employees
- Routine Office Based Mental Health and Substance Abuse Services
- Outpatient Mental Health/Substance Abuse Services
- Inpatient Mental Health
- Intensive Outpatient
- Partial Hospitalization
- Inpatient MH/SA or Residential MH/SA

All Employees														
State Name	County	City	Zip Code	Employee	Provider		Counts	With Access		Average Time				
				#	Group	Standard	#	#	%	1	2			
Vermont	Washington	Waterbury	05676	7	Partial Hospitalizat...	1 in 60 mins	0	7	100.0	30.4	33.8			
					Inpatient MH/SA o...	1 in 60 mins	0	7	100.0	18.5	33.8			
		Worcester	05682	1	Routine Office Ba...	1 in 30 mins	1	1	100.0	1.5	3.8			
					Outpatient Mental...	1 in 30 mins	0	1	100.0	10.4	13.0			
		Windham	Brattleboro	05301	6	Inpatient Mental H...	1 in 60 mins	0	1	100.0	12.8	41.1		
						Intensive Outpatient	1 in 60 mins	0	1	100.0	10.4	13.0		
						Partial Hospitalizat...	1 in 60 mins	0	1	100.0	39.8	41.4		
						Inpatient MH/SA o...	1 in 60 mins	0	1	100.0	12.8	41.1		
						Routine Office Ba...	1 in 30 mins	192	6	100.0	1.0	1.5		
						Outpatient Mental...	1 in 30 mins	4	6	100.0	4.2	5.4		
						Inpatient Mental H...	1 in 60 mins	2	6	100.0	4.2	5.9		
						Intensive Outpatient	1 in 60 mins	4	6	100.0	4.2	5.4		
						Partial Hospitalizat...	1 in 60 mins	3	6	100.0	4.2	5.9		
						Inpatient MH/SA o...	1 in 60 mins	6	6	100.0	4.2	5.4		
	Jamaica					05343	1	Routine Office Ba...	1 in 30 mins	1	1	100.0	1.0	10.8
								Outpatient Mental...	1 in 30 mins	0	1	100.0	20.1	27.8
		Inpatient Mental H...	1 in 60 mins	0	1			100.0	20.1	28.9				
		Intensive Outpatient	1 in 60 mins	0	1			100.0	20.1	27.8				
		Partial Hospitalizat...	1 in 60 mins	0	1			100.0	27.8	28.9				
		Inpatient MH/SA o...	1 in 60 mins	0	1			100.0	20.1	28.5				
	Londonderry	05148	1	Routine Office Ba...	1 in 30 mins	3	1	100.0	3.9	3.9				
				Outpatient Mental...	1 in 30 mins	0	1	100.0	21.8	24.3				
				Inpatient Mental H...	1 in 60 mins	0	1	100.0	24.3	34.8				
				Intensive Outpatient	1 in 60 mins	0	1	100.0	21.8	24.3				
				Partial Hospitalizat...	1 in 60 mins	0	1	100.0	34.3	34.6				
				Inpatient MH/SA o...	1 in 60 mins	0	1	100.0	24.3	26.1				
	Putney	05346	6	Routine Office Ba...	1 in 30 mins	4	6	100.0	0.8	4.5				
				Outpatient Mental...	1 in 30 mins	0	6	100.0	11.0	12.9				
				Inpatient Mental H...	1 in 60 mins	0	6	100.0	11.0	14.6				
				Intensive Outpatient	1 in 60 mins	0	6	100.0	11.0	12.9				
Partial Hospitalizat...				1 in 60 mins	0	6	100.0	12.9	14.6					
Inpatient MH/SA o...				1 in 60 mins	0	6	100.0	11.0	14.6					
Saxtons River	05154	1	Routine Office Ba...	1 in 30 mins	2	1	100.0	1.0	1.5					
			Outpatient Mental...	1 in 30 mins	0	1	100.0	6.1	14.1					
			Inpatient Mental H...	1 in 60 mins	0	1	100.0	6.1	22.3					
			Intensive Outpatient	1 in 60 mins	0	1	100.0	6.1	14.1					
			Partial Hospitalizat...	1 in 60 mins	0	1	100.0	20.6	22.3					
			Inpatient MH/SA o...	1 in 60 mins	0	1	100.0	6.1	22.2					
Vernon	05354	1	Routine Office Ba...	1 in 30 mins	0	1	100.0	6.3	6.3					
			Outpatient Mental...	1 in 30 mins	0	1	100.0	8.0	9.8					

Access Detail for All Employees With Access

June 2022
 Created for...
 Cigna Payer Solutions Vermont PPO

Access Analysis
 VT State Access
 Distance Method
 Estimated Driving Distance
 Employee / Provider Groups
 All Employees
 Routine Office Based Mental Health and Substance Abuse Services
 Outpatient Mental Health/Substance Abuse Services
 Inpatient Mental Health
 Intensive Outpatient
 Partial Hospitalization
 Inpatient MH/SA or Residential MH/SA

All Employees														
State Name	County	City	Zip Code	Employee	Provider		Counts	With Access		Average Time				
				#	Group	Standard	#	#	%	1	2			
Vermont	Windham	Vernon	05354	1	Inpatient Mental H...	1 in 60 mins	0	1	100.0	8.0	9.8			
					Intensive Outpatient	1 in 60 mins	0	1	100.0	8.0	9.8			
					Partial Hospitalizat...	1 in 60 mins	0	1	100.0	8.0	9.8			
					Inpatient MH/SA o...	1 in 60 mins	0	1	100.0	8.0	9.8			
					West Dover	05356	1	Routine Office Ba...	1 in 30 mins	3	1	100.0	0.5	2.4
								Outpatient Mental...	1 in 30 mins	0	1	100.0	20.8	21.2
		Inpatient Mental H...	1 in 60 mins	0				1	100.0	21.2	22.0			
		Intensive Outpatient	1 in 60 mins	0				1	100.0	20.8	21.2			
		Partial Hospitalizat...	1 in 60 mins	0				1	100.0	20.8	21.2			
		Inpatient MH/SA o...	1 in 60 mins	0				1	100.0	21.2	21.7			
		Windsor	Chester	05143	1	Routine Office Ba...	1 in 30 mins	7	1	100.0	1.0	1.0		
						Outpatient Mental...	1 in 30 mins	0	1	100.0	9.9	19.2		
	Inpatient Mental H...					1 in 60 mins	0	1	100.0	19.2	31.8			
	Intensive Outpatient					1 in 60 mins	0	1	100.0	9.9	19.2			
	Partial Hospitalizat...					1 in 60 mins	0	1	100.0	30.3	31.8			
	Inpatient MH/SA o...					1 in 60 mins	0	1	100.0	19.2	31.6			
	Hartland		05048	1	Routine Office Ba...	1 in 30 mins	0	1	100.0	4.5	6.1			
					Outpatient Mental...	1 in 30 mins	0	1	100.0	11.7	11.7			
					Inpatient Mental H...	1 in 60 mins	0	1	100.0	11.7	11.7			
					Intensive Outpatient	1 in 60 mins	0	1	100.0	11.7	11.7			
					Partial Hospitalizat...	1 in 60 mins	0	1	100.0	11.7	11.7			
					Inpatient MH/SA o...	1 in 60 mins	0	1	100.0	11.7	11.7			
	Quechee	05059	3	Routine Office Ba...	1 in 30 mins	1	3	100.0	0.6	3.8				
				Outpatient Mental...	1 in 30 mins	0	3	100.0	5.7	5.7				
				Inpatient Mental H...	1 in 60 mins	0	3	100.0	5.7	5.7				
				Intensive Outpatient	1 in 60 mins	0	3	100.0	5.7	5.7				
				Partial Hospitalizat...	1 in 60 mins	0	3	100.0	5.7	5.7				
				Inpatient MH/SA o...	1 in 60 mins	0	3	100.0	5.7	5.7				
		South Royalton	05068	2	Routine Office Ba...	1 in 30 mins	6	2	100.0	2.7	2.7			
					Outpatient Mental...	1 in 30 mins	0	2	100.0	17.6	20.4			
Inpatient Mental H...					1 in 60 mins	0	2	100.0	20.4	20.4				
Intensive Outpatient					1 in 60 mins	0	2	100.0	17.6	20.4				
Partial Hospitalizat...					1 in 60 mins	0	2	100.0	20.4	20.4				
Inpatient MH/SA o...					1 in 60 mins	0	2	100.0	20.4	20.4				
White River J...	05001	3	Routine Office Ba...	1 in 30 mins	27	3	100.0	0.6	0.6					
			Outpatient Mental...	1 in 30 mins	1	3	100.0	2.4	2.4					
			Inpatient Mental H...	1 in 60 mins	1	3	100.0	2.4	2.4					
			Intensive Outpatient	1 in 60 mins	1	3	100.0	2.4	2.4					
			Partial Hospitalizat...	1 in 60 mins	1	3	100.0	2.4	2.4					
			Inpatient MH/SA o...	1 in 60 mins	1	3	100.0	2.4	2.4					

Access Detail for All Employees With Access

June 2022

Created for...
Cigna Payer Solutions Vermont PPO

Access Analysis
VT State Access

Distance Method
Estimated Driving Distance

Employee / Provider Groups
All Employees
Routine Office Based Mental Health and Substance Abuse Services
Outpatient Mental Health/Substance Abuse Services
Inpatient Mental Health
Intensive Outpatient
Partial Hospitalization
Inpatient MH/SA or Residential MH/SA

All Employees																
State Name	County	City	Zip Code	Employee	Provider		Counts	With Access		Average Time						
				#	Group	Standard	#	#	%	1	2					
Vermont	Windsor	Windsor	05089	4	Routine Office Ba...	1 in 30 mins	12	4	100.0	1.5	1.5					
					Outpatient Mental...	1 in 30 mins	0	4	100.0	15.9	17.0					
					Inpatient Mental H...	1 in 60 mins	0	4	100.0	17.0	17.0					
					Intensive Outpatient	1 in 60 mins	0	4	100.0	15.9	17.0					
					Partial Hospitalizat...	1 in 60 mins	0	4	100.0	17.0	17.0					
					Inpatient MH/SA o...	1 in 60 mins	0	4	100.0	17.0	17.0					
	Woodstock	Woodstock	05091	2	Routine Office Ba...	1 in 30 mins	7	2	100.0	1.4	1.4					
					Outpatient Mental...	1 in 30 mins	0	2	100.0	12.9	12.9					
					Inpatient Mental H...	1 in 60 mins	0	2	100.0	12.9	12.9					
					Intensive Outpatient	1 in 60 mins	0	2	100.0	12.9	12.9					
					Partial Hospitalizat...	1 in 60 mins	0	2	100.0	12.9	12.9					
					Inpatient MH/SA o...	1 in 60 mins	0	2	100.0	12.9	12.9					
					Grand Totals				1,095	Routine Office Ba...	1 in 30 mins	2,291	1,095	100.0	1.3	1.6
									1,083	Outpatient Mental...	1 in 30 mins	31	1,083	100.0	5.6	7.2
				1,160	Inpatient Mental H...	1 in 60 mins	9	1,160	100.0	10.7	18.2					
				1,165	Intensive Outpatient	1 in 60 mins	26	1,165	100.0	8.4	11.3					
				1,162	Partial Hospitalizat...	1 in 60 mins	13	1,162	100.0	12.3	15.7					
				1,164	Inpatient MH/SA o...	1 in 60 mins	16	1,164	100.0	9.4	15.2					

Access Detail for All Employees Without Access

June 2022

Created for...
Cigna Payer Solutions Vermont PPO

- Access Analysis
- VT State Access
- Distance Method
- Estimated Driving Distance
- Employee / Provider Groups
- All Employees
- Routine Office Based Mental Health and Substance Abuse Services
- Outpatient Mental Health/Substance Abuse Services
- Inpatient Mental Health
- Intensive Outpatient
- Partial Hospitalization
- Inpatient MH/SA or Residential MH/SA

All Employees											
State Name	County	City	Zip Code	Employee	Provider		Counts	Without Access		Average Time	
				#	Group	Standard	#	#	%	1	2
Alabama	Baldwin	Fairhope	36532	1	Routine Office Ba...	1 in 30 mins	0	1	100.0	1,361.4	1,361.4
					Outpatient Mental...	1 in 30 mins	0	1	100.0	1,362.4	1,390.0
					Inpatient Mental...	1 in 60 mins	0	1	100.0	1,362.4	1,390.0
					Intensive Outpatient	1 in 60 mins	0	1	100.0	1,362.4	1,390.0
					Partial Hospitaliza...	1 in 60 mins	0	1	100.0	1,362.4	1,390.0
					Inpatient MH/SA...	1 in 60 mins	0	1	100.0	1,362.4	1,390.0
	Elmore	Millbrook	36054	1	Routine Office Ba...	1 in 30 mins	0	1	100.0	1,170.7	1,170.7
					Outpatient Mental...	1 in 30 mins	0	1	100.0	1,171.6	1,199.3
					Inpatient Mental...	1 in 60 mins	0	1	100.0	1,171.6	1,199.3
					Intensive Outpatient	1 in 60 mins	0	1	100.0	1,171.6	1,199.3
					Partial Hospitaliza...	1 in 60 mins	0	1	100.0	1,171.6	1,199.3
					Inpatient MH/SA...	1 in 60 mins	0	1	100.0	1,171.6	1,199.3
	Jefferson	Leeds	35094	1	Routine Office Ba...	1 in 30 mins	0	1	100.0	1,118.8	1,118.8
					Outpatient Mental...	1 in 30 mins	0	1	100.0	1,119.7	1,148.7
					Inpatient Mental...	1 in 60 mins	0	1	100.0	1,119.7	1,148.7
					Intensive Outpatient	1 in 60 mins	0	1	100.0	1,119.7	1,148.7
					Partial Hospitaliza...	1 in 60 mins	0	1	100.0	1,119.7	1,148.7
					Inpatient MH/SA...	1 in 60 mins	0	1	100.0	1,119.7	1,148.7
	Lee	Auburn	36832	1	Routine Office Ba...	1 in 30 mins	0	1	100.0	1,125.4	1,125.4
					Outpatient Mental...	1 in 30 mins	0	1	100.0	1,126.3	1,153.2
					Inpatient Mental...	1 in 60 mins	0	1	100.0	1,126.3	1,153.2
					Intensive Outpatient	1 in 60 mins	0	1	100.0	1,126.3	1,153.2
					Partial Hospitaliza...	1 in 60 mins	0	1	100.0	1,126.3	1,153.2
					Inpatient MH/SA...	1 in 60 mins	0	1	100.0	1,126.3	1,153.2
Madison	Huntsville	35810	1	Routine Office Ba...	1 in 30 mins	0	1	100.0	1,158.3	1,158.3	
				Outpatient Mental...	1 in 30 mins	0	1	100.0	1,159.3	1,192.5	
				Inpatient Mental...	1 in 60 mins	0	1	100.0	1,159.3	1,192.5	
				Intensive Outpatient	1 in 60 mins	0	1	100.0	1,159.3	1,192.5	
				Partial Hospitaliza...	1 in 60 mins	0	1	100.0	1,159.3	1,192.5	
				Inpatient MH/SA...	1 in 60 mins	0	1	100.0	1,159.3	1,192.5	
Morgan	Falkville	35622	1	Routine Office Ba...	1 in 30 mins	0	1	100.0	1,091.1	1,091.1	
				Outpatient Mental...	1 in 30 mins	0	1	100.0	1,092.0	1,122.1	
				Inpatient Mental...	1 in 60 mins	0	1	100.0	1,092.0	1,122.1	
				Intensive Outpatient	1 in 60 mins	0	1	100.0	1,092.0	1,122.1	
				Partial Hospitaliza...	1 in 60 mins	0	1	100.0	1,092.0	1,122.1	
				Inpatient MH/SA...	1 in 60 mins	0	1	100.0	1,092.0	1,122.1	
Shelby	Alabaster	35007	1	Routine Office Ba...	1 in 30 mins	0	1	100.0	1,150.2	1,150.2	
				Outpatient Mental...	1 in 30 mins	0	1	100.0	1,151.1	1,180.0	
				Inpatient Mental...	1 in 60 mins	0	1	100.0	1,151.1	1,180.0	
				Intensive Outpatient	1 in 60 mins	0	1	100.0	1,151.1	1,180.0	

Access Detail for All Employees Without Access

June 2022

Created for...
Cigna Payer Solutions Vermont PPO

- Access Analysis
- VT State Access
- Distance Method
- Estimated Driving Distance
- Employee / Provider Groups
- All Employees
- Routine Office Based Mental Health and Substance Abuse Services
- Outpatient Mental Health/Substance Abuse Services
- Inpatient Mental Health
- Intensive Outpatient
- Partial Hospitalization
- Inpatient MH/SA or Residential MH/SA

All Employees												
State Name	County	City	Zip Code	Employee	Provider		Counts	Without Access		Average Time		
				#	Group	Standard	#	#	%	1	2	
Alabama	Shelby	Alabaster	35007	1	Partial Hospitaliza...	1 in 60 mins	0	1	100.0	1,151.1	1,180.0	
					Inpatient MH/SA...	1 in 60 mins	0	1	100.0	1,151.1	1,180.0	
		Birmingham	35242	1	Routine Office Ba...	1 in 30 mins	0	1	100.0	1,132.1	1,132.1	
					Outpatient Mental...	1 in 30 mins	0	1	100.0	1,133.0	1,161.9	
					Inpatient Mental...	1 in 60 mins	0	1	100.0	1,133.0	1,161.9	
		Calera	35040	1	Intensive Outpatient	1 in 60 mins	0	1	100.0	1,133.0	1,161.9	
					Partial Hospitaliza...	1 in 60 mins	0	1	100.0	1,133.0	1,161.9	
	Inpatient MH/SA...				1 in 60 mins	0	1	100.0	1,133.0	1,161.9		
	Routine Office Ba...				1 in 30 mins	0	1	100.0	1,153.2	1,153.2		
	Alaska	Bethel	Bethel	99559	1	Outpatient Mental...	1 in 30 mins	0	1	100.0	1,154.0	1,182.8
						Inpatient Mental...	1 in 60 mins	0	1	100.0	1,154.0	1,182.8
						Intensive Outpatient	1 in 60 mins	0	1	100.0	1,154.0	1,182.8
						Partial Hospitaliza...	1 in 60 mins	0	1	100.0	1,154.0	1,182.8
						Inpatient MH/SA...	1 in 60 mins	0	1	100.0	1,154.0	1,182.8
Routine Office Ba...						1 in 30 mins	0	1	100.0	3,551.7	3,551.7	
Outpatient Mental...						1 in 30 mins	0	1	100.0	3,563.8	3,564.4	
Fairbanks North Star		North Pole	99705	1	Inpatient Mental...	1 in 60 mins	0	1	100.0	3,592.4	3,598.2	
					Intensive Outpatient	1 in 60 mins	0	1	100.0	3,564.4	3,570.3	
					Partial Hospitaliza...	1 in 60 mins	0	1	100.0	3,575.3	3,592.4	
Matanuska-Susitna	Wasilla	99654	2	Inpatient MH/SA...	1 in 60 mins	0	1	100.0	3,575.3	3,592.4		
				Routine Office Ba...	1 in 30 mins	0	1	100.0	2,876.1	2,876.1		
				Outpatient Mental...	1 in 30 mins	0	1	100.0	2,889.3	2,889.6		
				Inpatient Mental...	1 in 60 mins	0	1	100.0	2,909.1	2,928.1		
				Intensive Outpatient	1 in 60 mins	0	1	100.0	2,889.6	2,900.4		
				Partial Hospitaliza...	1 in 60 mins	0	1	100.0	2,909.1	2,911.2		
				Inpatient MH/SA...	1 in 60 mins	0	1	100.0	2,909.1	2,911.2		
	Southeast Fairbanks	Fort Greely	99731	1	Routine Office Ba...	1 in 30 mins	0	2	100.0	3,073.4	3,073.4	
					Outpatient Mental...	1 in 30 mins	0	2	100.0	3,086.1	3,086.6	
					Inpatient Mental...	1 in 60 mins	0	2	100.0	3,112.1	3,122.8	
Arizona	Maricopa	Buckeye	85326	1	Intensive Outpatient	1 in 60 mins	0	2	100.0	3,086.6	3,094.3	
					Partial Hospitaliza...	1 in 60 mins	0	2	100.0	3,101.5	3,112.1	
					Inpatient MH/SA...	1 in 60 mins	0	2	100.0	3,101.5	3,112.1	
					Routine Office Ba...	1 in 30 mins	0	1	100.0	2,858.0	2,858.0	
					Outpatient Mental...	1 in 30 mins	0	1	100.0	2,871.1	2,871.3	
					Inpatient Mental...	1 in 60 mins	0	1	100.0	2,892.2	2,909.7	
					Intensive Outpatient	1 in 60 mins	0	1	100.0	2,871.3	2,881.7	
Outpatient Mental...	1 in 30 mins	0	1	100.0	2,891.8	2,892.2	1	100.0	2,891.8	2,892.2		
											Routine Office Ba...	1 in 30 mins
Outpatient Mental...	1 in 30 mins	0	1	100.0	2,636.6	2,662.3						

Access Detail for All Employees Without Access

June 2022

Created for...
Cigna Payer Solutions Vermont PPO

Access Analysis
VT State Access

Distance Method
Estimated Driving Distance

Employee / Provider Groups
All Employees
Routine Office Based Mental Health and Substance Abuse Services
Outpatient Mental Health/Substance Abuse Services
Inpatient Mental Health
Intensive Outpatient
Partial Hospitalization
Inpatient MH/SA or Residential MH/SA

All Employees												
State Name	County	City	Zip Code	Employee	Provider		Counts	Without Access		Average Time		
				#	Group	Standard	#	#	%	1	2	
Arizona	Maricopa	Buckeye	85326	1	Inpatient Mental...	1 in 60 mins	0	1	100.0	2,636.6	2,665.6	
					Intensive Outpatient	1 in 60 mins	0	1	100.0	2,636.6	2,662.3	
					Partial Hospitaliza...	1 in 60 mins	0	1	100.0	2,636.6	2,662.3	
					Inpatient MH/SA...	1 in 60 mins	0	1	100.0	2,636.6	2,662.3	
					Routine Office Ba...	1 in 30 mins	0	1	100.0	3,360.0	3,360.1	
					Outpatient Mental...	1 in 30 mins	0	1	100.0	3,362.4	3,396.5	
			Chandler	85224		Inpatient Mental...	1 in 60 mins	0	1	100.0	3,362.4	3,400.5
					Intensive Outpatient	1 in 60 mins	0	1	100.0	3,362.4	3,396.5	
					Partial Hospitaliza...	1 in 60 mins	0	1	100.0	3,362.4	3,396.5	
					Inpatient MH/SA...	1 in 60 mins	0	1	100.0	3,362.4	3,396.5	
					Routine Office Ba...	1 in 30 mins	0	1	100.0	2,855.6	2,855.7	
					Outpatient Mental...	1 in 30 mins	0	1	100.0	2,857.6	2,886.9	
		Phoenix	85040		Inpatient Mental...	1 in 60 mins	0	1	100.0	2,857.6	2,890.2	
				Intensive Outpatient	1 in 60 mins	0	1	100.0	2,857.6	2,886.9		
				Partial Hospitaliza...	1 in 60 mins	0	1	100.0	2,857.6	2,886.9		
				Inpatient MH/SA...	1 in 60 mins	0	1	100.0	2,857.6	2,886.9		
				Routine Office Ba...	1 in 30 mins	0	1	100.0	2,861.7	2,861.8		
				Outpatient Mental...	1 in 30 mins	0	1	100.0	2,863.8	2,892.6		
		Tempe	85282		Inpatient Mental...	1 in 60 mins	0	1	100.0	2,863.8	2,895.9	
				Intensive Outpatient	1 in 60 mins	0	1	100.0	2,863.8	2,892.6		
				Partial Hospitaliza...	1 in 60 mins	0	1	100.0	2,863.8	2,892.6		
				Inpatient MH/SA...	1 in 60 mins	0	1	100.0	2,863.8	2,892.6		
				Routine Office Ba...	1 in 30 mins	0	2	100.0	3,360.0	3,360.1		
				Outpatient Mental...	1 in 30 mins	0	2	100.0	3,362.4	3,396.2		
	Pima	Tucson	85737		Inpatient Mental...	1 in 60 mins	0	2	100.0	3,362.4	3,400.3	
				Intensive Outpatient	1 in 60 mins	0	2	100.0	3,362.4	3,396.2		
				Partial Hospitaliza...	1 in 60 mins	0	2	100.0	3,362.4	3,396.2		
				Inpatient MH/SA...	1 in 60 mins	0	2	100.0	3,362.4	3,396.2		
				Routine Office Ba...	1 in 30 mins	0	1	100.0	2,844.9	2,845.0		
				Outpatient Mental...	1 in 30 mins	0	1	100.0	2,846.8	2,879.0		
	Yavapai	Prescott	86303		Inpatient Mental...	1 in 60 mins	0	1	100.0	2,846.8	2,880.9	
				Intensive Outpatient	1 in 60 mins	0	1	100.0	2,846.8	2,879.0		
				Partial Hospitaliza...	1 in 60 mins	0	1	100.0	2,846.8	2,879.0		
				Inpatient MH/SA...	1 in 60 mins	0	1	100.0	2,846.8	2,877.7		
				Routine Office Ba...	1 in 30 mins	0	1	100.0	2,573.1	2,573.2		
				Outpatient Mental...	1 in 30 mins	0	1	100.0	2,575.0	2,598.2		
					Inpatient Mental...	1 in 60 mins	0	1	100.0	2,575.0	2,602.5	
					Intensive Outpatient	1 in 60 mins	0	1	100.0	2,575.0	2,598.2	
					Partial Hospitaliza...	1 in 60 mins	0	1	100.0	2,575.0	2,598.2	
					Inpatient MH/SA...	1 in 60 mins	0	1	100.0	2,575.0	2,598.2	

Access Detail for All Employees Without Access

June 2022

Created for...
Cigna Payer Solutions Vermont PPO

- Access Analysis
- VT State Access
- Distance Method
- Estimated Driving Distance
- Employee / Provider Groups
- All Employees
- Routine Office Based Mental Health and Substance Abuse Services
- Outpatient Mental Health/Substance Abuse Services
- Inpatient Mental Health
- Intensive Outpatient
- Partial Hospitalization
- Inpatient MH/SA or Residential MH/SA

All Employees																
State Name	County	City	Zip Code	Employee	Provider		Counts	Without Access		Average Time						
				#	Group	Standard	#	#	%	1	2					
Arkansas	Faulkner	Conway	72034	1	Routine Office Ba...	1 in 30 mins	0	1	100.0	1,355.2	1,355.3					
					Outpatient Mental...	1 in 30 mins	0	1	100.0	1,356.2	1,390.3					
					Inpatient Mental...	1 in 60 mins	0	1	100.0	1,356.2	1,390.3					
					Intensive Outpatient	1 in 60 mins	0	1	100.0	1,356.2	1,390.3					
					Partial Hospitaliza...	1 in 60 mins	0	1	100.0	1,356.2	1,390.3					
					Inpatient MH/SA...	1 in 60 mins	0	1	100.0	1,356.2	1,389.2					
					Garland	Hot Springs...	71901	1	Routine Office Ba...	1 in 30 mins	0	1	100.0	1,414.5	1,414.8	
									Outpatient Mental...	1 in 30 mins	0	1	100.0	1,415.5	1,449.6	
									Inpatient Mental...	1 in 60 mins	0	1	100.0	1,415.5	1,449.6	
									Intensive Outpatient	1 in 60 mins	0	1	100.0	1,415.5	1,449.6	
	Partial Hospitaliza...	1 in 60 mins	0	1					100.0	1,415.5	1,449.6					
	Inpatient MH/SA...	1 in 60 mins	0	1					100.0	1,415.5	1,449.0					
	Hot Spring	Malvern	72104	1					Routine Office Ba...	1 in 30 mins	0	1	100.0	1,408.9	1,409.0	
									Outpatient Mental...	1 in 30 mins	0	1	100.0	1,409.7	1,443.7	
									Inpatient Mental...	1 in 60 mins	0	1	100.0	1,409.7	1,443.7	
									Intensive Outpatient	1 in 60 mins	0	1	100.0	1,409.7	1,443.7	
					Partial Hospitaliza...	1 in 60 mins	0	1	100.0	1,409.7	1,443.7					
					Inpatient MH/SA...	1 in 60 mins	0	1	100.0	1,409.7	1,443.7					
					California	Alameda	Alameda	94501	1	Routine Office Ba...	1 in 30 mins	0	1	100.0	3,899.8	3,899.8
										Outpatient Mental...	1 in 30 mins	0	1	100.0	3,902.8	3,917.3
Inpatient Mental...										1 in 60 mins	0	1	100.0	3,902.8	3,929.5	
Intensive Outpatient										1 in 60 mins	0	1	100.0	3,902.8	3,917.3	
Partial Hospitaliza...	1 in 60 mins	0	1	100.0						3,902.8	3,917.3					
Berkeley	94705	1	Routine Office Ba...	1 in 30 mins			0	1	100.0	3,893.2	3,893.3					
			Outpatient Mental...	1 in 30 mins			0	1	100.0	3,896.3	3,910.5					
			Inpatient Mental...	1 in 60 mins			0	1	100.0	3,896.3	3,922.8					
			Intensive Outpatient	1 in 60 mins			0	1	100.0	3,896.3	3,910.5					
			Partial Hospitaliza...	1 in 60 mins			0	1	100.0	3,896.3	3,910.5					
Oakland	94602	1	Routine Office Ba...	1 in 30 mins	0	1	100.0	3,893.7	3,893.7							
			Outpatient Mental...	1 in 30 mins	0	1	100.0	3,896.7	3,911.1							
			Inpatient Mental...	1 in 60 mins	0	1	100.0	3,896.7	3,923.4							
			Intensive Outpatient	1 in 60 mins	0	1	100.0	3,896.7	3,911.1							

Access Detail for All Employees Without Access

June 2022

Created for...
Cigna Payer Solutions Vermont PPO

- Access Analysis
- VT State Access
- Distance Method
- Estimated Driving Distance
- Employee / Provider Groups
- All Employees
- Routine Office Based Mental Health and Substance Abuse Services
- Outpatient Mental Health/Substance Abuse Services
- Inpatient Mental Health
- Intensive Outpatient
- Partial Hospitalization
- Inpatient MH/SA or Residential MH/SA

All Employees														
State Name	County	City	Zip Code	Employee	Provider		Counts	Without Access		Average Time				
				#	Group	Standard	#	#	%	1	2			
California	Alameda	Oakland	94602	1	Partial Hospitaliza...	1 in 60 mins	0	1	100.0	3,896.7	3,911.1			
					Inpatient MH/SA...	1 in 60 mins	0	1	100.0	3,896.7	3,911.1			
			94605	1	Routine Office Ba...	1 in 30 mins	0	1	100.0	3,892.6	3,892.8			
					Outpatient Mental...	1 in 30 mins	0	1	100.0	3,895.6	3,910.1			
				Inpatient Mental...	1 in 60 mins	0	1	100.0	3,895.6	3,922.4				
				Intensive Outpatient	1 in 60 mins	0	1	100.0	3,895.6	3,910.1				
				Partial Hospitaliza...	1 in 60 mins	0	1	100.0	3,895.6	3,910.1				
		94611	5	Routine Office Ba...	1 in 30 mins	0	5	100.0	3,892.2	3,892.2				
				Outpatient Mental...	1 in 30 mins	0	5	100.0	3,895.2	3,909.5				
				Inpatient Mental...	1 in 60 mins	0	5	100.0	3,895.2	3,921.7				
				Intensive Outpatient	1 in 60 mins	0	5	100.0	3,895.2	3,909.5				
				Partial Hospitaliza...	1 in 60 mins	0	5	100.0	3,895.2	3,909.5				
				Inpatient MH/SA...	1 in 60 mins	0	5	100.0	3,895.2	3,909.5				
				Inpatient MH/SA...	1 in 60 mins	0	5	100.0	3,895.2	3,909.5				
	Butte	Chico	95926	2	Routine Office Ba...	1 in 30 mins	0	2	100.0	3,742.3	3,742.4			
						Outpatient Mental...	1 in 30 mins	0	2	100.0	3,745.5	3,754.1		
					Inpatient Mental...	1 in 60 mins	0	2	100.0	3,745.5	3,768.5			
					Intensive Outpatient	1 in 60 mins	0	2	100.0	3,745.5	3,754.1			
					Partial Hospitaliza...	1 in 60 mins	0	2	100.0	3,745.5	3,754.1			
					Inpatient MH/SA...	1 in 60 mins	0	2	100.0	3,745.5	3,754.1			
				Contra Costa	Lafayette	94549	1	Routine Office Ba...	1 in 30 mins	0	1	100.0	3,298.3	3,298.4
									Outpatient Mental...	1 in 30 mins	0	1	100.0	3,300.8
								Inpatient Mental...	1 in 60 mins	0	1	100.0	3,300.8	3,323.4
								Intensive Outpatient	1 in 60 mins	0	1	100.0	3,300.8	3,312.9
								Partial Hospitaliza...	1 in 60 mins	0	1	100.0	3,300.8	3,312.9
								Inpatient MH/SA...	1 in 60 mins	0	1	100.0	3,300.8	3,312.9
								Inpatient MH/SA...	1 in 60 mins	0	1	100.0	3,005.5	3,016.4
				Orinda	94563	1	Routine Office Ba...	1 in 30 mins	0	1	100.0	3,003.1	3,003.2	
	Outpatient Mental...	1 in 30 mins	0				1	100.0	3,005.5	3,016.4				
	Inpatient Mental...	1 in 60 mins	0			1	100.0	3,005.5	3,025.9					
	Intensive Outpatient	1 in 60 mins	0			1	100.0	3,005.5	3,016.4					
	Partial Hospitaliza...	1 in 60 mins	0			1	100.0	3,005.5	3,016.4					
	Inpatient MH/SA...	1 in 60 mins	0			1	100.0	3,005.5	3,016.4					
	Inpatient MH/SA...	1 in 60 mins	0			1	100.0	3,005.5	3,016.4					
Richmond	94804	1	Routine Office Ba...	1 in 30 mins	0	1	100.0	3,895.7	3,895.9					
				Outpatient Mental...	1 in 30 mins	0	1	100.0	3,898.8	3,912.8				

Access Detail for All Employees Without Access

June 2022

Created for...
Cigna Payer Solutions Vermont PPO

Access Analysis
VT State Access

Distance Method
Estimated Driving Distance

Employee / Provider Groups
All Employees
Routine Office Based Mental Health and Substance Abuse Services
Outpatient Mental Health/Substance Abuse Services
Inpatient Mental Health
Intensive Outpatient
Partial Hospitalization
Inpatient MH/SA or Residential MH/SA

All Employees												
State Name	County	City	Zip Code	Employee	Provider		Counts	Without Access		Average Time		
				#	Group	Standard	#	#	%	1	2	
California	Contra Costa	Richmond	94804	1	Inpatient Mental...	1 in 60 mins	0	1	100.0	3,898.8	3,925.1	
					Intensive Outpatient	1 in 60 mins	0	1	100.0	3,898.8	3,912.8	
					Partial Hospitaliza...	1 in 60 mins	0	1	100.0	3,898.8	3,912.8	
					Inpatient MH/SA...	1 in 60 mins	0	1	100.0	3,898.8	3,912.8	
					Routine Office Ba...	1 in 30 mins	0	1	100.0	3,292.5	3,292.6	
					Outpatient Mental...	1 in 30 mins	0	1	100.0	3,295.2	3,307.5	
		San Ramon	94582		Inpatient Mental...	1 in 60 mins	0	1	100.0	3,295.2	3,317.8	
				Intensive Outpatient	1 in 60 mins	0	1	100.0	3,295.2	3,307.5		
				Partial Hospitaliza...	1 in 60 mins	0	1	100.0	3,295.2	3,307.5		
				Inpatient MH/SA...	1 in 60 mins	0	1	100.0	3,295.2	3,307.5		
				Routine Office Ba...	1 in 30 mins	0	1	100.0	3,806.5	3,806.6		
				Outpatient Mental...	1 in 30 mins	0	1	100.0	3,809.3	3,832.2		
		Kern	Bakersfield	93312		Inpatient Mental...	1 in 60 mins	0	1	100.0	3,809.3	3,841.1
					Intensive Outpatient	1 in 60 mins	0	1	100.0	3,809.3	3,832.2	
					Partial Hospitaliza...	1 in 60 mins	0	1	100.0	3,809.3	3,832.2	
					Inpatient MH/SA...	1 in 60 mins	0	1	100.0	3,809.3	3,832.2	
					Routine Office Ba...	1 in 30 mins	0	1	100.0	2,982.2	2,982.3	
					Outpatient Mental...	1 in 30 mins	0	1	100.0	2,984.2	3,004.8	
		Los Angeles	Agoura Hills	91301		Inpatient Mental...	1 in 60 mins	0	1	100.0	2,984.2	3,010.5
					Intensive Outpatient	1 in 60 mins	0	1	100.0	2,984.2	3,004.8	
					Partial Hospitaliza...	1 in 60 mins	0	1	100.0	2,984.2	3,004.8	
					Inpatient MH/SA...	1 in 60 mins	0	1	100.0	2,984.2	3,004.8	
					Routine Office Ba...	1 in 30 mins	0	1	100.0	3,259.0	3,259.2	
					Outpatient Mental...	1 in 30 mins	0	1	100.0	3,261.3	3,284.2	
	Beverly Hills	90210		Inpatient Mental...	1 in 60 mins	0	1	100.0	3,261.3	3,290.4		
			Intensive Outpatient	1 in 60 mins	0	1	100.0	3,261.3	3,284.2			
			Partial Hospitaliza...	1 in 60 mins	0	1	100.0	3,261.3	3,284.2			
			Inpatient MH/SA...	1 in 60 mins	0	1	100.0	3,261.3	3,284.2			
			Routine Office Ba...	1 in 30 mins	0	1	100.0	3,824.0	3,824.1			
			Outpatient Mental...	1 in 30 mins	0	1	100.0	3,826.7	3,853.4			
	Burbank	91505		Inpatient Mental...	1 in 60 mins	0	1	100.0	3,826.7	3,860.7		
			Intensive Outpatient	1 in 60 mins	0	1	100.0	3,826.7	3,853.4			
			Partial Hospitaliza...	1 in 60 mins	0	1	100.0	3,826.7	3,853.4			
			Inpatient MH/SA...	1 in 60 mins	0	1	100.0	3,826.7	3,853.4			
			Routine Office Ba...	1 in 30 mins	0	1	100.0	3,822.6	3,822.7			
			Outpatient Mental...	1 in 30 mins	0	1	100.0	3,825.3	3,852.0			
	Burbank	91506		Inpatient Mental...	1 in 60 mins	0	1	100.0	3,825.3	3,859.3		
			Intensive Outpatient	1 in 60 mins	0	1	100.0	3,825.3	3,852.0			
			Partial Hospitaliza...	1 in 60 mins	0	1	100.0	3,825.3	3,852.0			
			Inpatient MH/SA...	1 in 60 mins	0	1	100.0	3,825.3	3,852.0			
			Routine Office Ba...	1 in 30 mins	0	1	100.0	3,825.3	3,852.0			
			Outpatient Mental...	1 in 30 mins	0	1	100.0	3,825.3	3,852.0			

Access Detail for All Employees Without Access

June 2022

Created for...
Cigna Payer Solutions Vermont PPO

Access Analysis
VT State Access
Distance Method
Estimated Driving Distance
Employee / Provider Groups
All Employees
Routine Office Based Mental Health and Substance Abuse Services
Outpatient Mental Health/Substance Abuse Services
Inpatient Mental Health
Intensive Outpatient
Partial Hospitalization
Inpatient MH/SA or Residential MH/SA

All Employees												
State Name	County	City	Zip Code	Employee	Provider		Counts	Without Access		Average Time		
				#	Group	Standard	#	#	%	1	2	
California	Los Angeles	Carson	90746	1	Routine Office Ba...	1 in 30 mins	0	1	100.0	3,837.7	3,837.8	
					Outpatient Mental...	1 in 30 mins	0	1	100.0	3,840.4	3,868.0	
					Inpatient Mental...	1 in 60 mins	0	1	100.0	3,840.4	3,875.0	
					Intensive Outpatient	1 in 60 mins	0	1	100.0	3,840.4	3,868.0	
					Partial Hospitaliza...	1 in 60 mins	0	1	100.0	3,840.4	3,868.0	
					Inpatient MH/SA...	1 in 60 mins	0	1	100.0	3,840.4	3,868.0	
			Claremont	91711	1	Routine Office Ba...	1 in 30 mins	0	1	100.0	3,211.3	3,211.4
					Outpatient Mental...	1 in 30 mins	0	1	100.0	3,213.6	3,236.7	
					Inpatient Mental...	1 in 60 mins	0	1	100.0	3,213.6	3,242.7	
					Intensive Outpatient	1 in 60 mins	0	1	100.0	3,213.6	3,236.7	
					Partial Hospitaliza...	1 in 60 mins	0	1	100.0	3,213.6	3,236.7	
					Inpatient MH/SA...	1 in 60 mins	0	1	100.0	3,213.6	3,236.7	
		Culver City	90230	1	Routine Office Ba...	1 in 30 mins	0	1	100.0	3,839.4	3,839.5	
				Outpatient Mental...	1 in 30 mins	0	1	100.0	3,842.1	3,869.2		
				Inpatient Mental...	1 in 60 mins	0	1	100.0	3,842.1	3,876.4		
				Intensive Outpatient	1 in 60 mins	0	1	100.0	3,842.1	3,869.2		
				Partial Hospitaliza...	1 in 60 mins	0	1	100.0	3,842.1	3,869.2		
				Inpatient MH/SA...	1 in 60 mins	0	1	100.0	3,842.1	3,869.2		
		Glendale	91201	1	Routine Office Ba...	1 in 30 mins	0	1	100.0	3,819.6	3,819.8	
				Outpatient Mental...	1 in 30 mins	0	1	100.0	3,822.3	3,849.1		
				Inpatient Mental...	1 in 60 mins	0	1	100.0	3,822.3	3,856.5		
				Intensive Outpatient	1 in 60 mins	0	1	100.0	3,822.3	3,849.1		
				Partial Hospitaliza...	1 in 60 mins	0	1	100.0	3,822.3	3,849.1		
				Inpatient MH/SA...	1 in 60 mins	0	1	100.0	3,822.3	3,849.1		
	Long Beach	90803	2	Routine Office Ba...	1 in 30 mins	0	2	100.0	3,833.4	3,833.6		
			Outpatient Mental...	1 in 30 mins	0	2	100.0	3,836.0	3,864.0			
			Inpatient Mental...	1 in 60 mins	0	2	100.0	3,836.0	3,870.9			
			Intensive Outpatient	1 in 60 mins	0	2	100.0	3,836.0	3,864.0			
			Partial Hospitaliza...	1 in 60 mins	0	2	100.0	3,836.0	3,864.0			
			Inpatient MH/SA...	1 in 60 mins	0	2	100.0	3,836.0	3,864.0			
		90806	1	Routine Office Ba...	1 in 30 mins	0	1	100.0	3,835.4	3,835.6		
	Outpatient Mental...		1 in 30 mins	0	1	100.0	3,838.1	3,865.9				
	Inpatient Mental...		1 in 60 mins	0	1	100.0	3,838.1	3,872.8				
	Intensive Outpatient		1 in 60 mins	0	1	100.0	3,838.1	3,865.9				
	Partial Hospitaliza...		1 in 60 mins	0	1	100.0	3,838.1	3,865.9				
	Inpatient MH/SA...		1 in 60 mins	0	1	100.0	3,838.1	3,865.9				
	Los Angeles	90025	1	Routine Office Ba...	1 in 30 mins	0	1	100.0	3,840.7	3,840.8		
			Outpatient Mental...	1 in 30 mins	0	1	100.0	3,843.3	3,870.3			
			Inpatient Mental...	1 in 60 mins	0	1	100.0	3,843.3	3,877.6			
			Intensive Outpatient	1 in 60 mins	0	1	100.0	3,843.3	3,870.3			

Access Detail for All Employees Without Access

June 2022

Created for...
Cigna Payer Solutions Vermont PPO

- Access Analysis
- VT State Access
- Distance Method
- Estimated Driving Distance
- Employee / Provider Groups
- All Employees
- Routine Office Based Mental Health and Substance Abuse Services
- Outpatient Mental Health/Substance Abuse Services
- Inpatient Mental Health
- Intensive Outpatient
- Partial Hospitalization
- Inpatient MH/SA or Residential MH/SA

All Employees											
State Name	County	City	Zip Code	Employee	Provider		Counts	Without Access		Average Time	
				#	Group	Standard	#	#	%	1	2
California	Los Angeles	Los Angeles	90025	1	Partial Hospitaliza...	1 in 60 mins	0	1	100.0	3,843.3	3,870.3
				Inpatient MH/SA...	1 in 60 mins	0	1	100.0	3,843.3	3,870.3	
				90039	1	Routine Office Ba...	1 in 30 mins	0	1	100.0	3,821.0
			Outpatient Mental...	1 in 30 mins	0	1	100.0	3,823.7	3,850.7		
			Inpatient Mental...	1 in 60 mins	0	1	100.0	3,823.7	3,857.9		
			Intensive Outpatient	1 in 60 mins	0	1	100.0	3,823.7	3,850.7		
			Partial Hospitaliza...	1 in 60 mins	0	1	100.0	3,823.7	3,850.7		
			Inpatient MH/SA...	1 in 60 mins	0	1	100.0	3,823.7	3,850.7		
			90045	1	Routine Office Ba...	1 in 30 mins	0	1	100.0	3,841.6	3,841.8
			Outpatient Mental...	1 in 30 mins	0	1	100.0	3,844.3	3,871.6		
			Inpatient Mental...	1 in 60 mins	0	1	100.0	3,844.3	3,878.8		
			Intensive Outpatient	1 in 60 mins	0	1	100.0	3,844.3	3,871.6		
			Partial Hospitaliza...	1 in 60 mins	0	1	100.0	3,844.3	3,871.6		
			Inpatient MH/SA...	1 in 60 mins	0	1	100.0	3,844.3	3,871.6		
			90063	1	Routine Office Ba...	1 in 30 mins	0	1	100.0	3,819.3	3,819.5
		Outpatient Mental...	1 in 30 mins	0	1	100.0	3,822.0	3,849.1			
		Inpatient Mental...	1 in 60 mins	0	1	100.0	3,822.0	3,856.3			
		Intensive Outpatient	1 in 60 mins	0	1	100.0	3,822.0	3,849.1			
		Partial Hospitaliza...	1 in 60 mins	0	1	100.0	3,822.0	3,849.1			
		Inpatient MH/SA...	1 in 60 mins	0	1	100.0	3,822.0	3,849.1			
		90064	1	Routine Office Ba...	1 in 30 mins	0	1	100.0	3,840.1	3,840.2	
		Outpatient Mental...	1 in 30 mins	0	1	100.0	3,842.8	3,869.7			
		Inpatient Mental...	1 in 60 mins	0	1	100.0	3,842.8	3,877.1			
		Intensive Outpatient	1 in 60 mins	0	1	100.0	3,842.8	3,869.7			
		Partial Hospitaliza...	1 in 60 mins	0	1	100.0	3,842.8	3,869.7			
		Inpatient MH/SA...	1 in 60 mins	0	1	100.0	3,842.8	3,869.7			
		Malibu	90265	1	Routine Office Ba...	1 in 30 mins	0	1	100.0	2,987.1	2,987.2
		Outpatient Mental...		1 in 30 mins	0	1	100.0	2,989.2	3,009.9		
		Inpatient Mental...		1 in 60 mins	0	1	100.0	2,989.2	3,015.6		
		Intensive Outpatient		1 in 60 mins	0	1	100.0	2,989.2	3,009.9		
Partial Hospitaliza...	1 in 60 mins	0		1	100.0	2,989.2	3,009.9				
Inpatient MH/SA...	1 in 60 mins	0		1	100.0	2,989.2	3,009.9				
Manhattan B...	90266	1	Routine Office Ba...	1 in 30 mins	0	1	100.0	3,847.3	3,847.4		
Outpatient Mental...		1 in 30 mins	0	1	100.0	3,850.0	3,877.4				
Inpatient Mental...		1 in 60 mins	0	1	100.0	3,850.0	3,884.4				
Intensive Outpatient		1 in 60 mins	0	1	100.0	3,850.0	3,877.4				
Partial Hospitaliza...		1 in 60 mins	0	1	100.0	3,850.0	3,877.4				
Inpatient MH/SA...		1 in 60 mins	0	1	100.0	3,850.0	3,877.4				
Marina del Rey	90292	1	Routine Office Ba...	1 in 30 mins	0	1	100.0	3,845.2	3,845.3		
Outpatient Mental...		1 in 30 mins	0	1	100.0	3,847.9	3,875.0				

Access Detail for All Employees Without Access

June 2022

Created for...
Cigna Payer Solutions Vermont PPO

- Access Analysis
- VT State Access
- Distance Method
- Estimated Driving Distance
- Employee / Provider Groups
- All Employees
- Routine Office Based Mental Health and Substance Abuse Services
- Outpatient Mental Health/Substance Abuse Services
- Inpatient Mental Health
- Intensive Outpatient
- Partial Hospitalization
- Inpatient MH/SA or Residential MH/SA

All Employees												
State Name	County	City	Zip Code	Employee	Provider		Counts	Without Access		Average Time		
				#	Group	Standard	#	#	%	1	2	
California	Los Angeles	Marina del Rey	90292	1	Inpatient Mental...	1 in 60 mins	0	1	100.0	3,847.9	3,882.2	
					Intensive Outpatient	1 in 60 mins	0	1	100.0	3,847.9	3,875.0	
					Partial Hospitaliza...	1 in 60 mins	0	1	100.0	3,847.9	3,875.0	
					Inpatient MH/SA...	1 in 60 mins	0	1	100.0	3,847.9	3,875.0	
					Routine Office Ba...	1 in 30 mins	0	1	100.0	3,830.1	3,830.2	
					Outpatient Mental...	1 in 30 mins	0	1	100.0	3,832.8	3,859.3	
			North Hills	91343		Inpatient Mental...	1 in 60 mins	0	1	100.0	3,832.8	3,866.6
					Intensive Outpatient	1 in 60 mins	0	1	100.0	3,832.8	3,859.3	
					Partial Hospitaliza...	1 in 60 mins	0	1	100.0	3,832.8	3,859.3	
					Inpatient MH/SA...	1 in 60 mins	0	1	100.0	3,832.8	3,859.3	
					Routine Office Ba...	1 in 30 mins	0	1	100.0	3,824.3	3,824.4	
					Outpatient Mental...	1 in 30 mins	0	1	100.0	3,827.0	3,853.4	
			Pacoima	91331		Inpatient Mental...	1 in 60 mins	0	1	100.0	3,827.0	3,860.8
					Intensive Outpatient	1 in 60 mins	0	1	100.0	3,827.0	3,853.4	
					Partial Hospitaliza...	1 in 60 mins	0	1	100.0	3,827.0	3,853.4	
					Inpatient MH/SA...	1 in 60 mins	0	1	100.0	3,827.0	3,853.4	
					Routine Office Ba...	1 in 30 mins	0	1	100.0	3,809.0	3,809.2	
					Outpatient Mental...	1 in 30 mins	0	1	100.0	3,811.7	3,838.5	
			Pasadena	91101		Inpatient Mental...	1 in 60 mins	0	1	100.0	3,811.7	3,845.9
					Intensive Outpatient	1 in 60 mins	0	1	100.0	3,811.7	3,838.5	
					Partial Hospitaliza...	1 in 60 mins	0	1	100.0	3,811.7	3,838.5	
					Inpatient MH/SA...	1 in 60 mins	0	1	100.0	3,811.7	3,838.5	
					Routine Office Ba...	1 in 30 mins	0	1	100.0	3,806.4	3,806.4	
					Outpatient Mental...	1 in 30 mins	0	1	100.0	3,808.9	3,835.9	
		91104		Inpatient Mental...	1 in 60 mins	0	1	100.0	3,808.9	3,843.1		
			Intensive Outpatient	1 in 60 mins	0	1	100.0	3,808.9	3,835.9			
			Partial Hospitaliza...	1 in 60 mins	0	1	100.0	3,808.9	3,835.9			
			Inpatient MH/SA...	1 in 60 mins	0	1	100.0	3,808.9	3,835.9			
			Routine Office Ba...	1 in 30 mins	0	2	100.0	3,852.8	3,852.9			
			Outpatient Mental...	1 in 30 mins	0	2	100.0	3,855.5	3,883.3			
	Rancho Palo...	90275		Inpatient Mental...	1 in 60 mins	0	2	100.0	3,855.5	3,890.2		
			Intensive Outpatient	1 in 60 mins	0	2	100.0	3,855.5	3,883.3			
			Partial Hospitaliza...	1 in 60 mins	0	2	100.0	3,855.5	3,883.3			
			Inpatient MH/SA...	1 in 60 mins	0	2	100.0	3,855.5	3,883.3			
			Routine Office Ba...	1 in 30 mins	0	1	100.0	3,845.6	3,845.7			
			Outpatient Mental...	1 in 30 mins	0	1	100.0	3,848.3	3,875.8			
	Redondo Be...	90278		Inpatient Mental...	1 in 60 mins	0	1	100.0	3,848.3	3,882.9		
			Intensive Outpatient	1 in 60 mins	0	1	100.0	3,848.3	3,875.8			
			Partial Hospitaliza...	1 in 60 mins	0	1	100.0	3,848.3	3,875.8			
			Inpatient MH/SA...	1 in 60 mins	0	1	100.0	3,848.3	3,875.8			
			Routine Office Ba...	1 in 30 mins	0	1	100.0	3,848.3	3,875.8			
			Outpatient Mental...	1 in 30 mins	0	1	100.0	3,848.3	3,875.8			

Access Detail for All Employees Without Access

June 2022

Created for...
Cigna Payer Solutions Vermont PPO

Access Analysis
VT State Access
Distance Method
Estimated Driving Distance
Employee / Provider Groups
All Employees
Routine Office Based Mental Health and Substance Abuse Services
Outpatient Mental Health/Substance Abuse Services
Inpatient Mental Health
Intensive Outpatient
Partial Hospitalization
Inpatient MH/SA or Residential MH/SA

All Employees											
State Name	County	City	Zip Code	Employee	Provider		Counts	Without Access		Average Time	
				#	Group	Standard	#	#	%	1	2
California	Los Angeles	Santa Monica	90405	1	Routine Office Ba...	1 in 30 mins	0	1	100.0	3,844.8	3,844.9
					Outpatient Mental...	1 in 30 mins	0	1	100.0	3,847.4	3,874.4
					Inpatient Mental...	1 in 60 mins	0	1	100.0	3,847.4	3,881.7
					Intensive Outpatient	1 in 60 mins	0	1	100.0	3,847.4	3,874.4
					Partial Hospitaliza...	1 in 60 mins	0	1	100.0	3,847.4	3,874.4
					Inpatient MH/SA...	1 in 60 mins	0	1	100.0	3,847.4	3,874.4
					Routine Office Ba...	1 in 30 mins	0	2	100.0	3,033.0	3,033.0
					Outpatient Mental...	1 in 30 mins	0	2	100.0	3,035.3	3,046.1
					Inpatient Mental...	1 in 60 mins	0	2	100.0	3,035.3	3,055.7
		Intensive Outpatient	1 in 60 mins	0	2	100.0	3,035.3	3,046.1			
		Partial Hospitaliza...	1 in 60 mins	0	2	100.0	3,035.3	3,046.1			
		Inpatient MH/SA...	1 in 60 mins	0	2	100.0	3,035.3	3,046.1			
		Larkspur	94939	1	Routine Office Ba...	1 in 30 mins	0	1	100.0	3,910.1	3,910.3
				Outpatient Mental...	1 in 30 mins	0	1	100.0	3,913.1	3,927.1	
				Inpatient Mental...	1 in 60 mins	0	1	100.0	3,913.1	3,939.5	
				Intensive Outpatient	1 in 60 mins	0	1	100.0	3,913.1	3,927.1	
				Partial Hospitaliza...	1 in 60 mins	0	1	100.0	3,913.1	3,927.1	
				Inpatient MH/SA...	1 in 60 mins	0	1	100.0	3,913.1	3,927.1	
		Mill Valley	94941	2	Routine Office Ba...	1 in 30 mins	0	2	100.0	3,325.9	3,325.9
				Outpatient Mental...	1 in 30 mins	0	2	100.0	3,328.4	3,340.3	
				Inpatient Mental...	1 in 60 mins	0	2	100.0	3,328.4	3,350.8	
				Intensive Outpatient	1 in 60 mins	0	2	100.0	3,328.4	3,340.3	
				Partial Hospitaliza...	1 in 60 mins	0	2	100.0	3,328.4	3,340.3	
				Inpatient MH/SA...	1 in 60 mins	0	2	100.0	3,328.4	3,340.3	
		Novato	94947	1	Routine Office Ba...	1 in 30 mins	0	1	100.0	3,318.1	3,318.2
				Outpatient Mental...	1 in 30 mins	0	1	100.0	3,320.7	3,332.1	
				Inpatient Mental...	1 in 60 mins	0	1	100.0	3,320.7	3,342.8	
	Intensive Outpatient			1 in 60 mins	0	1	100.0	3,320.7	3,332.1		
	Partial Hospitaliza...			1 in 60 mins	0	1	100.0	3,320.7	3,332.1		
	Inpatient MH/SA...			1 in 60 mins	0	1	100.0	3,320.7	3,332.1		
	San Anselmo	94960	1	Routine Office Ba...	1 in 30 mins	0	1	100.0	3,323.6	3,323.6	
			Outpatient Mental...	1 in 30 mins	0	1	100.0	3,326.1	3,337.9		
			Inpatient Mental...	1 in 60 mins	0	1	100.0	3,326.1	3,348.4		
			Intensive Outpatient	1 in 60 mins	0	1	100.0	3,326.1	3,337.9		
			Partial Hospitaliza...	1 in 60 mins	0	1	100.0	3,326.1	3,337.9		
			Inpatient MH/SA...	1 in 60 mins	0	1	100.0	3,326.1	3,337.9		
	San Rafael	94901	2	Routine Office Ba...	1 in 30 mins	0	2	100.0	3,906.4	3,906.6	
			Outpatient Mental...	1 in 30 mins	0	2	100.0	3,909.6	3,923.2		
			Inpatient Mental...	1 in 60 mins	0	2	100.0	3,909.6	3,935.8		
			Intensive Outpatient	1 in 60 mins	0	2	100.0	3,909.6	3,923.2		

Access Detail for All Employees Without Access

June 2022

Created for...
Cigna Payer Solutions Vermont PPO

- Access Analysis
- VT State Access
- Distance Method
- Estimated Driving Distance
- Employee / Provider Groups
- All Employees
- Routine Office Based Mental Health and Substance Abuse Services
- Outpatient Mental Health/Substance Abuse Services
- Inpatient Mental Health
- Intensive Outpatient
- Partial Hospitalization
- Inpatient MH/SA or Residential MH/SA

All Employees												
State Name	County	City	Zip Code	Employee	Provider		Counts	Without Access		Average Time		
				#	Group	Standard	#	#	%	1	2	
California	Marin	San Rafael	94901	2	Partial Hospitaliza...	1 in 60 mins	0	2	100.0	3,909.6	3,923.2	
					Inpatient MH/SA...	1 in 60 mins	0	2	100.0	3,909.6	3,923.2	
			Sausalito	94965	1	Routine Office Ba...	1 in 30 mins	0	1	100.0	3,023.1	3,023.2
		Outpatient Mental...				1 in 30 mins	0	1	100.0	3,025.5	3,036.4	
		Inpatient Mental...				1 in 60 mins	0	1	100.0	3,025.5	3,045.9	
		Intensive Outpatient				1 in 60 mins	0	1	100.0	3,025.5	3,036.4	
			Woodacre	94973	1	Partial Hospitaliza...	1 in 60 mins	0	1	100.0	3,025.5	3,036.4
		Inpatient MH/SA...				1 in 60 mins	0	1	100.0	3,025.5	3,036.4	
		Routine Office Ba...				1 in 30 mins	0	1	100.0	3,024.4	3,024.5	
		Outpatient Mental...				1 in 30 mins	0	1	100.0	3,026.8	3,037.3	
	Inpatient Mental...	1 in 60 mins				0	1	100.0	3,026.8	3,047.0		
	Intensive Outpatient	1 in 60 mins				0	1	100.0	3,026.8	3,037.3		
		Monterey	Monterey	93940	2	Partial Hospitaliza...	1 in 60 mins	0	1	100.0	3,026.8	3,037.3
	Inpatient MH/SA...					1 in 60 mins	0	1	100.0	3,026.8	3,037.3	
	Routine Office Ba...					1 in 30 mins	0	2	100.0	3,354.7	3,354.8	
	Outpatient Mental...					1 in 30 mins	0	2	100.0	3,357.2	3,372.6	
		Nevada	Truckee	96161	1	Inpatient Mental...	1 in 60 mins	0	2	100.0	3,357.2	3,381.8
	Intensive Outpatient					1 in 60 mins	0	2	100.0	3,357.2	3,372.6	
	Partial Hospitaliza...					1 in 60 mins	0	2	100.0	3,357.2	3,372.6	
	Inpatient MH/SA...					1 in 60 mins	0	2	100.0	3,357.2	3,372.6	
Routine Office Ba...	1 in 30 mins					0	1	100.0	2,813.1	2,813.2		
Outpatient Mental...	1 in 30 mins					0	1	100.0	2,815.6	2,823.7		
Inpatient Mental...	1 in 60 mins					0	1	100.0	2,815.6	2,834.1		
Intensive Outpatient	1 in 60 mins					0	1	100.0	2,815.6	2,823.7		
Partial Hospitaliza...	1 in 60 mins					0	1	100.0	2,815.6	2,823.7		
Inpatient MH/SA...	1 in 60 mins					0	1	100.0	2,815.6	2,823.7		
	Orange	Huntington B...	92646	1	Routine Office Ba...	1 in 30 mins	0	1	100.0	3,826.8	3,827.0	
Outpatient Mental...					1 in 30 mins	0	1	100.0	3,829.5	3,857.7		
Inpatient Mental...					1 in 60 mins	0	1	100.0	3,829.5	3,864.5		
Intensive Outpatient					1 in 60 mins	0	1	100.0	3,829.5	3,857.7		
Partial Hospitaliza...					1 in 60 mins	0	1	100.0	3,829.5	3,857.7		
		Irvine	92604	1	Inpatient MH/SA...	1 in 60 mins	0	1	100.0	3,829.5	3,857.7	
Routine Office Ba...					1 in 30 mins	0	1	100.0	3,828.8	3,828.9		
Outpatient Mental...					1 in 30 mins	0	1	100.0	3,831.5	3,859.7		
Inpatient Mental...					1 in 60 mins	0	1	100.0	3,831.5	3,866.5		
Intensive Outpatient					1 in 60 mins	0	1	100.0	3,831.5	3,859.7		
					Partial Hospitaliza...	1 in 60 mins	0	1	100.0	3,831.5	3,859.7	
					Inpatient MH/SA...	1 in 60 mins	0	1	100.0	3,831.5	3,859.7	
					Routine Office Ba...	1 in 30 mins	0	1	100.0	3,810.6	3,810.7	
					Outpatient Mental...	1 in 30 mins	0	1	100.0	3,813.3	3,841.6	

Access Detail for All Employees Without Access

June 2022

Created for...
Cigna Payer Solutions Vermont PPO

- Access Analysis
- VT State Access
- Distance Method
- Estimated Driving Distance
- Employee / Provider Groups
- All Employees
- Routine Office Based Mental Health and Substance Abuse Services
- Outpatient Mental Health/Substance Abuse Services
- Inpatient Mental Health
- Intensive Outpatient
- Partial Hospitalization
- Inpatient MH/SA or Residential MH/SA

All Employees													
State Name	County	City	Zip Code	Employee	Provider		Counts	Without Access		Average Time			
				#	Group	Standard	#	#	%	1	2		
California	Orange	Irvine	92604	1	Inpatient Mental...	1 in 60 mins	0	1	100.0	3,813.3	3,848.3		
					Intensive Outpatient	1 in 60 mins	0	1	100.0	3,813.3	3,841.6		
					Partial Hospitaliza...	1 in 60 mins	0	1	100.0	3,813.3	3,841.6		
					Inpatient MH/SA...	1 in 60 mins	0	1	100.0	3,813.3	3,841.6		
					Routine Office Ba...	1 in 30 mins	0	1	100.0	3,813.0	3,813.0		
					Outpatient Mental...	1 in 30 mins	0	1	100.0	3,815.5	3,843.9		
				92606		1	Inpatient Mental...	1 in 60 mins	0	1	100.0	3,815.5	3,850.5
					Intensive Outpatient	1 in 60 mins	0	1	100.0	3,815.5	3,843.9		
					Partial Hospitaliza...	1 in 60 mins	0	1	100.0	3,815.5	3,843.9		
					Inpatient MH/SA...	1 in 60 mins	0	1	100.0	3,815.5	3,843.9		
					Routine Office Ba...	1 in 30 mins	0	1	100.0	3,807.3	3,807.5		
					Outpatient Mental...	1 in 30 mins	0	1	100.0	3,809.9	3,838.3		
			92620		1	Inpatient Mental...	1 in 60 mins	0	1	100.0	3,809.9	3,845.0	
				Intensive Outpatient	1 in 60 mins	0	1	100.0	3,809.9	3,838.3			
				Partial Hospitaliza...	1 in 60 mins	0	1	100.0	3,809.9	3,838.3			
				Inpatient MH/SA...	1 in 60 mins	0	1	100.0	3,809.9	3,838.3			
				Routine Office Ba...	1 in 30 mins	0	1	100.0	3,809.9	3,838.3			
				Outpatient Mental...	1 in 30 mins	0	1	100.0	3,809.9	3,838.3			
			Laguna Beach	92651		1	Routine Office Ba...	1 in 30 mins	0	1	100.0	3,246.1	3,246.2
					Outpatient Mental...	1 in 30 mins	0	1	100.0	3,248.2	3,272.8		
					Inpatient Mental...	1 in 60 mins	0	1	100.0	3,248.2	3,278.4		
					Intensive Outpatient	1 in 60 mins	0	1	100.0	3,248.2	3,272.8		
					Partial Hospitaliza...	1 in 60 mins	0	1	100.0	3,248.2	3,272.8		
					Inpatient MH/SA...	1 in 60 mins	0	1	100.0	3,248.2	3,272.8		
	Laguna Niguel	92677		1	Routine Office Ba...	1 in 30 mins	0	1	100.0	3,814.0	3,814.1		
			Outpatient Mental...	1 in 30 mins	0	1	100.0	3,816.7	3,845.5				
			Inpatient Mental...	1 in 60 mins	0	1	100.0	3,816.7	3,852.0				
			Intensive Outpatient	1 in 60 mins	0	1	100.0	3,816.7	3,845.5				
			Partial Hospitaliza...	1 in 60 mins	0	1	100.0	3,816.7	3,845.5				
			Inpatient MH/SA...	1 in 60 mins	0	1	100.0	3,816.7	3,845.5				
	Mission Viejo	92692		1	Routine Office Ba...	1 in 30 mins	0	1	100.0	3,804.1	3,804.2		
			Outpatient Mental...	1 in 30 mins	0	1	100.0	3,806.6	3,835.4				
			Inpatient Mental...	1 in 60 mins	0	1	100.0	3,806.6	3,841.9				
			Intensive Outpatient	1 in 60 mins	0	1	100.0	3,806.6	3,835.4				
			Partial Hospitaliza...	1 in 60 mins	0	1	100.0	3,806.6	3,835.4				
			Inpatient MH/SA...	1 in 60 mins	0	1	100.0	3,806.6	3,835.4				
	San Clemente	92673		1	Routine Office Ba...	1 in 30 mins	0	1	100.0	3,240.1	3,240.2		
			Outpatient Mental...	1 in 30 mins	0	1	100.0	3,242.2	3,267.1				
			Inpatient Mental...	1 in 60 mins	0	1	100.0	3,242.2	3,272.5				
			Intensive Outpatient	1 in 60 mins	0	1	100.0	3,242.2	3,267.1				
			Partial Hospitaliza...	1 in 60 mins	0	1	100.0	3,242.2	3,267.1				
			Inpatient MH/SA...	1 in 60 mins	0	1	100.0	3,242.2	3,267.1				

Access Detail for All Employees Without Access

June 2022

Created for...
Cigna Payer Solutions Vermont PPO

Access Analysis
VT State Access

Distance Method
Estimated Driving Distance

Employee / Provider Groups
All Employees
Routine Office Based Mental Health and Substance Abuse Services
Outpatient Mental Health/Substance Abuse Services
Inpatient Mental Health
Intensive Outpatient
Partial Hospitalization
Inpatient MH/SA or Residential MH/SA

All Employees											
State Name	County	City	Zip Code	Employee	Provider		Counts	Without Access		Average Time	
				#	Group	Standard	#	#	%	1	2
California	Orange	Seal Beach	90740	1	Routine Office Ba...	1 in 30 mins	0	1	100.0	3,255.6	3,255.7
					Outpatient Mental...	1 in 30 mins	0	1	100.0	3,257.8	3,281.6
					Inpatient Mental...	1 in 60 mins	0	1	100.0	3,257.8	3,287.5
					Intensive Outpatient	1 in 60 mins	0	1	100.0	3,257.8	3,281.6
					Partial Hospitaliza...	1 in 60 mins	0	1	100.0	3,257.8	3,281.6
					Inpatient MH/SA...	1 in 60 mins	0	1	100.0	3,257.8	3,281.6
	Yorba Linda	92887	1	Routine Office Ba...	1 in 30 mins	0	1	100.0	3,225.2	3,225.2	
				Outpatient Mental...	1 in 30 mins	0	1	100.0	3,227.4	3,251.1	
				Inpatient Mental...	1 in 60 mins	0	1	100.0	3,227.4	3,256.9	
				Intensive Outpatient	1 in 60 mins	0	1	100.0	3,227.4	3,251.1	
				Partial Hospitaliza...	1 in 60 mins	0	1	100.0	3,227.4	3,251.1	
				Inpatient MH/SA...	1 in 60 mins	0	1	100.0	3,227.4	3,251.1	
	Placer	Roseville	95747	1	Routine Office Ba...	1 in 30 mins	0	1	100.0	3,198.9	3,199.0
					Outpatient Mental...	1 in 30 mins	0	1	100.0	3,201.6	3,211.6
					Inpatient Mental...	1 in 60 mins	0	1	100.0	3,201.6	3,222.8
					Intensive Outpatient	1 in 60 mins	0	1	100.0	3,201.6	3,211.6
					Partial Hospitaliza...	1 in 60 mins	0	1	100.0	3,201.6	3,211.6
					Inpatient MH/SA...	1 in 60 mins	0	1	100.0	3,201.6	3,211.6
	Riverside	Hemet	92545	1	Routine Office Ba...	1 in 30 mins	0	1	100.0	3,182.8	3,183.0
					Outpatient Mental...	1 in 30 mins	0	1	100.0	3,185.1	3,209.6
					Inpatient Mental...	1 in 60 mins	0	1	100.0	3,185.1	3,215.0
					Intensive Outpatient	1 in 60 mins	0	1	100.0	3,185.1	3,209.6
					Partial Hospitaliza...	1 in 60 mins	0	1	100.0	3,185.1	3,209.6
					Inpatient MH/SA...	1 in 60 mins	0	1	100.0	3,185.1	3,209.6
Murrieta	92563	1	Routine Office Ba...	1 in 30 mins	0	1	100.0	3,202.0	3,202.2		
			Outpatient Mental...	1 in 30 mins	0	1	100.0	3,204.2	3,229.0		
			Inpatient Mental...	1 in 60 mins	0	1	100.0	3,204.2	3,234.3		
			Intensive Outpatient	1 in 60 mins	0	1	100.0	3,204.2	3,229.0		
			Partial Hospitaliza...	1 in 60 mins	0	1	100.0	3,204.2	3,229.0		
			Inpatient MH/SA...	1 in 60 mins	0	1	100.0	3,204.2	3,229.0		
Riverside	92504	1	Routine Office Ba...	1 in 30 mins	0	1	100.0	3,199.5	3,199.6		
			Outpatient Mental...	1 in 30 mins	0	1	100.0	3,201.8	3,225.6		
			Inpatient Mental...	1 in 60 mins	0	1	100.0	3,201.8	3,231.3		
			Intensive Outpatient	1 in 60 mins	0	1	100.0	3,201.8	3,225.6		
			Partial Hospitaliza...	1 in 60 mins	0	1	100.0	3,201.8	3,225.6		
			Inpatient MH/SA...	1 in 60 mins	0	1	100.0	3,201.8	3,225.6		
Sacramento	Antelope	95843	1	Routine Office Ba...	1 in 30 mins	0	1	100.0	3,769.8	3,769.8	
				Outpatient Mental...	1 in 30 mins	0	1	100.0	3,772.9	3,784.8	
				Inpatient Mental...	1 in 60 mins	0	1	100.0	3,772.9	3,797.9	
				Intensive Outpatient	1 in 60 mins	0	1	100.0	3,772.9	3,784.8	

Access Detail for All Employees Without Access

June 2022

Created for...
Cigna Payer Solutions Vermont PPO

- Access Analysis
- VT State Access
- Distance Method
- Estimated Driving Distance
- Employee / Provider Groups
- All Employees
- Routine Office Based Mental Health and Substance Abuse Services
- Outpatient Mental Health/Substance Abuse Services
- Inpatient Mental Health
- Intensive Outpatient
- Partial Hospitalization
- Inpatient MH/SA or Residential MH/SA

All Employees													
State Name	County	City	Zip Code	Employee	Provider		Counts	Without Access		Average Time			
				#	Group	Standard	#	#	%	1	2		
California	Sacramento	Antelope	95843	1	Partial Hospitaliza...	1 in 60 mins	0	1	100.0	3,772.9	3,784.8		
					Inpatient MH/SA...	1 in 60 mins	0	1	100.0	3,772.9	3,784.8		
	San Bernardino	Apple Valley	92307	1	Routine Office Ba...	1 in 30 mins	0	1	100.0	2,865.9	2,866.0		
					Outpatient Mental...	1 in 30 mins	0	1	100.0	2,868.0	2,888.4		
					Inpatient Mental...	1 in 60 mins	0	1	100.0	2,868.0	2,894.0		
					Intensive Outpatient	1 in 60 mins	0	1	100.0	2,868.0	2,888.4		
					Partial Hospitaliza...	1 in 60 mins	0	1	100.0	2,868.0	2,888.4		
					Inpatient MH/SA...	1 in 60 mins	0	1	100.0	2,868.0	2,888.4		
				Big Bear Lake	92315	1	Routine Office Ba...	1 in 30 mins	0	1	100.0	2,861.8	2,861.8
							Outpatient Mental...	1 in 30 mins	0	1	100.0	2,863.8	2,885.1
							Inpatient Mental...	1 in 60 mins	0	1	100.0	2,863.8	2,890.4
							Intensive Outpatient	1 in 60 mins	0	1	100.0	2,863.8	2,885.1
							Partial Hospitaliza...	1 in 60 mins	0	1	100.0	2,863.8	2,885.1
							Inpatient MH/SA...	1 in 60 mins	0	1	100.0	2,863.8	2,885.1
	San Diego	Carlsbad	92008	1	Routine Office Ba...	1 in 30 mins	0	1	100.0	3,238.0	3,238.2		
					Outpatient Mental...	1 in 30 mins	0	1	100.0	3,240.2	3,265.9		
					Inpatient Mental...	1 in 60 mins	0	1	100.0	3,240.2	3,270.9		
					Intensive Outpatient	1 in 60 mins	0	1	100.0	3,240.2	3,265.9		
					Partial Hospitaliza...	1 in 60 mins	0	1	100.0	3,240.2	3,265.9		
					Inpatient MH/SA...	1 in 60 mins	0	1	100.0	3,240.2	3,265.9		
				92009	1	Routine Office Ba...	1 in 30 mins	0	1	100.0	3,806.8	3,806.9	
						Outpatient Mental...	1 in 30 mins	0	1	100.0	3,809.5	3,839.8	
						Inpatient Mental...	1 in 60 mins	0	1	100.0	3,809.5	3,845.6	
						Intensive Outpatient	1 in 60 mins	0	1	100.0	3,809.5	3,839.8	
					Partial Hospitaliza...	1 in 60 mins	0	1	100.0	3,809.5	3,839.8		
					Inpatient MH/SA...	1 in 60 mins	0	1	100.0	3,809.5	3,839.8		
Chula Vista	91913	1	Routine Office Ba...	1 in 30 mins	0	1	100.0	3,816.0	3,816.1				
			Outpatient Mental...	1 in 30 mins	0	1	100.0	3,818.4	3,850.3				
			Inpatient Mental...	1 in 60 mins	0	1	100.0	3,818.4	3,855.5				
			Intensive Outpatient	1 in 60 mins	0	1	100.0	3,818.4	3,850.3				
			Partial Hospitaliza...	1 in 60 mins	0	1	100.0	3,818.4	3,850.3				
			Inpatient MH/SA...	1 in 60 mins	0	1	100.0	3,818.4	3,850.3				
		91915	1	Routine Office Ba...	1 in 30 mins	0	1	100.0	3,241.6	3,241.6			
				Outpatient Mental...	1 in 30 mins	0	1	100.0	3,243.7	3,270.8			
				Inpatient Mental...	1 in 60 mins	0	1	100.0	3,243.7	3,275.2			
				Intensive Outpatient	1 in 60 mins	0	1	100.0	3,243.7	3,270.8			
				Partial Hospitaliza...	1 in 60 mins	0	1	100.0	3,243.7	3,270.8			
				Inpatient MH/SA...	1 in 60 mins	0	1	100.0	3,243.7	3,270.8			
Coronado	92118	1	Routine Office Ba...	1 in 30 mins	0	1	100.0	3,827.4	3,827.5				
			Outpatient Mental...	1 in 30 mins	0	1	100.0	3,829.8	3,861.4				

Access Detail for All Employees Without Access

June 2022

Created for...
Cigna Payer Solutions Vermont PPO

Access Analysis
VT State Access
Distance Method
Estimated Driving Distance
Employee / Provider Groups
All Employees
Routine Office Based Mental Health and Substance Abuse Services
Outpatient Mental Health/Substance Abuse Services
Inpatient Mental Health
Intensive Outpatient
Partial Hospitalization
Inpatient MH/SA or Residential MH/SA

All Employees												
State Name	County	City	Zip Code	Employee	Provider		Counts	Without Access		Average Time		
				#	Group	Standard	#	#	%	1	2	
California	San Diego	Coronado	92118	1	Inpatient Mental...	1 in 60 mins	0	1	100.0	3,829.8	3,866.8	
					Intensive Outpatient	1 in 60 mins	0	1	100.0	3,829.8	3,861.4	
					Partial Hospitaliza...	1 in 60 mins	0	1	100.0	3,829.8	3,861.4	
					Inpatient MH/SA...	1 in 60 mins	0	1	100.0	3,829.8	3,861.4	
					Routine Office Ba...	1 in 30 mins	0	1	100.0	2,926.0	2,926.1	
					Outpatient Mental...	1 in 30 mins	0	1	100.0	2,928.0	2,951.5	
			Escondido	92027		Inpatient Mental...	1 in 60 mins	0	1	100.0	2,928.0	2,956.0
					Intensive Outpatient	1 in 60 mins	0	1	100.0	2,928.0	2,951.5	
					Partial Hospitaliza...	1 in 60 mins	0	1	100.0	2,928.0	2,951.5	
					Inpatient MH/SA...	1 in 60 mins	0	1	100.0	2,928.0	2,951.5	
					Routine Office Ba...	1 in 30 mins	0	2	100.0	3,228.2	3,228.2	
					Outpatient Mental...	1 in 30 mins	0	2	100.0	3,230.2	3,256.5	
		Poway	92064		Inpatient Mental...	1 in 60 mins	0	2	100.0	3,230.2	3,261.3	
				Intensive Outpatient	1 in 60 mins	0	2	100.0	3,230.2	3,256.5		
				Partial Hospitaliza...	1 in 60 mins	0	2	100.0	3,230.2	3,256.5		
				Inpatient MH/SA...	1 in 60 mins	0	2	100.0	3,230.2	3,256.5		
				Routine Office Ba...	1 in 30 mins	0	1	100.0	3,825.7	3,825.8		
				Outpatient Mental...	1 in 30 mins	0	1	100.0	3,828.2	3,859.4		
		San Diego	92109	92109		Inpatient Mental...	1 in 60 mins	0	1	100.0	3,828.2	3,865.1
					Intensive Outpatient	1 in 60 mins	0	1	100.0	3,828.2	3,859.4	
					Partial Hospitaliza...	1 in 60 mins	0	1	100.0	3,828.2	3,859.4	
					Inpatient MH/SA...	1 in 60 mins	0	1	100.0	3,828.2	3,859.4	
					Routine Office Ba...	1 in 30 mins	0	2	100.0	3,804.5	3,804.7	
					Outpatient Mental...	1 in 30 mins	0	2	100.0	3,807.1	3,838.0	
	92129		92129	92129		Inpatient Mental...	1 in 60 mins	0	2	100.0	3,807.1	3,843.6
					Intensive Outpatient	1 in 60 mins	0	2	100.0	3,807.1	3,838.0	
					Partial Hospitaliza...	1 in 60 mins	0	2	100.0	3,807.1	3,838.0	
					Inpatient MH/SA...	1 in 60 mins	0	2	100.0	3,807.1	3,838.0	
					Routine Office Ba...	1 in 30 mins	0	1	100.0	3,241.3	3,241.4	
					Outpatient Mental...	1 in 30 mins	0	1	100.0	3,243.4	3,269.6	
	92130	92130	92130		Inpatient Mental...	1 in 60 mins	0	1	100.0	3,243.4	3,274.5	
				Intensive Outpatient	1 in 60 mins	0	1	100.0	3,243.4	3,269.6		
				Partial Hospitaliza...	1 in 60 mins	0	1	100.0	3,243.4	3,269.6		
				Inpatient MH/SA...	1 in 60 mins	0	1	100.0	3,243.4	3,269.6		
				Routine Office Ba...	1 in 30 mins	0	1	100.0	3,234.3	3,234.4		
				Outpatient Mental...	1 in 30 mins	0	1	100.0	3,236.5	3,262.8		
	92131	92131	92131		Inpatient Mental...	1 in 60 mins	0	1	100.0	3,236.5	3,267.6	
				Intensive Outpatient	1 in 60 mins	0	1	100.0	3,236.5	3,262.8		
				Partial Hospitaliza...	1 in 60 mins	0	1	100.0	3,236.5	3,262.8		
				Inpatient MH/SA...	1 in 60 mins	0	1	100.0	3,236.5	3,262.8		
				Routine Office Ba...	1 in 30 mins	0	1	100.0	3,234.3	3,234.4		
				Outpatient Mental...	1 in 30 mins	0	1	100.0	3,236.5	3,262.8		

Access Detail for All Employees Without Access

June 2022
 Created for...
 Cigna Payer Solutions Vermont PPO

All Employees												
State Name	County	City	Zip Code	Employee	Provider		Counts	Without Access		Average Time		
				#	Group	Standard	#	#	%	1	2	
California	San Francisco	San Francisco	94110	1	Routine Office Ba...	1 in 30 mins	0	1	100.0	3,913.2	3,913.4	
					Outpatient Mental...	1 in 30 mins	0	1	100.0	3,916.2	3,930.7	
					Inpatient Mental...	1 in 60 mins	0	1	100.0	3,916.2	3,942.9	
					Intensive Outpatient	1 in 60 mins	0	1	100.0	3,916.2	3,930.7	
					Partial Hospitaliza...	1 in 60 mins	0	1	100.0	3,916.2	3,930.7	
					Inpatient MH/SA...	1 in 60 mins	0	1	100.0	3,916.2	3,930.7	
				94114	2	Routine Office Ba...	1 in 30 mins	0	2	100.0	3,913.9	3,914.1
					Outpatient Mental...	1 in 30 mins	0	2	100.0	3,917.0	3,931.4	
					Inpatient Mental...	1 in 60 mins	0	2	100.0	3,917.0	3,943.7	
					Intensive Outpatient	1 in 60 mins	0	2	100.0	3,917.0	3,931.4	
					Partial Hospitaliza...	1 in 60 mins	0	2	100.0	3,917.0	3,931.4	
					Inpatient MH/SA...	1 in 60 mins	0	2	100.0	3,917.0	3,931.4	
				94118	3	Routine Office Ba...	1 in 30 mins	0	3	100.0	3,914.6	3,914.8
					Outpatient Mental...	1 in 30 mins	0	3	100.0	3,917.7	3,932.1	
					Inpatient Mental...	1 in 60 mins	0	3	100.0	3,917.7	3,944.3	
					Intensive Outpatient	1 in 60 mins	0	3	100.0	3,917.7	3,932.1	
					Partial Hospitaliza...	1 in 60 mins	0	3	100.0	3,917.7	3,932.1	
					Inpatient MH/SA...	1 in 60 mins	0	3	100.0	3,917.7	3,932.1	
				94122	2	Routine Office Ba...	1 in 30 mins	0	2	100.0	3,917.7	3,917.9
					Outpatient Mental...	1 in 30 mins	0	2	100.0	3,920.7	3,935.2	
					Inpatient Mental...	1 in 60 mins	0	2	100.0	3,920.7	3,947.4	
					Intensive Outpatient	1 in 60 mins	0	2	100.0	3,920.7	3,935.2	
					Partial Hospitaliza...	1 in 60 mins	0	2	100.0	3,920.7	3,935.2	
					Inpatient MH/SA...	1 in 60 mins	0	2	100.0	3,920.7	3,935.2	
	94127	3	Routine Office Ba...	1 in 30 mins	0	3	100.0	3,918.0	3,918.2			
		Outpatient Mental...	1 in 30 mins	0	3	100.0	3,921.0	3,935.5				
		Inpatient Mental...	1 in 60 mins	0	3	100.0	3,921.0	3,947.7				
		Intensive Outpatient	1 in 60 mins	0	3	100.0	3,921.0	3,935.5				
		Partial Hospitaliza...	1 in 60 mins	0	3	100.0	3,921.0	3,935.5				
		Inpatient MH/SA...	1 in 60 mins	0	3	100.0	3,921.0	3,935.5				
	94129	1	Routine Office Ba...	1 in 30 mins	0	1	100.0	3,326.7	3,326.8			
		Outpatient Mental...	1 in 30 mins	0	1	100.0	3,329.4	3,341.5				
		Inpatient Mental...	1 in 60 mins	0	1	100.0	3,329.4	3,351.9				
		Intensive Outpatient	1 in 60 mins	0	1	100.0	3,329.4	3,341.5				
		Partial Hospitaliza...	1 in 60 mins	0	1	100.0	3,329.4	3,341.5				
		Inpatient MH/SA...	1 in 60 mins	0	1	100.0	3,329.4	3,341.5				
	94132	1	Routine Office Ba...	1 in 30 mins	0	1	100.0	3,920.3	3,920.4			
		Outpatient Mental...	1 in 30 mins	0	1	100.0	3,923.2	3,937.8				
		Inpatient Mental...	1 in 60 mins	0	1	100.0	3,923.2	3,949.9				
		Intensive Outpatient	1 in 60 mins	0	1	100.0	3,923.2	3,937.8				

Access Detail for All Employees Without Access

June 2022

Created for...
Cigna Payer Solutions Vermont PPO

- Access Analysis
- VT State Access
- Distance Method
- Estimated Driving Distance
- Employee / Provider Groups
- All Employees
- Routine Office Based Mental Health and Substance Abuse Services
- Outpatient Mental Health/Substance Abuse Services
- Inpatient Mental Health
- Intensive Outpatient
- Partial Hospitalization
- Inpatient MH/SA or Residential MH/SA

All Employees														
State Name	County	City	Zip Code	Employee	Provider		Counts	Without Access		Average Time				
				#	Group	Standard	#	#	%	1	2			
California	San Francisco	San Francisco	94132	1	Partial Hospitaliza...	1 in 60 mins	0	1	100.0	3,923.2	3,937.8			
					Inpatient MH/SA...	1 in 60 mins	0	1	100.0	3,923.2	3,937.8			
	San Mateo	Atherton	94027	1	Routine Office Ba...	1 in 30 mins	0	1	100.0	3,327.9	3,328.0			
					Outpatient Mental...	1 in 30 mins	0	1	100.0	3,330.4	3,343.5			
					Inpatient Mental...	1 in 60 mins	0	1	100.0	3,330.4	3,353.6			
					Intensive Outpatient	1 in 60 mins	0	1	100.0	3,330.4	3,343.5			
					Partial Hospitaliza...	1 in 60 mins	0	1	100.0	3,330.4	3,343.5			
					Inpatient MH/SA...	1 in 60 mins	0	1	100.0	3,330.4	3,343.5			
					Burlingame	94010	1	Routine Office Ba...	1 in 30 mins	0	1	100.0	3,920.0	3,920.1
								Outpatient Mental...	1 in 30 mins	0	1	100.0	3,923.0	3,937.9
								Inpatient Mental...	1 in 60 mins	0	1	100.0	3,923.0	3,949.9
								Intensive Outpatient	1 in 60 mins	0	1	100.0	3,923.0	3,937.9
								Partial Hospitaliza...	1 in 60 mins	0	1	100.0	3,923.0	3,937.9
								Inpatient MH/SA...	1 in 60 mins	0	1	100.0	3,923.0	3,937.9
					Redwood City	94061	1	Routine Office Ba...	1 in 30 mins	0	1	100.0	3,917.0	3,917.2
								Outpatient Mental...	1 in 30 mins	0	1	100.0	3,920.0	3,935.4
								Inpatient Mental...	1 in 60 mins	0	1	100.0	3,920.0	3,947.2
								Intensive Outpatient	1 in 60 mins	0	1	100.0	3,920.0	3,935.4
								Partial Hospitaliza...	1 in 60 mins	0	1	100.0	3,920.0	3,935.4
								Inpatient MH/SA...	1 in 60 mins	0	1	100.0	3,920.0	3,935.4
	San Mateo	94402	1	Routine Office Ba...				1 in 30 mins	0	1	100.0	3,918.6	3,918.7	
				Outpatient Mental...				1 in 30 mins	0	1	100.0	3,921.6	3,936.7	
				Inpatient Mental...				1 in 60 mins	0	1	100.0	3,921.6	3,948.7	
				Intensive Outpatient				1 in 60 mins	0	1	100.0	3,921.6	3,936.7	
				Partial Hospitaliza...				1 in 60 mins	0	1	100.0	3,921.6	3,936.7	
				Inpatient MH/SA...				1 in 60 mins	0	1	100.0	3,921.6	3,936.7	
	Santa Clara	Cupertino	95014	1	Routine Office Ba...	1 in 30 mins	0	1	100.0	3,324.9	3,324.9			
					Outpatient Mental...	1 in 30 mins	0	1	100.0	3,327.4	3,340.9			
Inpatient Mental...					1 in 60 mins	0	1	100.0	3,327.4	3,350.8				
Intensive Outpatient					1 in 60 mins	0	1	100.0	3,327.4	3,340.9				
Partial Hospitaliza...					1 in 60 mins	0	1	100.0	3,327.4	3,340.9				
Inpatient MH/SA...					1 in 60 mins	0	1	100.0	3,327.4	3,340.9				
Los Altos					94022	1	Routine Office Ba...	1 in 30 mins	0	1	100.0	3,327.3	3,327.4	
							Outpatient Mental...	1 in 30 mins	0	1	100.0	3,329.8	3,343.2	
							Inpatient Mental...	1 in 60 mins	0	1	100.0	3,329.8	3,353.1	
							Intensive Outpatient	1 in 60 mins	0	1	100.0	3,329.8	3,343.2	
Los Gatos	95032	2	Routine Office Ba...	1 in 30 mins	0	2	100.0	3,323.7	3,323.8					
			Outpatient Mental...	1 in 30 mins	0	2	100.0	3,326.2	3,340.0					

Access Detail for All Employees Without Access

June 2022

Created for...
Cigna Payer Solutions Vermont PPO

Access Analysis
VT State Access
Distance Method
Estimated Driving Distance
Employee / Provider Groups
All Employees
Routine Office Based Mental Health and Substance Abuse Services
Outpatient Mental Health/Substance Abuse Services
Inpatient Mental Health
Intensive Outpatient
Partial Hospitalization
Inpatient MH/SA or Residential MH/SA

All Employees											
State Name	County	City	Zip Code	Employee	Provider		Counts	Without Access		Average Time	
				#	Group	Standard	#	#	%	1	2
California	Santa Clara	San Jose	95124	2	Routine Office Ba...	1 in 30 mins	0	2	100.0	3,907.2	3,907.2
					Outpatient Mental...	1 in 30 mins	0	2	100.0	3,910.1	3,926.2
					Inpatient Mental...	1 in 60 mins	0	2	100.0	3,910.1	3,937.8
					Intensive Outpatient	1 in 60 mins	0	2	100.0	3,910.1	3,926.2
					Partial Hospitaliza...	1 in 60 mins	0	2	100.0	3,910.1	3,926.2
					Inpatient MH/SA...	1 in 60 mins	0	2	100.0	3,910.1	3,926.2
		95127	1	Routine Office Ba...	1 in 30 mins	0	1	100.0	3,891.2	3,891.3	
				Outpatient Mental...	1 in 30 mins	0	1	100.0	3,894.2	3,910.0	
				Inpatient Mental...	1 in 60 mins	0	1	100.0	3,894.2	3,921.7	
				Intensive Outpatient	1 in 60 mins	0	1	100.0	3,894.2	3,910.0	
				Partial Hospitaliza...	1 in 60 mins	0	1	100.0	3,894.2	3,910.0	
				Inpatient MH/SA...	1 in 60 mins	0	1	100.0	3,894.2	3,910.0	
	95131	1	Routine Office Ba...	1 in 30 mins	0	1	100.0	3,896.0	3,896.1		
			Outpatient Mental...	1 in 30 mins	0	1	100.0	3,899.0	3,914.8		
				Inpatient Mental...	1 in 60 mins	0	1	100.0	3,899.0	3,926.5	
				Intensive Outpatient	1 in 60 mins	0	1	100.0	3,899.0	3,914.8	
				Partial Hospitaliza...	1 in 60 mins	0	1	100.0	3,899.0	3,914.8	
				Inpatient MH/SA...	1 in 60 mins	0	1	100.0	3,899.0	3,914.8	
		Sunnyvale	94086	1	Routine Office Ba...	1 in 30 mins	0	1	100.0	3,907.3	3,907.4
					Outpatient Mental...	1 in 30 mins	0	1	100.0	3,910.4	3,926.1
					Inpatient Mental...	1 in 60 mins	0	1	100.0	3,910.4	3,937.8
					Intensive Outpatient	1 in 60 mins	0	1	100.0	3,910.4	3,926.1
					Partial Hospitaliza...	1 in 60 mins	0	1	100.0	3,910.4	3,926.1
					Inpatient MH/SA...	1 in 60 mins	0	1	100.0	3,910.4	3,926.1
Santa Cruz	Watsonville	95076	2	Routine Office Ba...	1 in 30 mins	0	2	100.0	3,026.0	3,026.1	
				Outpatient Mental...	1 in 30 mins	0	2	100.0	3,028.2	3,041.5	
				Inpatient Mental...	1 in 60 mins	0	2	100.0	3,028.2	3,050.1	
				Intensive Outpatient	1 in 60 mins	0	2	100.0	3,028.2	3,041.5	
				Partial Hospitaliza...	1 in 60 mins	0	2	100.0	3,028.2	3,041.5	
				Inpatient MH/SA...	1 in 60 mins	0	2	100.0	3,028.2	3,041.5	
	Shasta	Redding	96003	1	Routine Office Ba...	1 in 30 mins	0	1	100.0	2,879.4	2,879.5
					Outpatient Mental...	1 in 30 mins	0	1	100.0	2,882.0	2,886.5
					Inpatient Mental...	1 in 60 mins	0	1	100.0	2,882.0	2,898.4
					Intensive Outpatient	1 in 60 mins	0	1	100.0	2,882.0	2,886.5
					Partial Hospitaliza...	1 in 60 mins	0	1	100.0	2,882.0	2,886.5
					Inpatient MH/SA...	1 in 60 mins	0	1	100.0	2,882.0	2,886.5
Siskiyou	Weed	96094	1	Routine Office Ba...	1 in 30 mins	0	1	100.0	2,841.8	2,842.1	
				Outpatient Mental...	1 in 30 mins	0	1	100.0	2,844.6	2,847.0	
				Inpatient Mental...	1 in 60 mins	0	1	100.0	2,844.6	2,859.6	
				Intensive Outpatient	1 in 60 mins	0	1	100.0	2,844.6	2,847.0	

Access Detail for All Employees Without Access

June 2022

Created for...
Cigna Payer Solutions Vermont PPO

- Access Analysis
- VT State Access
- Distance Method
- Estimated Driving Distance
- Employee / Provider Groups
- All Employees
- Routine Office Based Mental Health and Substance Abuse Services
- Outpatient Mental Health/Substance Abuse Services
- Inpatient Mental Health
- Intensive Outpatient
- Partial Hospitalization
- Inpatient MH/SA or Residential MH/SA

All Employees															
State Name	County	City	Zip Code	Employee	Provider		Counts	Without Access		Average Time					
				#	Group	Standard	#	#	%	1	2				
California	Siskiyou	Weed	96094	1	Partial Hospitaliza...	1 in 60 mins	0	1	100.0	2,844.6	2,847.0				
					Inpatient MH/SA...	1 in 60 mins	0	1	100.0	2,844.6	2,847.0				
	Solano	Vallejo	94591	1	Routine Office Ba...	1 in 30 mins	0	1	100.0	3,293.1	3,293.2				
					Outpatient Mental...	1 in 30 mins	0	1	100.0	3,295.8	3,307.3				
					Inpatient Mental...	1 in 60 mins	0	1	100.0	3,295.8	3,318.0				
					Intensive Outpatient	1 in 60 mins	0	1	100.0	3,295.8	3,307.3				
					Partial Hospitaliza...	1 in 60 mins	0	1	100.0	3,295.8	3,307.3				
					Inpatient MH/SA...	1 in 60 mins	0	1	100.0	3,295.8	3,307.3				
					Sonoma	Forestville	95436	1	Routine Office Ba...	1 in 30 mins	0	1	100.0	3,015.6	3,015.7
									Outpatient Mental...	1 in 30 mins	0	1	100.0	3,018.0	3,027.3
									Inpatient Mental...	1 in 60 mins	0	1	100.0	3,018.0	3,037.5
									Intensive Outpatient	1 in 60 mins	0	1	100.0	3,018.0	3,027.3
	Guerneville	95446	1	Routine Office Ba...	1 in 30 mins	0	1	100.0	3,020.9	3,021.0					
				Outpatient Mental...	1 in 30 mins	0	1	100.0	3,023.3	3,032.7					
				Inpatient Mental...	1 in 60 mins	0	1	100.0	3,023.3	3,042.7					
				Intensive Outpatient	1 in 60 mins	0	1	100.0	3,023.3	3,032.7					
				Partial Hospitaliza...	1 in 60 mins	0	1	100.0	3,023.3	3,032.7					
				Inpatient MH/SA...	1 in 60 mins	0	1	100.0	3,023.3	3,032.7					
				Petaluma	94954	1	Routine Office Ba...	1 in 30 mins	0	1	100.0	3,011.0	3,011.1		
							Outpatient Mental...	1 in 30 mins	0	1	100.0	3,013.4	3,023.3		
							Inpatient Mental...	1 in 60 mins	0	1	100.0	3,013.4	3,033.2		
							Intensive Outpatient	1 in 60 mins	0	1	100.0	3,013.4	3,023.3		
							Partial Hospitaliza...	1 in 60 mins	0	1	100.0	3,013.4	3,023.3		
							Inpatient MH/SA...	1 in 60 mins	0	1	100.0	3,013.4	3,023.3		
	Santa Rosa	95403	1	Routine Office Ba...	1 in 30 mins	0	1	100.0	3,308.1	3,308.1					
				Outpatient Mental...	1 in 30 mins	0	1	100.0	3,310.8	3,321.1					
				Inpatient Mental...	1 in 60 mins	0	1	100.0	3,310.8	3,332.1					
				Intensive Outpatient	1 in 60 mins	0	1	100.0	3,310.8	3,321.1					
Partial Hospitaliza...				1 in 60 mins	0	1	100.0	3,310.8	3,321.1						
Inpatient MH/SA...				1 in 60 mins	0	1	100.0	3,310.8	3,321.1						
Sebastopol	95472	2	Routine Office Ba...	1 in 30 mins	0	2	100.0	3,017.0	3,017.1						
			Outpatient Mental...	1 in 30 mins	0	2	100.0	3,019.4	3,029.0						
			Inpatient Mental...	1 in 60 mins	0	2	100.0	3,019.4	3,039.0						
			Intensive Outpatient	1 in 60 mins	0	2	100.0	3,019.4	3,029.0						
			Partial Hospitaliza...	1 in 60 mins	0	2	100.0	3,019.4	3,029.0						
			Inpatient MH/SA...	1 in 60 mins	0	2	100.0	3,019.4	3,029.0						
Sonoma	95476	1	Routine Office Ba...	1 in 30 mins	0	1	100.0	2,999.8	3,000.0						
			Outpatient Mental...	1 in 30 mins	0	1	100.0	3,002.2	3,012.2						

Access Detail for All Employees Without Access

June 2022

Created for...
Cigna Payer Solutions Vermont PPO

Access Analysis
VT State Access

Distance Method
Estimated Driving Distance

Employee / Provider Groups
All Employees
Routine Office Based Mental Health and Substance Abuse Services
Outpatient Mental Health/Substance Abuse Services
Inpatient Mental Health
Intensive Outpatient
Partial Hospitalization
Inpatient MH/SA or Residential MH/SA

All Employees															
State Name	County	City	Zip Code	Employee	Provider		Counts	Without Access		Average Time					
				#	Group	Standard	#	#	%	1	2				
California	Sonoma	Sonoma	95476	1	Inpatient Mental...	1 in 60 mins	0	1	100.0	3,002.2	3,022.0				
					Intensive Outpatient	1 in 60 mins	0	1	100.0	3,002.2	3,012.2				
					Partial Hospitaliza...	1 in 60 mins	0	1	100.0	3,002.2	3,012.2				
					Inpatient MH/SA...	1 in 60 mins	0	1	100.0	3,002.2	3,012.2				
					Windsor	95492	Routine Office Ba...	1 in 30 mins	0	1	100.0	3,308.5	3,308.6		
							Outpatient Mental...	1 in 30 mins	0	1	100.0	3,311.1	3,321.3		
	Stanislaus	Turlock	95381	1	Inpatient Mental...	1 in 60 mins	0	1	100.0	3,311.1	3,332.5				
					Intensive Outpatient	1 in 60 mins	0	1	100.0	3,311.1	3,321.3				
					Partial Hospitaliza...	1 in 60 mins	0	1	100.0	3,311.1	3,321.3				
					Inpatient MH/SA...	1 in 60 mins	0	1	100.0	3,311.1	3,321.3				
					Routine Office Ba...	1 in 30 mins	0	1	100.0	2,941.3	2,941.4				
					Outpatient Mental...	1 in 30 mins	0	1	100.0	2,943.7	2,955.9				
					Inpatient Mental...	1 in 60 mins	0	1	100.0	2,943.7	2,964.8				
					Intensive Outpatient	1 in 60 mins	0	1	100.0	2,943.7	2,955.9				
					Partial Hospitaliza...	1 in 60 mins	0	1	100.0	2,943.7	2,955.9				
					Inpatient MH/SA...	1 in 60 mins	0	1	100.0	2,943.7	2,955.9				
					95382			1	Routine Office Ba...	1 in 30 mins	0	1	100.0	3,805.5	3,805.6
									Outpatient Mental...	1 in 30 mins	0	1	100.0	3,808.5	3,824.3
Inpatient Mental...	1 in 60 mins	0	1	100.0					3,808.5	3,835.9					
Intensive Outpatient	1 in 60 mins	0	1	100.0					3,808.5	3,824.3					
Partial Hospitaliza...	1 in 60 mins	0	1	100.0					3,808.5	3,824.3					
Inpatient MH/SA...	1 in 60 mins	0	1	100.0					3,808.5	3,824.3					
Ventura	Thousand O...	91360	1	Routine Office Ba...	1 in 30 mins	0	1	100.0	3,284.8	3,285.0					
				Outpatient Mental...	1 in 30 mins	0	1	100.0	3,287.1	3,309.4					
				Inpatient Mental...	1 in 60 mins	0	1	100.0	3,287.1	3,315.9					
				Intensive Outpatient	1 in 60 mins	0	1	100.0	3,287.1	3,309.4					
				Partial Hospitaliza...	1 in 60 mins	0	1	100.0	3,287.1	3,309.4					
				Inpatient MH/SA...	1 in 60 mins	0	1	100.0	3,287.1	3,309.4					
Colorado	Adams	Denver	80229	1	Routine Office Ba...	1 in 30 mins	0	1	100.0	2,448.8	2,448.9				
					Outpatient Mental...	1 in 30 mins	0	1	100.0	2,451.8	2,466.7				
					Inpatient Mental...	1 in 60 mins	0	1	100.0	2,451.8	2,477.9				
					Intensive Outpatient	1 in 60 mins	0	1	100.0	2,451.8	2,466.7				
					Partial Hospitaliza...	1 in 60 mins	0	1	100.0	2,451.8	2,466.7				
					Inpatient MH/SA...	1 in 60 mins	0	1	100.0	2,451.8	2,466.7				
	Arapahoe	Aurora	80013	1	Routine Office Ba...	1 in 30 mins	0	1	100.0	2,443.7	2,443.9				
					Outpatient Mental...	1 in 30 mins	0	1	100.0	2,446.7	2,462.6				
					Inpatient Mental...	1 in 60 mins	0	1	100.0	2,446.7	2,473.2				
					Intensive Outpatient	1 in 60 mins	0	1	100.0	2,446.7	2,462.6				
					Partial Hospitaliza...	1 in 60 mins	0	1	100.0	2,446.7	2,462.6				
					Inpatient MH/SA...	1 in 60 mins	0	1	100.0	2,446.7	2,462.6				

Access Detail for All Employees Without Access

June 2022

Created for...
Cigna Payer Solutions Vermont PPO

Access Analysis
VT State Access

Distance Method
Estimated Driving Distance

Employee / Provider Groups
All Employees
Routine Office Based Mental Health and Substance Abuse Services
Outpatient Mental Health/Substance Abuse Services
Inpatient Mental Health
Intensive Outpatient
Partial Hospitalization
Inpatient MH/SA or Residential MH/SA

All Employees													
State Name	County	City	Zip Code	Employee	Provider		Counts	Without Access		Average Time			
				#	Group	Standard	#	#	%	1	2		
Colorado	Arapahoe	Denver	80247	1	Routine Office Ba...	1 in 30 mins	0	1	100.0	2,450.1	2,450.2		
					Outpatient Mental...	1 in 30 mins	0	1	100.0	2,453.0	2,468.7		
					Inpatient Mental...	1 in 60 mins	0	1	100.0	2,453.0	2,479.6		
					Intensive Outpatient	1 in 60 mins	0	1	100.0	2,453.0	2,468.7		
					Partial Hospitaliza...	1 in 60 mins	0	1	100.0	2,453.0	2,468.7		
					Inpatient MH/SA...	1 in 60 mins	0	1	100.0	2,453.0	2,468.7		
			Boulder	Boulder	80302	1	Routine Office Ba...	1 in 30 mins	0	1	100.0	1,905.4	1,905.6
						Outpatient Mental...	1 in 30 mins	0	1	100.0	1,907.7	1,918.5	
						Inpatient Mental...	1 in 60 mins	0	1	100.0	1,907.7	1,927.5	
						Intensive Outpatient	1 in 60 mins	0	1	100.0	1,907.7	1,918.5	
						Partial Hospitaliza...	1 in 60 mins	0	1	100.0	1,907.7	1,918.5	
						Inpatient MH/SA...	1 in 60 mins	0	1	100.0	1,907.7	1,918.5	
		Lyons	Louisville	80027	1	Routine Office Ba...	1 in 30 mins	0	1	100.0	1,902.5	1,902.6	
					Outpatient Mental...	1 in 30 mins	0	1	100.0	1,904.8	1,915.7		
					Inpatient Mental...	1 in 60 mins	0	1	100.0	1,904.8	1,924.5		
					Intensive Outpatient	1 in 60 mins	0	1	100.0	1,904.8	1,915.7		
					Partial Hospitaliza...	1 in 60 mins	0	1	100.0	1,904.8	1,915.7		
					Inpatient MH/SA...	1 in 60 mins	0	1	100.0	1,904.8	1,915.7		
		Chaffee	Salida	81201	1	Routine Office Ba...	1 in 30 mins	0	1	100.0	1,898.6	1,898.7	
					Outpatient Mental...	1 in 30 mins	0	1	100.0	1,901.0	1,910.9		
					Inpatient Mental...	1 in 60 mins	0	1	100.0	1,901.0	1,920.1		
					Intensive Outpatient	1 in 60 mins	0	1	100.0	1,901.0	1,910.9		
					Partial Hospitaliza...	1 in 60 mins	0	1	100.0	1,901.0	1,910.9		
					Inpatient MH/SA...	1 in 60 mins	0	1	100.0	1,901.0	1,910.9		
	Denver	Denver	80202	1	Routine Office Ba...	1 in 30 mins	0	1	100.0	2,006.0	2,006.1		
				Outpatient Mental...	1 in 30 mins	0	1	100.0	2,008.2	2,023.8			
				Inpatient Mental...	1 in 60 mins	0	1	100.0	2,008.2	2,030.9			
				Intensive Outpatient	1 in 60 mins	0	1	100.0	2,008.2	2,023.8			
				Partial Hospitaliza...	1 in 60 mins	0	1	100.0	2,008.2	2,023.8			
				Inpatient MH/SA...	1 in 60 mins	0	1	100.0	2,008.2	2,023.8			
				1	Routine Office Ba...	1 in 30 mins	0	1	100.0	2,456.1	2,456.1		
					Outpatient Mental...	1 in 30 mins	0	1	100.0	2,459.0	2,474.4		
					Inpatient Mental...	1 in 60 mins	0	1	100.0	2,459.0	2,485.4		
					Intensive Outpatient	1 in 60 mins	0	1	100.0	2,459.0	2,474.4		

Access Detail for All Employees Without Access

June 2022

Created for...
Cigna Payer Solutions Vermont PPO

- Access Analysis
- VT State Access
- Distance Method
- Estimated Driving Distance
- Employee / Provider Groups
- All Employees
- Routine Office Based Mental Health and Substance Abuse Services
- Outpatient Mental Health/Substance Abuse Services
- Inpatient Mental Health
- Intensive Outpatient
- Partial Hospitalization
- Inpatient MH/SA or Residential MH/SA

All Employees														
State Name	County	City	Zip Code	Employee	Provider		Counts	Without Access		Average Time				
				#	Group	Standard	#	#	%	1	2			
Colorado	Eagle	Edwards	81632	3	Inpatient Mental...	1 in 60 mins	0	3	100.0	1,998.8	2,019.0			
					Intensive Outpatient	1 in 60 mins	0	3	100.0	1,998.8	2,010.3			
					Partial Hospitaliza...	1 in 60 mins	0	3	100.0	1,998.8	2,010.3			
				El Paso	Colorado Spr...	80919	1	Inpatient MH/SA...	1 in 60 mins	0	3	100.0	1,998.8	2,010.3
								Routine Office Ba...	1 in 30 mins	0	1	100.0	2,112.4	2,112.4
								Outpatient Mental...	1 in 30 mins	0	1	100.0	2,114.7	2,131.2
	80920						1	Inpatient Mental...	1 in 60 mins	0	1	100.0	2,114.7	2,139.2
								Intensive Outpatient	1 in 60 mins	0	1	100.0	2,114.7	2,131.2
								Partial Hospitaliza...	1 in 60 mins	0	1	100.0	2,114.7	2,131.2
				80923			1	Inpatient MH/SA...	1 in 60 mins	0	1	100.0	2,114.7	2,131.2
								Routine Office Ba...	1 in 30 mins	0	1	100.0	2,478.2	2,478.2
								Outpatient Mental...	1 in 30 mins	0	1	100.0	2,481.0	2,500.2
	80817	Fountain	80817				1	Inpatient Mental...	1 in 60 mins	0	1	100.0	2,481.0	2,509.5
								Intensive Outpatient	1 in 60 mins	0	1	100.0	2,481.0	2,500.2
								Partial Hospitaliza...	1 in 60 mins	0	1	100.0	2,481.0	2,500.2
				80817	Fountain	80817	1	Inpatient MH/SA...	1 in 60 mins	0	1	100.0	2,481.0	2,500.2
								Routine Office Ba...	1 in 30 mins	0	1	100.0	2,474.9	2,475.1
								Outpatient Mental...	1 in 30 mins	0	1	100.0	2,477.7	2,497.2
	80817	Fountain	80817				1	Inpatient Mental...	1 in 60 mins	0	1	100.0	2,477.7	2,506.5
								Intensive Outpatient	1 in 60 mins	0	1	100.0	2,477.7	2,497.2
								Partial Hospitaliza...	1 in 60 mins	0	1	100.0	2,477.7	2,497.2
				80817	Fountain	80817	1	Inpatient MH/SA...	1 in 60 mins	0	1	100.0	2,477.7	2,497.2
								Routine Office Ba...	1 in 30 mins	0	1	100.0	1,920.7	1,920.8
								Outpatient Mental...	1 in 30 mins	0	1	100.0	1,922.9	1,938.8
80817	Fountain	80817	1				Inpatient Mental...	1 in 60 mins	0	1	100.0	1,922.9	1,945.6	
							Intensive Outpatient	1 in 60 mins	0	1	100.0	1,922.9	1,938.8	
							Partial Hospitaliza...	1 in 60 mins	0	1	100.0	1,922.9	1,938.8	
			80817	Fountain	80817	1	Inpatient MH/SA...	1 in 60 mins	0	1	100.0	1,922.9	1,938.8	
							Routine Office Ba...	1 in 30 mins	0	1	100.0	1,998.3	1,998.4	
							Outpatient Mental...	1 in 30 mins	0	1	100.0	2,000.4	2,016.5	
80817	Fountain	80817				1	Inpatient Mental...	1 in 60 mins	0	1	100.0	2,000.4	2,023.4	
							Intensive Outpatient	1 in 60 mins	0	1	100.0	2,000.4	2,016.5	
							Partial Hospitaliza...	1 in 60 mins	0	1	100.0	2,000.4	2,016.5	
			80817	Fountain	80817	1	Inpatient MH/SA...	1 in 60 mins	0	1	100.0	2,000.4	2,016.5	
							Routine Office Ba...	1 in 30 mins	0	1	100.0	2,041.7	2,041.8	
							Outpatient Mental...	1 in 30 mins	0	1	100.0	2,044.0	2,056.1	
80817	Fountain	80817				1	Inpatient Mental...	1 in 60 mins	0	1	100.0	2,044.0	2,064.6	
							Intensive Outpatient	1 in 60 mins	0	1	100.0	2,044.0	2,056.1	
							Partial Hospitaliza...	1 in 60 mins	0	1	100.0	2,044.0	2,056.1	
			80817	Fountain	80817	1	Inpatient MH/SA...	1 in 60 mins	0	1	100.0	2,044.0	2,056.1	
							Routine Office Ba...	1 in 30 mins	0	1	100.0	2,044.0	2,056.1	
							Outpatient Mental...	1 in 30 mins	0	1	100.0	2,044.0	2,056.1	

Access Detail for All Employees Without Access

June 2022

Created for...
Cigna Payer Solutions Vermont PPO

- Access Analysis
- VT State Access
- Distance Method
- Estimated Driving Distance
- Employee / Provider Groups
- All Employees
- Routine Office Based Mental Health and Substance Abuse Services
- Outpatient Mental Health/Substance Abuse Services
- Inpatient Mental Health
- Intensive Outpatient
- Partial Hospitalization
- Inpatient MH/SA or Residential MH/SA

All Employees												
State Name	County	City	Zip Code	Employee	Provider		Counts	Without Access		Average Time		
				#	Group	Standard	#	#	%	1	2	
Colorado	Jefferson	Littleton	80127	1	Routine Office Ba...	1 in 30 mins	0	1	100.0	1,912.2	1,912.3	
					Outpatient Mental...	1 in 30 mins	0	1	100.0	1,914.5	1,926.8	
					Inpatient Mental...	1 in 60 mins	0	1	100.0	1,914.5	1,935.1	
					Intensive Outpatient	1 in 60 mins	0	1	100.0	1,914.5	1,926.8	
					Partial Hospitaliza...	1 in 60 mins	0	1	100.0	1,914.5	1,926.8	
					Inpatient MH/SA...	1 in 60 mins	0	1	100.0	1,914.5	1,926.8	
			80128		1	Routine Office Ba...	1 in 30 mins	0	1	100.0	2,470.7	2,470.8
				Outpatient Mental...	1 in 30 mins	0	1	100.0	2,473.5	2,489.7		
				Inpatient Mental...	1 in 60 mins	0	1	100.0	2,473.5	2,500.3		
				Intensive Outpatient	1 in 60 mins	0	1	100.0	2,473.5	2,489.7		
				Partial Hospitaliza...	1 in 60 mins	0	1	100.0	2,473.5	2,489.7		
				Inpatient MH/SA...	1 in 60 mins	0	1	100.0	2,473.5	2,489.7		
		Wheat Ridge	80033	1	Routine Office Ba...	1 in 30 mins	0	1	100.0	2,093.1	2,093.2	
				Outpatient Mental...	1 in 30 mins	0	1	100.0	2,095.6	2,108.6		
				Inpatient Mental...	1 in 60 mins	0	1	100.0	2,095.6	2,118.0		
				Intensive Outpatient	1 in 60 mins	0	1	100.0	2,095.6	2,108.6		
				Partial Hospitaliza...	1 in 60 mins	0	1	100.0	2,095.6	2,108.6		
				Inpatient MH/SA...	1 in 60 mins	0	1	100.0	2,095.6	2,108.6		
		La Plata	Durango	81301	1	Routine Office Ba...	1 in 30 mins	0	1	100.0	2,165.0	2,165.1
					Outpatient Mental...	1 in 30 mins	0	1	100.0	2,167.0	2,185.5	
					Inpatient Mental...	1 in 60 mins	0	1	100.0	2,167.0	2,191.5	
					Intensive Outpatient	1 in 60 mins	0	1	100.0	2,167.0	2,185.5	
					Partial Hospitaliza...	1 in 60 mins	0	1	100.0	2,167.0	2,185.5	
					Inpatient MH/SA...	1 in 60 mins	0	1	100.0	2,167.0	2,185.5	
	Larimer	Fort Collins	80521	1	Routine Office Ba...	1 in 30 mins	0	1	100.0	2,061.4	2,061.4	
				Outpatient Mental...	1 in 30 mins	0	1	100.0	2,064.1	2,073.6		
				Inpatient Mental...	1 in 60 mins	0	1	100.0	2,064.1	2,084.4		
				Intensive Outpatient	1 in 60 mins	0	1	100.0	2,064.1	2,073.6		
				Partial Hospitaliza...	1 in 60 mins	0	1	100.0	2,064.1	2,073.6		
				Inpatient MH/SA...	1 in 60 mins	0	1	100.0	2,064.1	2,073.6		
		80526		1	Routine Office Ba...	1 in 30 mins	0	1	100.0	2,063.6	2,063.7	
			Outpatient Mental...	1 in 30 mins	0	1	100.0	2,066.2	2,076.1			
			Inpatient Mental...	1 in 60 mins	0	1	100.0	2,066.2	2,086.6			
			Intensive Outpatient	1 in 60 mins	0	1	100.0	2,066.2	2,076.1			
			Partial Hospitaliza...	1 in 60 mins	0	1	100.0	2,066.2	2,076.1			
			Inpatient MH/SA...	1 in 60 mins	0	1	100.0	2,066.2	2,076.1			
	Montrose	Montrose	81401	1	Routine Office Ba...	1 in 30 mins	0	1	100.0	2,117.0	2,117.1	
				Outpatient Mental...	1 in 30 mins	0	1	100.0	2,119.2	2,134.0		
				Inpatient Mental...	1 in 60 mins	0	1	100.0	2,119.2	2,141.4		
				Intensive Outpatient	1 in 60 mins	0	1	100.0	2,119.2	2,134.0		

Access Detail for All Employees Without Access

June 2022

Created for...
Cigna Payer Solutions Vermont PPO

- Access Analysis
- VT State Access
- Distance Method
- Estimated Driving Distance
- Employee / Provider Groups
- All Employees
- Routine Office Based Mental Health and Substance Abuse Services
- Outpatient Mental Health/Substance Abuse Services
- Inpatient Mental Health
- Intensive Outpatient
- Partial Hospitalization
- Inpatient MH/SA or Residential MH/SA

All Employees													
State Name	County	City	Zip Code	Employee	Provider		Counts	Without Access		Average Time			
				#	Group	Standard	#	#	%	1	2		
Colorado	Montrose	Montrose	81401	1	Partial Hospitaliza...	1 in 60 mins	0	1	100.0	2,119.2	2,134.0		
					Inpatient MH/SA...	1 in 60 mins	0	1	100.0	2,119.2	2,134.0		
	Pitkin	Aspen	81611	3	Routine Office Ba...	1 in 30 mins	0	3	100.0	2,027.4	2,027.4		
					Outpatient Mental...	1 in 30 mins	0	3	100.0	2,029.6	2,042.6		
					Inpatient Mental...	1 in 60 mins	0	3	100.0	2,029.6	2,050.6		
					Intensive Outpatient	1 in 60 mins	0	3	100.0	2,029.6	2,042.6		
					Partial Hospitaliza...	1 in 60 mins	0	3	100.0	2,029.6	2,042.6		
					Inpatient MH/SA...	1 in 60 mins	0	3	100.0	2,029.6	2,042.6		
				Snowmass V...	81615	2	Routine Office Ba...	1 in 30 mins	0	2	100.0	2,033.0	2,033.1
							Outpatient Mental...	1 in 30 mins	0	2	100.0	2,035.3	2,048.1
							Inpatient Mental...	1 in 60 mins	0	2	100.0	2,035.3	2,056.3
							Intensive Outpatient	1 in 60 mins	0	2	100.0	2,035.3	2,048.1
							Partial Hospitaliza...	1 in 60 mins	0	2	100.0	2,035.3	2,048.1
							Inpatient MH/SA...	1 in 60 mins	0	2	100.0	2,035.3	2,048.1
	Routt	Steamboat S...	80477	1	Routine Office Ba...	1 in 30 mins	0	1	100.0	1,977.9	1,977.9		
					Outpatient Mental...	1 in 30 mins	0	1	100.0	1,980.3	1,988.7		
					Inpatient Mental...	1 in 60 mins	0	1	100.0	1,980.3	1,998.6		
					Intensive Outpatient	1 in 60 mins	0	1	100.0	1,980.3	1,988.7		
					Partial Hospitaliza...	1 in 60 mins	0	1	100.0	1,980.3	1,988.7		
					Inpatient MH/SA...	1 in 60 mins	0	1	100.0	1,980.3	1,988.7		
				80487		1	Routine Office Ba...	1 in 30 mins	0	1	100.0	1,978.6	1,978.6
							Outpatient Mental...	1 in 30 mins	0	1	100.0	1,981.0	1,989.6
							Inpatient Mental...	1 in 60 mins	0	1	100.0	1,981.0	1,999.4
							Intensive Outpatient	1 in 60 mins	0	1	100.0	1,981.0	1,989.6
						Partial Hospitaliza...	1 in 60 mins	0	1	100.0	1,981.0	1,989.6	
						Inpatient MH/SA...	1 in 60 mins	0	1	100.0	1,981.0	1,989.6	
Saguache	Crestone	81131	1	Routine Office Ba...	1 in 30 mins	0	1	100.0	2,010.4	2,010.5			
				Outpatient Mental...	1 in 30 mins	0	1	100.0	2,012.5	2,030.2			
				Inpatient Mental...	1 in 60 mins	0	1	100.0	2,012.5	2,036.4			
				Intensive Outpatient	1 in 60 mins	0	1	100.0	2,012.5	2,030.2			
				Partial Hospitaliza...	1 in 60 mins	0	1	100.0	2,012.5	2,030.2			
				Inpatient MH/SA...	1 in 60 mins	0	1	100.0	2,012.5	2,030.2			
Summit	Breckenridge	80424	1	Routine Office Ba...	1 in 30 mins	0	1	100.0	1,969.4	1,969.4			
				Outpatient Mental...	1 in 30 mins	0	1	100.0	1,971.6	1,984.0			
				Inpatient Mental...	1 in 60 mins	0	1	100.0	1,971.6	1,992.3			
				Intensive Outpatient	1 in 60 mins	0	1	100.0	1,971.6	1,984.0			
				Partial Hospitaliza...	1 in 60 mins	0	1	100.0	1,971.6	1,984.0			
				Inpatient MH/SA...	1 in 60 mins	0	1	100.0	1,971.6	1,984.0			
Connecticut	Fairfield	Bridgeport	06606	1	Routine Office Ba...	1 in 30 mins	0	1	100.0	161.6	162.3		
					Outpatient Mental...	1 in 30 mins	0	1	100.0	166.1	168.2		

Access Detail for All Employees Without Access

June 2022

Created for...
Cigna Payer Solutions Vermont PPO

Access Analysis
VT State Access

Distance Method
Estimated Driving Distance

Employee / Provider Groups
All Employees
Routine Office Based Mental Health and Substance Abuse Services
Outpatient Mental Health/Substance Abuse Services
Inpatient Mental Health
Intensive Outpatient
Partial Hospitalization
Inpatient MH/SA or Residential MH/SA

All Employees												
State Name	County	City	Zip Code	Employee	Provider		Counts	Without Access		Average Time		
				#	Group	Standard	#	#	%	1	2	
Connecticut	Fairfield	Bridgeport	06606	1	Inpatient Mental...	1 in 60 mins	0	1	100.0	166.1	168.2	
					Intensive Outpatient	1 in 60 mins	0	1	100.0	166.1	168.2	
					Partial Hospitaliza...	1 in 60 mins	0	1	100.0	166.1	168.2	
					Inpatient MH/SA...	1 in 60 mins	0	1	100.0	166.1	168.2	
					Routine Office Ba...	1 in 30 mins	0	1	100.0	155.0	155.0	
					Outpatient Mental...	1 in 30 mins	0	1	100.0	156.0	163.5	
			Cos Cob	06807	1	Inpatient Mental...	1 in 60 mins	0	1	100.0	156.0	163.5
					Intensive Outpatient	1 in 60 mins	0	1	100.0	156.0	163.5	
					Partial Hospitaliza...	1 in 60 mins	0	1	100.0	156.0	163.5	
					Inpatient MH/SA...	1 in 60 mins	0	1	100.0	156.0	163.5	
					Routine Office Ba...	1 in 30 mins	0	1	100.0	125.7	125.7	
					Outpatient Mental...	1 in 30 mins	0	1	100.0	126.7	134.0	
		Danbury	06810	1	Inpatient Mental...	1 in 60 mins	0	1	100.0	126.7	134.0	
				Intensive Outpatient	1 in 60 mins	0	1	100.0	126.7	134.0		
				Partial Hospitaliza...	1 in 60 mins	0	1	100.0	126.7	134.0		
				Inpatient MH/SA...	1 in 60 mins	0	1	100.0	126.7	134.0		
				Routine Office Ba...	1 in 30 mins	0	1	100.0	124.4	124.4		
				Outpatient Mental...	1 in 30 mins	0	1	100.0	125.4	133.2		
		Darien	06820	1	Inpatient Mental...	1 in 60 mins	0	1	100.0	125.4	133.2	
				Intensive Outpatient	1 in 60 mins	0	1	100.0	125.4	133.2		
				Partial Hospitaliza...	1 in 60 mins	0	1	100.0	125.4	133.2		
				Inpatient MH/SA...	1 in 60 mins	0	1	100.0	125.4	133.2		
				Routine Office Ba...	1 in 30 mins	0	1	100.0	152.5	152.5		
				Outpatient Mental...	1 in 30 mins	0	1	100.0	153.4	159.3		
	Fairfield	06824	6	Inpatient Mental...	1 in 60 mins	0	1	100.0	153.4	159.3		
			Intensive Outpatient	1 in 60 mins	0	1	100.0	153.4	159.3			
			Partial Hospitaliza...	1 in 60 mins	0	1	100.0	153.4	159.3			
			Inpatient MH/SA...	1 in 60 mins	0	1	100.0	153.4	159.3			
			Routine Office Ba...	1 in 30 mins	0	6	100.0	142.8	143.1			
			Outpatient Mental...	1 in 30 mins	0	6	100.0	145.9	148.4			
	Fairfield	06825	1	Inpatient Mental...	1 in 60 mins	0	6	100.0	145.9	148.4		
			Intensive Outpatient	1 in 60 mins	0	6	100.0	145.9	148.4			
			Partial Hospitaliza...	1 in 60 mins	0	6	100.0	145.9	148.4			
			Inpatient MH/SA...	1 in 60 mins	0	6	100.0	145.9	148.4			
			Routine Office Ba...	1 in 30 mins	0	1	100.0	164.6	165.1			
			Outpatient Mental...	1 in 30 mins	0	1	100.0	168.5	171.2			
				1	Inpatient Mental...	1 in 60 mins	0	1	100.0	168.5	171.2	
				1	Intensive Outpatient	1 in 60 mins	0	1	100.0	168.5	171.2	
				1	Partial Hospitaliza...	1 in 60 mins	0	1	100.0	168.5	171.2	
				1	Inpatient MH/SA...	1 in 60 mins	0	1	100.0	168.5	171.2	

Access Detail for All Employees Without Access

June 2022

Created for...
Cigna Payer Solutions Vermont PPO

Access Analysis
VT State Access

Distance Method
Estimated Driving Distance

Employee / Provider Groups
All Employees
Routine Office Based Mental Health and Substance Abuse Services
Outpatient Mental Health/Substance Abuse Services
Inpatient Mental Health
Intensive Outpatient
Partial Hospitalization
Inpatient MH/SA or Residential MH/SA

All Employees												
State Name	County	City	Zip Code	Employee	Provider		Counts	Without Access		Average Time		
				#	Group	Standard	#	#	%	1	2	
Connecticut	Fairfield	Greenwich	06830	2	Routine Office Ba...	1 in 30 mins	0	2	100.0	157.5	157.5	
					Outpatient Mental...	1 in 30 mins	0	2	100.0	158.5	166.5	
					Inpatient Mental...	1 in 60 mins	0	2	100.0	158.5	166.5	
					Intensive Outpatient	1 in 60 mins	0	2	100.0	158.5	166.5	
					Partial Hospitaliza...	1 in 60 mins	0	2	100.0	158.5	166.5	
					Inpatient MH/SA...	1 in 60 mins	0	2	100.0	158.5	166.5	
					Routine Office Ba...	1 in 30 mins	0	2	100.0	141.6	141.6	
					Outpatient Mental...	1 in 30 mins	0	2	100.0	142.4	150.1	
			New Canaan	06840		Inpatient Mental...	1 in 60 mins	0	2	100.0	142.4	150.1
					Intensive Outpatient	1 in 60 mins	0	2	100.0	142.4	150.1	
					Partial Hospitaliza...	1 in 60 mins	0	2	100.0	142.4	150.1	
					Inpatient MH/SA...	1 in 60 mins	0	2	100.0	142.4	150.1	
					Routine Office Ba...	1 in 30 mins	0	1	100.0	132.9	132.9	
					Outpatient Mental...	1 in 30 mins	0	1	100.0	133.8	139.7	
					Inpatient Mental...	1 in 60 mins	0	1	100.0	133.8	139.7	
					Intensive Outpatient	1 in 60 mins	0	1	100.0	133.8	139.7	
			New Fairfield	06812		Partial Hospitaliza...	1 in 60 mins	0	1	100.0	133.8	139.7
					Routine Office Ba...	1 in 30 mins	0	1	100.0	108.1	108.1	
					Outpatient Mental...	1 in 30 mins	0	1	100.0	108.9	117.3	
					Inpatient Mental...	1 in 60 mins	0	1	100.0	108.9	117.3	
					Intensive Outpatient	1 in 60 mins	0	1	100.0	108.9	117.3	
					Partial Hospitaliza...	1 in 60 mins	0	1	100.0	108.9	117.3	
					Inpatient MH/SA...	1 in 60 mins	0	1	100.0	108.9	117.3	
					Routine Office Ba...	1 in 30 mins	0	1	100.0	111.9	112.5	
	Newtown	06470		Outpatient Mental...	1 in 30 mins	0	1	100.0	113.5	117.7		
			Inpatient Mental...	1 in 60 mins	0	1	100.0	113.5	117.7			
			Intensive Outpatient	1 in 60 mins	0	1	100.0	113.5	117.7			
			Partial Hospitaliza...	1 in 60 mins	0	1	100.0	113.5	117.7			
			Inpatient MH/SA...	1 in 60 mins	0	1	100.0	113.5	117.7			
			Routine Office Ba...	1 in 30 mins	0	4	100.0	148.3	148.4			
			Outpatient Mental...	1 in 30 mins	0	4	100.0	149.4	154.6			
			Inpatient Mental...	1 in 60 mins	0	4	100.0	149.4	154.6			
	Norwalk	06850		Intensive Outpatient	1 in 60 mins	0	4	100.0	149.4	154.6		
			Partial Hospitaliza...	1 in 60 mins	0	4	100.0	149.4	154.6			
			Inpatient MH/SA...	1 in 60 mins	0	4	100.0	149.4	154.6			
			Routine Office Ba...	1 in 30 mins	0	4	100.0	149.4	154.6			
			Outpatient Mental...	1 in 30 mins	0	4	100.0	149.4	154.6			
			Inpatient MH/SA...	1 in 60 mins	0	3	100.0	179.4	179.7			
			Routine Office Ba...	1 in 30 mins	0	3	100.0	180.8	186.7			
			Outpatient Mental...	1 in 30 mins	0	3	100.0	180.8	186.7			
		06853		Inpatient Mental...	1 in 60 mins	0	3	100.0	180.8	186.7		
				Intensive Outpatient	1 in 60 mins	0	3	100.0	180.8	186.7		

Access Detail for All Employees Without Access

June 2022

Created for...
Cigna Payer Solutions Vermont PPO

- Access Analysis
- VT State Access
- Distance Method
- Estimated Driving Distance
- Employee / Provider Groups
- All Employees
- Routine Office Based Mental Health and Substance Abuse Services
- Outpatient Mental Health/Substance Abuse Services
- Inpatient Mental Health
- Intensive Outpatient
- Partial Hospitalization
- Inpatient MH/SA or Residential MH/SA

All Employees													
State Name	County	City	Zip Code	Employee	Provider		Counts	Without Access		Average Time			
				#	Group	Standard	#	#	%	1	2		
Connecticut	Fairfield	Norwalk	06853	3	Partial Hospitaliza...	1 in 60 mins	0	3	100.0	180.8	186.7		
					Inpatient MH/SA...	1 in 60 mins	0	3	100.0	180.8	186.7		
				06854	3	Routine Office Ba...	1 in 30 mins	0	3	100.0	176.8	177.3	
						Outpatient Mental...	1 in 30 mins	0	3	100.0	178.4	184.3	
						Inpatient Mental...	1 in 60 mins	0	3	100.0	178.4	184.3	
						Intensive Outpatient	1 in 60 mins	0	3	100.0	178.4	184.3	
						Partial Hospitaliza...	1 in 60 mins	0	3	100.0	178.4	184.3	
						Inpatient MH/SA...	1 in 60 mins	0	3	100.0	178.4	184.3	
					06855	3	Routine Office Ba...	1 in 30 mins	0	3	100.0	175.9	176.1
							Outpatient Mental...	1 in 30 mins	0	3	100.0	177.6	183.1
							Inpatient Mental...	1 in 60 mins	0	3	100.0	177.6	183.1
							Intensive Outpatient	1 in 60 mins	0	3	100.0	177.6	183.1
							Partial Hospitaliza...	1 in 60 mins	0	3	100.0	177.6	183.1
							Inpatient MH/SA...	1 in 60 mins	0	3	100.0	177.6	183.1
				Old Greenwich	06870	1	Routine Office Ba...	1 in 30 mins	0	1	100.0	184.6	184.6
							Outpatient Mental...	1 in 30 mins	0	1	100.0	185.7	193.9
							Inpatient Mental...	1 in 60 mins	0	1	100.0	185.7	193.9
							Intensive Outpatient	1 in 60 mins	0	1	100.0	185.7	193.9
							Partial Hospitaliza...	1 in 60 mins	0	1	100.0	185.7	193.9
							Inpatient MH/SA...	1 in 60 mins	0	1	100.0	185.7	193.9
				Redding Cen...	06875	1	Routine Office Ba...	1 in 30 mins	0	1	100.0	120.3	120.5
							Outpatient Mental...	1 in 30 mins	0	1	100.0	121.4	126.3
							Inpatient Mental...	1 in 60 mins	0	1	100.0	121.4	126.3
							Intensive Outpatient	1 in 60 mins	0	1	100.0	121.4	126.3
							Partial Hospitaliza...	1 in 60 mins	0	1	100.0	121.4	126.3
							Inpatient MH/SA...	1 in 60 mins	0	1	100.0	121.4	126.3
				Ridgefield	06877	1	Routine Office Ba...	1 in 30 mins	0	1	100.0	122.4	122.4
							Outpatient Mental...	1 in 30 mins	0	1	100.0	123.2	129.9
							Inpatient Mental...	1 in 60 mins	0	1	100.0	123.2	129.9
							Intensive Outpatient	1 in 60 mins	0	1	100.0	123.2	129.9
					Partial Hospitaliza...	1 in 60 mins	0	1	100.0	123.2	129.9		
					Inpatient MH/SA...	1 in 60 mins	0	1	100.0	123.2	129.9		
		Shelton	06484	3	Routine Office Ba...	1 in 30 mins	0	3	100.0	128.7	129.6		
					Outpatient Mental...	1 in 30 mins	0	3	100.0	133.6	134.4		
					Inpatient Mental...	1 in 60 mins	0	3	100.0	133.6	134.4		
					Intensive Outpatient	1 in 60 mins	0	3	100.0	133.6	134.4		
					Partial Hospitaliza...	1 in 60 mins	0	3	100.0	133.6	134.4		
					Inpatient MH/SA...	1 in 60 mins	0	3	100.0	133.6	134.4		
		Sherman	06784	1	Routine Office Ba...	1 in 30 mins	0	1	100.0	101.2	101.2		
					Outpatient Mental...	1 in 30 mins	0	1	100.0	102.0	112.0		

Access Detail for All Employees Without Access

June 2022

Created for...
Cigna Payer Solutions Vermont PPO

- Access Analysis
- VT State Access
- Distance Method
- Estimated Driving Distance
- Employee / Provider Groups
- All Employees
- Routine Office Based Mental Health and Substance Abuse Services
- Outpatient Mental Health/Substance Abuse Services
- Inpatient Mental Health
- Intensive Outpatient
- Partial Hospitalization
- Inpatient MH/SA or Residential MH/SA

All Employees												
State Name	County	City	Zip Code	Employee	Provider		Counts	Without Access		Average Time		
				#	Group	Standard	#	#	%	1	2	
Connecticut	Fairfield	Sherman	06784	1	Inpatient Mental...	1 in 60 mins	0	1	100.0	102.0	112.0	
					Intensive Outpatient	1 in 60 mins	0	1	100.0	102.0	112.0	
					Partial Hospitaliza...	1 in 60 mins	0	1	100.0	102.0	112.0	
			Stamford	06902	2	Inpatient MH/SA...	1 in 60 mins	0	1	100.0	102.0	112.0
					Routine Office Ba...	1 in 30 mins	0	2	100.0	181.8	181.8	
					Outpatient Mental...	1 in 30 mins	0	2	100.0	182.9	191.0	
			06903		5	Inpatient Mental...	1 in 60 mins	0	2	100.0	182.9	191.0
					Intensive Outpatient	1 in 60 mins	0	2	100.0	182.9	191.0	
					Partial Hospitaliza...	1 in 60 mins	0	2	100.0	182.9	191.0	
					Inpatient MH/SA...	1 in 60 mins	0	2	100.0	182.9	191.0	
					Routine Office Ba...	1 in 30 mins	0	5	100.0	134.8	134.8	
					Outpatient Mental...	1 in 30 mins	0	5	100.0	135.7	142.5	
		Stratford	06614	5	Inpatient Mental...	1 in 60 mins	0	5	100.0	135.7	142.5	
				Intensive Outpatient	1 in 60 mins	0	5	100.0	135.7	142.5		
				Partial Hospitaliza...	1 in 60 mins	0	5	100.0	135.7	142.5		
				Inpatient MH/SA...	1 in 60 mins	0	5	100.0	135.7	142.5		
				Routine Office Ba...	1 in 30 mins	0	5	100.0	135.0	135.7		
				Outpatient Mental...	1 in 30 mins	0	5	100.0	140.1	140.5		
		06615		1	Inpatient Mental...	1 in 60 mins	0	5	100.0	140.1	140.5	
				Intensive Outpatient	1 in 60 mins	0	5	100.0	140.1	140.5		
				Partial Hospitaliza...	1 in 60 mins	0	5	100.0	140.1	140.5		
				Inpatient MH/SA...	1 in 60 mins	0	5	100.0	140.1	140.5		
				Routine Office Ba...	1 in 30 mins	0	1	100.0	138.7	139.4		
				Outpatient Mental...	1 in 30 mins	0	1	100.0	143.8	144.2		
	Trumbull	06611	1	Inpatient Mental...	1 in 60 mins	0	1	100.0	143.8	144.2		
			Intensive Outpatient	1 in 60 mins	0	1	100.0	143.8	144.2			
			Partial Hospitaliza...	1 in 60 mins	0	1	100.0	143.8	144.2			
			Inpatient MH/SA...	1 in 60 mins	0	1	100.0	143.8	144.2			
			Routine Office Ba...	1 in 30 mins	0	1	100.0	133.6	134.1			
			Outpatient Mental...	1 in 30 mins	0	1	100.0	137.2	139.3			
	Weston	06883	1	Inpatient Mental...	1 in 60 mins	0	1	100.0	137.2	139.3		
			Intensive Outpatient	1 in 60 mins	0	1	100.0	137.2	139.3			
			Partial Hospitaliza...	1 in 60 mins	0	1	100.0	137.2	139.3			
			Inpatient MH/SA...	1 in 60 mins	0	1	100.0	137.2	139.3			
			Routine Office Ba...	1 in 30 mins	0	1	100.0	126.7	127.2			
			Outpatient Mental...	1 in 30 mins	0	1	100.0	128.0	132.4			
				1	Inpatient Mental...	1 in 60 mins	0	1	100.0	128.0	132.4	
				1	Intensive Outpatient	1 in 60 mins	0	1	100.0	128.0	132.4	
				1	Partial Hospitaliza...	1 in 60 mins	0	1	100.0	128.0	132.4	
				1	Inpatient MH/SA...	1 in 60 mins	0	1	100.0	128.0	132.4	

Access Detail for All Employees Without Access

June 2022

Created for...
Cigna Payer Solutions Vermont PPO

Access Analysis
VT State Access

Distance Method
Estimated Driving Distance

Employee / Provider Groups
All Employees
Routine Office Based Mental Health and Substance Abuse Services
Outpatient Mental Health/Substance Abuse Services
Inpatient Mental Health
Intensive Outpatient
Partial Hospitalization
Inpatient MH/SA or Residential MH/SA

All Employees												
State Name	County	City	Zip Code	Employee	Provider		Counts	Without Access		Average Time		
				#	Group	Standard	#	#	%	1	2	
Connecticut	Fairfield	Westport	06880	7	Routine Office Ba...	1 in 30 mins	0	7	100.0	145.4	145.5	
					Outpatient Mental...	1 in 30 mins	0	7	100.0	147.2	151.3	
					Inpatient Mental...	1 in 60 mins	0	7	100.0	147.2	151.3	
					Intensive Outpatient	1 in 60 mins	0	7	100.0	147.2	151.3	
					Partial Hospitaliza...	1 in 60 mins	0	7	100.0	147.2	151.3	
					Inpatient MH/SA...	1 in 60 mins	0	7	100.0	147.2	151.3	
		Wilton	06897	1	Routine Office Ba...	1 in 30 mins	0	1	100.0	129.0	129.0	
				Outpatient Mental...	1 in 30 mins	0	1	100.0	129.9	135.0		
				Inpatient Mental...	1 in 60 mins	0	1	100.0	129.9	135.0		
				Intensive Outpatient	1 in 60 mins	0	1	100.0	129.9	135.0		
				Partial Hospitaliza...	1 in 60 mins	0	1	100.0	129.9	135.0		
				Inpatient MH/SA...	1 in 60 mins	0	1	100.0	129.9	135.0		
		Hartford	Bloomfield	06002	1	Routine Office Ba...	1 in 30 mins	0	1	100.0	72.7	73.4
					Outpatient Mental...	1 in 30 mins	0	1	100.0	77.4	79.6	
					Inpatient Mental...	1 in 60 mins	0	1	100.0	77.4	79.6	
					Intensive Outpatient	1 in 60 mins	0	1	100.0	77.4	79.6	
					Partial Hospitaliza...	1 in 60 mins	0	1	100.0	77.4	79.6	
					Inpatient MH/SA...	1 in 60 mins	0	1	100.0	77.4	79.6	
		Bristol	06010	1	Routine Office Ba...	1 in 30 mins	0	1	100.0	94.9	95.6	
				Outpatient Mental...	1 in 30 mins	0	1	100.0	100.4	102.7		
				Inpatient Mental...	1 in 60 mins	0	1	100.0	100.4	102.7		
				Intensive Outpatient	1 in 60 mins	0	1	100.0	100.4	102.7		
	Partial Hospitaliza...			1 in 60 mins	0	1	100.0	100.4	102.7			
	Inpatient MH/SA...			1 in 60 mins	0	1	100.0	100.4	102.7			
	Burlington	06013	1	Routine Office Ba...	1 in 30 mins	0	1	100.0	80.6	81.2		
			Outpatient Mental...	1 in 30 mins	0	1	100.0	85.7	86.9			
			Inpatient Mental...	1 in 60 mins	0	1	100.0	85.7	86.9			
			Intensive Outpatient	1 in 60 mins	0	1	100.0	85.7	86.9			
			Partial Hospitaliza...	1 in 60 mins	0	1	100.0	85.7	86.9			
			Inpatient MH/SA...	1 in 60 mins	0	1	100.0	85.7	86.9			
	Farmington	06032	2	Routine Office Ba...	1 in 30 mins	0	2	100.0	81.9	82.5		
			Outpatient Mental...	1 in 30 mins	0	2	100.0	86.8	88.9			
			Inpatient Mental...	1 in 60 mins	0	2	100.0	86.8	88.9			
			Intensive Outpatient	1 in 60 mins	0	2	100.0	86.8	88.9			
			Partial Hospitaliza...	1 in 60 mins	0	2	100.0	86.8	88.9			
			Inpatient MH/SA...	1 in 60 mins	0	2	100.0	86.8	88.9			
	Glastonbury	06033	1	Routine Office Ba...	1 in 30 mins	0	1	100.0	81.6	82.1		
			Outpatient Mental...	1 in 30 mins	0	1	100.0	85.7	87.9			
			Inpatient Mental...	1 in 60 mins	0	1	100.0	85.7	87.9			
			Intensive Outpatient	1 in 60 mins	0	1	100.0	85.7	87.9			

Access Detail for All Employees Without Access

June 2022

Created for...
Cigna Payer Solutions Vermont PPO

Access Analysis
VT State Access
Distance Method
Estimated Driving Distance
Employee / Provider Groups
All Employees
Routine Office Based Mental Health and Substance Abuse Services
Outpatient Mental Health/Substance Abuse Services
Inpatient Mental Health
Intensive Outpatient
Partial Hospitalization
Inpatient MH/SA or Residential MH/SA

All Employees														
State Name	County	City	Zip Code	Employee	Provider		Counts	Without Access		Average Time				
				#	Group	Standard	#	#	%	1	2			
Connecticut	Hartford	Glastonbury	06033	1	Partial Hospitaliza...	1 in 60 mins	0	1	100.0	85.7	87.9			
					Inpatient MH/SA...	1 in 60 mins	0	1	100.0	85.7	87.9			
				Newington	06111	2	Routine Office Ba...	1 in 30 mins	0	2	100.0	92.0	92.7	
							Outpatient Mental...	1 in 30 mins	0	2	100.0	97.0	99.4	
			Inpatient Mental...			1 in 60 mins	0	2	100.0	97.0	99.4			
			Intensive Outpatient			1 in 60 mins	0	2	100.0	97.0	99.4			
		South Windsor	06074	1	1	Partial Hospitaliza...	1 in 60 mins	0	2	100.0	97.0	99.4		
							Inpatient MH/SA...	1 in 60 mins	0	2	100.0	97.0	99.4	
							Routine Office Ba...	1 in 30 mins	0	1	100.0	73.2	73.6	
							Outpatient Mental...	1 in 30 mins	0	1	100.0	77.2	79.4	
			West Hartford	06107	1	1	Inpatient Mental...	1 in 60 mins	0	1	100.0	77.2	79.4	
								Intensive Outpatient	1 in 60 mins	0	1	100.0	77.2	79.4
							Partial Hospitaliza...	1 in 60 mins	0	1	100.0	77.2	79.4	
							Inpatient MH/SA...	1 in 60 mins	0	1	100.0	77.2	79.4	
	06117			2	1	2	Routine Office Ba...	1 in 30 mins	0	1	100.0	83.8	84.6	
								Outpatient Mental...	1 in 30 mins	0	2	100.0	89.0	91.4
								Inpatient Mental...	1 in 60 mins	0	2	100.0	89.0	91.4
								Intensive Outpatient	1 in 60 mins	0	2	100.0	89.0	91.4
	West Simsbury	06092	1	1	Partial Hospitaliza...	1 in 60 mins	0	2	100.0	89.0	91.4			
						Inpatient MH/SA...	1 in 60 mins	0	2	100.0	89.0	91.4		
						Routine Office Ba...	1 in 30 mins	0	1	100.0	72.3	72.9		
						Outpatient Mental...	1 in 30 mins	0	1	100.0	77.4	79.5		
		06093	1	1	1	Inpatient Mental...	1 in 60 mins	0	1	100.0	77.4	79.5		
							Intensive Outpatient	1 in 60 mins	0	1	100.0	77.4	79.5	
							Partial Hospitaliza...	1 in 60 mins	0	1	100.0	77.4	79.5	
							Inpatient MH/SA...	1 in 60 mins	0	1	100.0	77.4	79.5	
	Windsor	06095	2	1	Routine Office Ba...	1 in 30 mins	0	1	100.0	59.7	60.4			
						Outpatient Mental...	1 in 30 mins	0	1	100.0	64.5	66.7		
					Inpatient Mental...	1 in 60 mins	0	1	100.0	64.5	66.7			
					Intensive Outpatient	1 in 60 mins	0	1	100.0	64.5	66.7			
06095		2	1	2	Partial Hospitaliza...	1 in 60 mins	0	1	100.0	64.5	66.7			
						Inpatient MH/SA...	1 in 60 mins	0	1	100.0	64.5	66.7		
						Routine Office Ba...	1 in 30 mins	0	2	100.0	70.5	71.3		
						Outpatient Mental...	1 in 30 mins	0	2	100.0	75.0	77.2		

Access Detail for All Employees Without Access

June 2022

Created for...
Cigna Payer Solutions Vermont PPO

- Access Analysis
- VT State Access
- Distance Method
- Estimated Driving Distance
- Employee / Provider Groups
- All Employees
- Routine Office Based Mental Health and Substance Abuse Services
- Outpatient Mental Health/Substance Abuse Services
- Inpatient Mental Health
- Intensive Outpatient
- Partial Hospitalization
- Inpatient MH/SA or Residential MH/SA

All Employees													
State Name	County	City	Zip Code	Employee	Provider		Counts	Without Access		Average Time			
				#	Group	Standard	#	#	%	1	2		
Connecticut	Hartford	Windsor	06095	2	Inpatient Mental...	1 in 60 mins	0	2	100.0	75.0	77.2		
					Intensive Outpatient	1 in 60 mins	0	2	100.0	75.0	77.2		
				Partial Hospitaliza...	1 in 60 mins	0	2	100.0	75.0	77.2			
				Windsor Locks	06096	1	Inpatient MH/SA...	1 in 60 mins	0	2	100.0	75.0	77.2
							Routine Office Ba...	1 in 30 mins	0	1	100.0	72.1	72.8
				Litchfield	Barkhamsted	06063	2	Outpatient Mental...	1 in 30 mins	0	1	100.0	77.0
		Inpatient Mental...	1 in 60 mins					0	1	100.0	77.0	79.4	
		Intensive Outpatient	1 in 60 mins				0	1	100.0	77.0	79.4		
		Partial Hospitaliza...	1 in 60 mins				0	1	100.0	77.0	79.4		
		Inpatient MH/SA...	1 in 60 mins				0	1	100.0	77.0	79.4		
		Routine Office Ba...	1 in 30 mins				0	2	100.0	70.4	71.2		
		Litchfield	Lakeville	06039	1	Outpatient Mental...	1 in 30 mins	0	2	100.0	75.8	76.5	
	Inpatient Mental...					1 in 60 mins	0	2	100.0	75.8	76.5		
	Intensive Outpatient				1 in 60 mins	0	2	100.0	75.8	76.5			
	Partial Hospitaliza...				1 in 60 mins	0	2	100.0	75.8	76.5			
	Inpatient MH/SA...				1 in 60 mins	0	2	100.0	75.8	76.5			
	Routine Office Ba...				1 in 30 mins	0	1	100.0	71.4	71.4			
	Litchfield		Litchfield	06759	2	Outpatient Mental...	1 in 30 mins	0	1	100.0	72.4	90.4	
						Inpatient Mental...	1 in 60 mins	0	1	100.0	72.4	90.4	
					Intensive Outpatient	1 in 60 mins	0	1	100.0	72.4	90.4		
					Partial Hospitaliza...	1 in 60 mins	0	1	100.0	72.4	90.4		
					Inpatient MH/SA...	1 in 60 mins	0	1	100.0	72.4	90.4		
					Routine Office Ba...	1 in 30 mins	0	2	100.0	85.6	86.2		
	Litchfield	New Milford	06776	1	Outpatient Mental...	1 in 30 mins	0	2	100.0	87.1	93.0		
Inpatient Mental...					1 in 60 mins	0	2	100.0	87.1	93.0			
Intensive Outpatient				1 in 60 mins	0	2	100.0	87.1	93.0				
Partial Hospitaliza...				1 in 60 mins	0	2	100.0	87.1	93.0				
Inpatient MH/SA...				1 in 60 mins	0	2	100.0	87.1	93.0				
Routine Office Ba...				1 in 30 mins	0	1	100.0	99.6	99.6				
Sharon		Sharon	06069	1	Outpatient Mental...	1 in 30 mins	0	1	100.0	100.4	109.2		
					Inpatient Mental...	1 in 60 mins	0	1	100.0	100.4	109.2		
				Intensive Outpatient	1 in 60 mins	0	1	100.0	100.4	109.2			
				Partial Hospitaliza...	1 in 60 mins	0	1	100.0	100.4	109.2			
				Inpatient MH/SA...	1 in 60 mins	0	1	100.0	100.4	109.2			
				Routine Office Ba...	1 in 30 mins	0	1	100.0	77.8	77.8			
Sharon	Sharon	06069	1	Outpatient Mental...	1 in 30 mins	0	1	100.0	78.7	95.3			
				Inpatient Mental...	1 in 60 mins	0	1	100.0	78.7	95.3			
			Intensive Outpatient	1 in 60 mins	0	1	100.0	78.7	95.3				
			Partial Hospitaliza...	1 in 60 mins	0	1	100.0	78.7	95.3				
			Inpatient MH/SA...	1 in 60 mins	0	1	100.0	78.7	95.3				
			Routine Office Ba...	1 in 30 mins	0	1	100.0	78.7	95.3				

Access Detail for All Employees Without Access

June 2022

Created for...
Cigna Payer Solutions Vermont PPO

Access Analysis
VT State Access

Distance Method
Estimated Driving Distance

Employee / Provider Groups
All Employees
Routine Office Based Mental Health and Substance Abuse Services
Outpatient Mental Health/Substance Abuse Services
Inpatient Mental Health
Intensive Outpatient
Partial Hospitalization
Inpatient MH/SA or Residential MH/SA

All Employees												
State Name	County	City	Zip Code	Employee	Provider		Counts	Without Access		Average Time		
				#	Group	Standard	#	#	%	1	2	
Connecticut	Litchfield	Torrington	06790	1	Routine Office Ba...	1 in 30 mins	0	1	100.0	78.9	80.8	
					Outpatient Mental...	1 in 30 mins	0	1	100.0	81.7	86.1	
					Inpatient Mental...	1 in 60 mins	0	1	100.0	81.7	86.1	
					Intensive Outpatient	1 in 60 mins	0	1	100.0	81.7	86.1	
					Partial Hospitaliza...	1 in 60 mins	0	1	100.0	81.7	86.1	
					Inpatient MH/SA...	1 in 60 mins	0	1	100.0	81.7	86.1	
		Middlesex	Clinton	06413	1	Routine Office Ba...	1 in 30 mins	0	1	100.0	114.5	115.0
					Outpatient Mental...	1 in 30 mins	0	1	100.0	118.6	120.8	
					Inpatient Mental...	1 in 60 mins	0	1	100.0	118.6	120.8	
					Intensive Outpatient	1 in 60 mins	0	1	100.0	118.6	120.8	
					Partial Hospitaliza...	1 in 60 mins	0	1	100.0	118.6	120.8	
					Inpatient MH/SA...	1 in 60 mins	0	1	100.0	118.6	120.8	
			Deep River	06417	2	Routine Office Ba...	1 in 30 mins	0	2	100.0	107.3	107.7
		Outpatient Mental...			1 in 30 mins	0	2	100.0	111.1	113.3		
		Inpatient Mental...			1 in 60 mins	0	2	100.0	111.1	113.3		
		Intensive Outpatient			1 in 60 mins	0	2	100.0	111.1	113.3		
		Partial Hospitaliza...			1 in 60 mins	0	2	100.0	111.1	113.3		
		Inpatient MH/SA...			1 in 60 mins	0	2	100.0	111.1	113.3		
			Durham	06422	1	Routine Office Ba...	1 in 30 mins	0	1	100.0	100.1	100.8
		Outpatient Mental...			1 in 30 mins	0	1	100.0	104.6	106.8		
		Inpatient Mental...			1 in 60 mins	0	1	100.0	104.6	106.8		
		Intensive Outpatient			1 in 60 mins	0	1	100.0	104.6	106.8		
		Partial Hospitaliza...			1 in 60 mins	0	1	100.0	104.6	106.8		
		Inpatient MH/SA...			1 in 60 mins	0	1	100.0	104.6	106.8		
		East Hampton	06424	2	Routine Office Ba...	1 in 30 mins	0	2	100.0	92.5	92.9	
	Outpatient Mental...			1 in 30 mins	0	2	100.0	96.4	98.6			
	Inpatient Mental...			1 in 60 mins	0	2	100.0	96.4	98.6			
	Intensive Outpatient			1 in 60 mins	0	2	100.0	96.4	98.6			
	Partial Hospitaliza...			1 in 60 mins	0	2	100.0	96.4	98.6			
	Inpatient MH/SA...			1 in 60 mins	0	2	100.0	96.4	98.6			
		Haddam	06438	1	Routine Office Ba...	1 in 30 mins	0	1	100.0	100.2	100.6	
	Outpatient Mental...			1 in 30 mins	0	1	100.0	104.1	106.3			
	Inpatient Mental...			1 in 60 mins	0	1	100.0	104.1	106.3			
	Intensive Outpatient			1 in 60 mins	0	1	100.0	104.1	106.3			
	Partial Hospitaliza...			1 in 60 mins	0	1	100.0	104.1	106.3			
	Inpatient MH/SA...			1 in 60 mins	0	1	100.0	104.1	106.3			
		Middlefield	06455	1	Routine Office Ba...	1 in 30 mins	0	1	100.0	96.8	97.6	
	Outpatient Mental...			1 in 30 mins	0	1	100.0	101.3	103.5			
	Inpatient Mental...			1 in 60 mins	0	1	100.0	101.3	103.5			
	Intensive Outpatient			1 in 60 mins	0	1	100.0	101.3	103.5			

Access Detail for All Employees Without Access

June 2022

Created for...
Cigna Payer Solutions Vermont PPO

Access Analysis
VT State Access

Distance Method
Estimated Driving Distance

Employee / Provider Groups
All Employees
Routine Office Based Mental Health and Substance Abuse Services
Outpatient Mental Health/Substance Abuse Services
Inpatient Mental Health
Intensive Outpatient
Partial Hospitalization
Inpatient MH/SA or Residential MH/SA

All Employees													
State Name	County	City	Zip Code	Employee	Provider		Counts	Without Access		Average Time			
				#	Group	Standard	#	#	%	1	2		
Connecticut	Middlesex	Middlefield	06455	1	Partial Hospitaliza...	1 in 60 mins	0	1	100.0	101.3	103.5		
					Inpatient MH/SA...	1 in 60 mins	0	1	100.0	101.3	103.5		
			Portland	06480	1	Routine Office Ba...	1 in 30 mins	0	1	100.0	91.4	91.9	
					Outpatient Mental...	1 in 30 mins	0	1	100.0	95.6	97.8		
					Inpatient Mental...	1 in 60 mins	0	1	100.0	95.6	97.8		
					Intensive Outpatient	1 in 60 mins	0	1	100.0	95.6	97.8		
		Westbrook	06498	1	Partial Hospitaliza...	1 in 60 mins	0	1	100.0	95.6	97.8		
				Inpatient MH/SA...	1 in 60 mins	0	1	100.0	95.6	97.8			
				Routine Office Ba...	1 in 30 mins	0	1	100.0	114.9	115.4			
				Outpatient Mental...	1 in 30 mins	0	1	100.0	118.9	120.9			
				Inpatient Mental...	1 in 60 mins	0	1	100.0	118.9	120.9			
				Intensive Outpatient	1 in 60 mins	0	1	100.0	118.9	120.9			
		New Haven	Ansonia	06401	1	Partial Hospitaliza...	1 in 60 mins	0	1	100.0	118.9	120.9	
					Inpatient MH/SA...	1 in 60 mins	0	1	100.0	118.9	120.9		
					Routine Office Ba...	1 in 30 mins	0	1	100.0	146.1	147.1		
					Outpatient Mental...	1 in 30 mins	0	1	100.0	152.6	153.0		
					Inpatient Mental...	1 in 60 mins	0	1	100.0	152.6	153.0		
					Intensive Outpatient	1 in 60 mins	0	1	100.0	152.6	153.0		
			Bethany	06524	1	1	Partial Hospitaliza...	1 in 60 mins	0	1	100.0	152.6	153.0
						Inpatient MH/SA...	1 in 60 mins	0	1	100.0	152.6	153.0	
						Routine Office Ba...	1 in 30 mins	0	1	100.0	106.5	107.2	
						Outpatient Mental...	1 in 30 mins	0	1	100.0	111.4	113.4	
						Inpatient Mental...	1 in 60 mins	0	1	100.0	111.4	113.4	
						Intensive Outpatient	1 in 60 mins	0	1	100.0	111.4	113.4	
		Cheshire	06410	2	1	Partial Hospitaliza...	1 in 60 mins	0	1	100.0	111.4	113.4	
					Inpatient MH/SA...	1 in 60 mins	0	1	100.0	111.4	113.4		
					Routine Office Ba...	1 in 30 mins	0	2	100.0	98.2	98.9		
	Outpatient Mental...				1 in 30 mins	0	2	100.0	103.0	105.2			
	Inpatient Mental...				1 in 60 mins	0	2	100.0	103.0	105.2			
	Intensive Outpatient				1 in 60 mins	0	2	100.0	103.0	105.2			
	Guilford	06437	3	1	Partial Hospitaliza...	1 in 60 mins	0	2	100.0	103.0	105.2		
				Inpatient MH/SA...	1 in 60 mins	0	2	100.0	103.0	105.2			
				Routine Office Ba...	1 in 30 mins	0	3	100.0	112.3	113.0			
				Outpatient Mental...	1 in 30 mins	0	3	100.0	116.7	118.9			
				Inpatient Mental...	1 in 60 mins	0	3	100.0	116.7	118.9			
				Intensive Outpatient	1 in 60 mins	0	3	100.0	116.7	118.9			
	Hamden	06514	3	1	Partial Hospitaliza...	1 in 60 mins	0	3	100.0	116.7	118.9		
				Inpatient MH/SA...	1 in 60 mins	0	3	100.0	116.7	118.9			
				Routine Office Ba...	1 in 30 mins	0	3	100.0	120.8	121.5			
					Outpatient Mental...	1 in 30 mins	0	3	100.0	126.1	128.5		

Access Detail for All Employees Without Access

June 2022

Created for...
Cigna Payer Solutions Vermont PPO

- Access Analysis
- VT State Access
- Distance Method
- Estimated Driving Distance
- Employee / Provider Groups
- All Employees
- Routine Office Based Mental Health and Substance Abuse Services
- Outpatient Mental Health/Substance Abuse Services
- Inpatient Mental Health
- Intensive Outpatient
- Partial Hospitalization
- Inpatient MH/SA or Residential MH/SA

All Employees												
State Name	County	City	Zip Code	Employee	Provider		Counts	Without Access		Average Time		
				#	Group	Standard	#	#	%	1	2	
Connecticut	New Haven	Hamden	06514	3	Inpatient Mental...	1 in 60 mins	0	3	100.0	126.1	128.5	
					Intensive Outpatient	1 in 60 mins	0	3	100.0	126.1	128.5	
					Partial Hospitaliza...	1 in 60 mins	0	3	100.0	126.1	128.5	
					Inpatient MH/SA...	1 in 60 mins	0	3	100.0	126.1	128.5	
					Routine Office Ba...	1 in 30 mins	0	1	100.0	117.6	118.3	
					Outpatient Mental...	1 in 30 mins	0	1	100.0	122.7	125.1	
			Madison	06443		Inpatient Mental...	1 in 60 mins	0	1	100.0	122.7	125.1
					Intensive Outpatient	1 in 60 mins	0	1	100.0	122.7	125.1	
					Partial Hospitaliza...	1 in 60 mins	0	1	100.0	122.7	125.1	
					Inpatient MH/SA...	1 in 60 mins	0	1	100.0	122.7	125.1	
					Routine Office Ba...	1 in 30 mins	0	3	100.0	112.2	112.8	
					Outpatient Mental...	1 in 30 mins	0	3	100.0	116.5	118.6	
		Meriden	06450		Inpatient Mental...	1 in 60 mins	0	3	100.0	116.5	118.6	
				Intensive Outpatient	1 in 60 mins	0	3	100.0	116.5	118.6		
				Partial Hospitaliza...	1 in 60 mins	0	3	100.0	116.5	118.6		
				Inpatient MH/SA...	1 in 60 mins	0	3	100.0	116.5	118.6		
				Routine Office Ba...	1 in 30 mins	0	1	100.0	105.6	106.3		
				Outpatient Mental...	1 in 30 mins	0	1	100.0	110.6	113.0		
		Milford	06451		Inpatient Mental...	1 in 60 mins	0	1	100.0	110.6	113.0	
				Intensive Outpatient	1 in 60 mins	0	1	100.0	110.6	113.0		
				Partial Hospitaliza...	1 in 60 mins	0	1	100.0	110.6	113.0		
				Inpatient MH/SA...	1 in 60 mins	0	1	100.0	110.6	113.0		
				Routine Office Ba...	1 in 30 mins	0	1	100.0	105.4	106.2		
				Outpatient Mental...	1 in 30 mins	0	1	100.0	110.5	112.9		
	New Haven	06460		Inpatient Mental...	1 in 60 mins	0	1	100.0	110.5	112.9		
			Partial Hospitaliza...	1 in 60 mins	0	1	100.0	110.5	112.9			
			Inpatient MH/SA...	1 in 60 mins	0	1	100.0	110.5	112.9			
			Routine Office Ba...	1 in 30 mins	0	4	100.0	134.4	135.1			
			Outpatient Mental...	1 in 30 mins	0	4	100.0	139.8	140.8			
			Inpatient Mental...	1 in 60 mins	0	4	100.0	139.8	140.8			
	New Haven	06511		Intensive Outpatient	1 in 60 mins	0	4	100.0	139.8	140.8		
			Partial Hospitaliza...	1 in 60 mins	0	4	100.0	139.8	140.8			
			Inpatient MH/SA...	1 in 60 mins	0	4	100.0	139.8	140.8			
			Routine Office Ba...	1 in 30 mins	0	1	100.0	147.1	147.9			
			Outpatient Mental...	1 in 30 mins	0	1	100.0	153.3	156.1			
			Inpatient Mental...	1 in 60 mins	0	1	100.0	153.3	156.1			
					Intensive Outpatient	1 in 60 mins	0	1	100.0	153.3	156.1	
					Partial Hospitaliza...	1 in 60 mins	0	1	100.0	153.3	156.1	
					Inpatient MH/SA...	1 in 60 mins	0	1	100.0	153.3	156.1	

Access Detail for All Employees Without Access

June 2022

Created for...
Cigna Payer Solutions Vermont PPO

Access Analysis
VT State Access

Distance Method
Estimated Driving Distance

Employee / Provider Groups
All Employees
Routine Office Based Mental Health and Substance Abuse Services
Outpatient Mental Health/Substance Abuse Services
Inpatient Mental Health
Intensive Outpatient
Partial Hospitalization
Inpatient MH/SA or Residential MH/SA

All Employees											
State Name	County	City	Zip Code	Employee	Provider		Counts	Without Access		Average Time	
				#	Group	Standard	#	#	%	1	2
Connecticut	New Haven	New Haven	06513	2	Routine Office Ba...	1 in 30 mins	0	2	100.0	146.8	147.7
					Outpatient Mental...	1 in 30 mins	0	2	100.0	152.9	155.8
					Inpatient Mental...	1 in 60 mins	0	2	100.0	152.9	155.8
					Intensive Outpatient	1 in 60 mins	0	2	100.0	152.9	155.8
					Partial Hospitaliza...	1 in 60 mins	0	2	100.0	152.9	155.8
					Inpatient MH/SA...	1 in 60 mins	0	2	100.0	152.9	155.8
		06515	Routine Office Ba...	1 in 30 mins	0	1	100.0	145.9	146.8		
			Outpatient Mental...	1 in 30 mins	0	1	100.0	152.1	155.0		
			Inpatient Mental...	1 in 60 mins	0	1	100.0	152.1	155.0		
			Intensive Outpatient	1 in 60 mins	0	1	100.0	152.1	155.0		
			Partial Hospitaliza...	1 in 60 mins	0	1	100.0	152.1	155.0		
			Inpatient MH/SA...	1 in 60 mins	0	1	100.0	152.1	155.0		
		North Haven	06473	2	Routine Office Ba...	1 in 30 mins	0	2	100.0	118.8	119.6
					Outpatient Mental...	1 in 30 mins	0	2	100.0	123.9	126.3
					Inpatient Mental...	1 in 60 mins	0	2	100.0	123.9	126.3
					Intensive Outpatient	1 in 60 mins	0	2	100.0	123.9	126.3
					Partial Hospitaliza...	1 in 60 mins	0	2	100.0	123.9	126.3
					Inpatient MH/SA...	1 in 60 mins	0	2	100.0	123.9	126.3
	Southbury	06488	3	Routine Office Ba...	1 in 30 mins	0	3	100.0	105.8	106.2	
				Outpatient Mental...	1 in 30 mins	0	3	100.0	108.1	111.2	
				Inpatient Mental...	1 in 60 mins	0	3	100.0	108.1	111.2	
				Intensive Outpatient	1 in 60 mins	0	3	100.0	108.1	111.2	
				Partial Hospitaliza...	1 in 60 mins	0	3	100.0	108.1	111.2	
				Inpatient MH/SA...	1 in 60 mins	0	3	100.0	108.1	111.2	
	Wallingford	06492	1	Routine Office Ba...	1 in 30 mins	0	1	100.0	111.3	112.0	
				Outpatient Mental...	1 in 30 mins	0	1	100.0	116.5	118.9	
Inpatient Mental...				1 in 60 mins	0	1	100.0	116.5	118.9		
Intensive Outpatient				1 in 60 mins	0	1	100.0	116.5	118.9		
Partial Hospitaliza...				1 in 60 mins	0	1	100.0	116.5	118.9		
Inpatient MH/SA...				1 in 60 mins	0	1	100.0	116.5	118.9		
Woodbridge	06525	1	Routine Office Ba...	1 in 30 mins	0	1	100.0	112.3	113.0		
			Outpatient Mental...	1 in 30 mins	0	1	100.0	117.2	118.6		
			Inpatient Mental...	1 in 60 mins	0	1	100.0	117.2	118.6		
			Intensive Outpatient	1 in 60 mins	0	1	100.0	117.2	118.6		
			Partial Hospitaliza...	1 in 60 mins	0	1	100.0	117.2	118.6		
			Inpatient MH/SA...	1 in 60 mins	0	1	100.0	117.2	118.6		
New London	Groton	06340	1	Routine Office Ba...	1 in 30 mins	0	1	100.0	125.5	125.5	
				Outpatient Mental...	1 in 30 mins	0	1	100.0	128.7	131.0	
				Inpatient Mental...	1 in 60 mins	0	1	100.0	128.7	131.0	
				Intensive Outpatient	1 in 60 mins	0	1	100.0	128.7	131.0	

Access Detail for All Employees Without Access

June 2022

Created for...
Cigna Payer Solutions Vermont PPO

- Access Analysis
- VT State Access
- Distance Method
- Estimated Driving Distance
- Employee / Provider Groups
- All Employees
- Routine Office Based Mental Health and Substance Abuse Services
- Outpatient Mental Health/Substance Abuse Services
- Inpatient Mental Health
- Intensive Outpatient
- Partial Hospitalization
- Inpatient MH/SA or Residential MH/SA

All Employees												
State Name	County	City	Zip Code	Employee	Provider		Counts	Without Access		Average Time		
				#	Group	Standard	#	#	%	1	2	
Connecticut	New London	Groton	06340	1	Partial Hospitaliza...	1 in 60 mins	0	1	100.0	128.7	131.0	
					Inpatient MH/SA...	1 in 60 mins	0	1	100.0	128.7	131.0	
			Jewett City	06351	1	Routine Office Ba...	1 in 30 mins	0	1	100.0	100.4	100.4
					Outpatient Mental...	1 in 30 mins	0	1	100.0	102.7	104.6	
					Inpatient Mental...	1 in 60 mins	0	1	100.0	102.7	104.6	
					Intensive Outpatient	1 in 60 mins	0	1	100.0	102.7	104.6	
		Old Lyme	06371	2	Partial Hospitaliza...	1 in 60 mins	0	1	100.0	102.7	104.6	
				Inpatient MH/SA...	1 in 60 mins	0	1	100.0	102.7	104.6		
				Routine Office Ba...	1 in 30 mins	0	2	100.0	113.4	113.7		
				Outpatient Mental...	1 in 30 mins	0	2	100.0	117.0	119.1		
				Inpatient Mental...	1 in 60 mins	0	2	100.0	117.0	119.1		
				Intensive Outpatient	1 in 60 mins	0	2	100.0	117.0	119.1		
		Pawcatuck	06379	1	Partial Hospitaliza...	1 in 60 mins	0	2	100.0	117.0	119.1	
				Routine Office Ba...	1 in 30 mins	0	1	100.0	116.8	116.8		
				Outpatient Mental...	1 in 30 mins	0	1	100.0	119.3	121.3		
				Inpatient Mental...	1 in 60 mins	0	1	100.0	119.3	121.3		
				Intensive Outpatient	1 in 60 mins	0	1	100.0	119.3	121.3		
				Partial Hospitaliza...	1 in 60 mins	0	1	100.0	119.3	121.3		
		Waterford	06385	1	Inpatient MH/SA...	1 in 60 mins	0	1	100.0	119.3	121.3	
				Routine Office Ba...	1 in 30 mins	0	1	100.0	113.6	113.7		
				Outpatient Mental...	1 in 30 mins	0	1	100.0	116.9	119.0		
				Inpatient Mental...	1 in 60 mins	0	1	100.0	116.9	119.0		
				Intensive Outpatient	1 in 60 mins	0	1	100.0	116.9	119.0		
				Partial Hospitaliza...	1 in 60 mins	0	1	100.0	116.9	119.0		
	Tolland	Amston	06231	1	Inpatient MH/SA...	1 in 60 mins	0	1	100.0	116.9	119.0	
				Routine Office Ba...	1 in 30 mins	0	1	100.0	89.3	89.4		
				Outpatient Mental...	1 in 30 mins	0	1	100.0	92.6	94.8		
				Inpatient Mental...	1 in 60 mins	0	1	100.0	92.6	94.8		
				Intensive Outpatient	1 in 60 mins	0	1	100.0	92.6	94.8		
				Partial Hospitaliza...	1 in 60 mins	0	1	100.0	92.6	94.8		
	Ellington	06029	2	2	Inpatient MH/SA...	1 in 60 mins	0	1	100.0	92.6	94.8	
				Routine Office Ba...	1 in 30 mins	0	2	100.0	67.8	67.9		
				Outpatient Mental...	1 in 30 mins	0	2	100.0	71.2	73.3		
				Inpatient Mental...	1 in 60 mins	0	2	100.0	71.2	73.3		
				Intensive Outpatient	1 in 60 mins	0	2	100.0	71.2	73.3		
				Partial Hospitaliza...	1 in 60 mins	0	2	100.0	71.2	73.3		
	Windham	Ashford	06278	1	Inpatient MH/SA...	1 in 60 mins	0	2	100.0	71.2	73.3	
				Routine Office Ba...	1 in 30 mins	0	1	100.0	74.4	74.4		
				1	Outpatient Mental...	1 in 30 mins	0	1	100.0	76.5	78.4	

Access Detail for All Employees Without Access

June 2022

Created for...
Cigna Payer Solutions Vermont PPO

Access Analysis
VT State Access
Distance Method
Estimated Driving Distance
Employee / Provider Groups
All Employees
Routine Office Based Mental Health and Substance Abuse Services
Outpatient Mental Health/Substance Abuse Services
Inpatient Mental Health
Intensive Outpatient
Partial Hospitalization
Inpatient MH/SA or Residential MH/SA

All Employees														
State Name	County	City	Zip Code	Employee	Provider		Counts	Without Access		Average Time				
				#	Group	Standard	#	#	%	1	2			
Connecticut	Windham	Ashford	06278	1	Inpatient Mental...	1 in 60 mins	0	1	100.0	76.5	78.4			
					Intensive Outpatient	1 in 60 mins	0	1	100.0	76.5	78.4			
					Partial Hospitaliza...	1 in 60 mins	0	1	100.0	76.5	78.4			
		Dayville	06241	1	Inpatient MH/SA...	1 in 60 mins	0	1	100.0	76.5	78.4			
					Routine Office Ba...	1 in 30 mins	0	1	100.0	88.4	88.4			
	Hampton	06247				Outpatient Mental...	1 in 30 mins	0	1	100.0	89.6	91.0		
						Inpatient Mental...	1 in 60 mins	0	1	100.0	89.6	91.0		
						Intensive Outpatient	1 in 60 mins	0	1	100.0	89.6	91.0		
						Partial Hospitaliza...	1 in 60 mins	0	1	100.0	89.6	91.0		
						Inpatient MH/SA...	1 in 60 mins	0	1	100.0	89.6	91.0		
							1	Routine Office Ba...	1 in 30 mins	0	1	100.0	85.2	85.2
								Outpatient Mental...	1 in 30 mins	0	1	100.0	87.3	89.1
								Inpatient Mental...	1 in 60 mins	0	1	100.0	87.3	89.1
								Intensive Outpatient	1 in 60 mins	0	1	100.0	87.3	89.1
								Partial Hospitaliza...	1 in 60 mins	0	1	100.0	87.3	89.1
Delaware	Kent	Harrington	19952	1	Routine Office Ba...	1 in 30 mins	0	1	100.0	336.9	336.9			
					Outpatient Mental...	1 in 30 mins	0	1	100.0	337.8	352.5			
					Inpatient Mental...	1 in 60 mins	0	1	100.0	337.8	352.5			
					Intensive Outpatient	1 in 60 mins	0	1	100.0	337.8	352.5			
					Partial Hospitaliza...	1 in 60 mins	0	1	100.0	337.8	352.5			
		Smyrna	19977			2	Inpatient MH/SA...	1 in 60 mins	0	1	100.0	337.8	352.5	
							Routine Office Ba...	1 in 30 mins	0	2	100.0	310.5	310.5	
							Outpatient Mental...	1 in 30 mins	0	2	100.0	311.5	327.4	
							Inpatient Mental...	1 in 60 mins	0	2	100.0	311.5	327.4	
							Intensive Outpatient	1 in 60 mins	0	2	100.0	311.5	327.4	
	New Castle	Wilmington	19808		1	Partial Hospitaliza...	1 in 60 mins	0	2	100.0	311.5	327.4		
						Inpatient MH/SA...	1 in 60 mins	0	2	100.0	311.5	327.4		
						Routine Office Ba...	1 in 30 mins	0	1	100.0	309.9	309.9		
						Outpatient Mental...	1 in 30 mins	0	1	100.0	311.0	330.9		
						Inpatient Mental...	1 in 60 mins	0	1	100.0	311.0	330.9		
Sussex	Frankford	19945		1	Intensive Outpatient	1 in 60 mins	0	1	100.0	311.0	330.9			
					Partial Hospitaliza...	1 in 60 mins	0	1	100.0	311.0	330.9			
					Inpatient MH/SA...	1 in 60 mins	0	1	100.0	311.0	330.9			
					Routine Office Ba...	1 in 30 mins	0	1	100.0	355.0	355.0			
					Outpatient Mental...	1 in 30 mins	0	1	100.0	355.9	366.9			
	Inpatient Mental...	1 in 60 mins	0	1	100.0	355.9	366.9							
	Intensive Outpatient	1 in 60 mins	0	1	100.0	355.9	366.9							
	Partial Hospitaliza...	1 in 60 mins	0	1	100.0	355.9	366.9							
	Inpatient MH/SA...	1 in 60 mins	0	1	100.0	355.9	366.9							

Access Detail for All Employees Without Access

June 2022

Created for...
Cigna Payer Solutions Vermont PPO

- Access Analysis
- VT State Access
- Distance Method
- Estimated Driving Distance
- Employee / Provider Groups
- All Employees
- Routine Office Based Mental Health and Substance Abuse Services
- Outpatient Mental Health/Substance Abuse Services
- Inpatient Mental Health
- Intensive Outpatient
- Partial Hospitalization
- Inpatient MH/SA or Residential MH/SA

All Employees												
State Name	County	City	Zip Code	Employee	Provider		Counts	Without Access		Average Time		
				#	Group	Standard	#	#	%	1	2	
District of Columbia	District of Columbia	Washington	20002	1	Routine Office Ba...	1 in 30 mins	0	1	100.0	492.5	492.5	
					Outpatient Mental...	1 in 30 mins	0	1	100.0	493.8	520.9	
					Inpatient Mental...	1 in 60 mins	0	1	100.0	493.8	520.9	
					Intensive Outpatient	1 in 60 mins	0	1	100.0	493.8	520.9	
					Partial Hospitaliza...	1 in 60 mins	0	1	100.0	493.8	520.9	
					Inpatient MH/SA...	1 in 60 mins	0	1	100.0	493.8	520.9	
				20003	1	Routine Office Ba...	1 in 30 mins	0	1	100.0	494.4	494.4
					Outpatient Mental...	1 in 30 mins	0	1	100.0	495.6	522.6	
					Inpatient Mental...	1 in 60 mins	0	1	100.0	495.6	522.6	
					Intensive Outpatient	1 in 60 mins	0	1	100.0	495.6	522.6	
					Partial Hospitaliza...	1 in 60 mins	0	1	100.0	495.6	522.6	
					Inpatient MH/SA...	1 in 60 mins	0	1	100.0	495.6	522.6	
				20008	2	Routine Office Ba...	1 in 30 mins	0	2	100.0	492.9	492.9
					Outpatient Mental...	1 in 30 mins	0	2	100.0	494.1	521.7	
					Inpatient Mental...	1 in 60 mins	0	2	100.0	494.1	521.7	
					Intensive Outpatient	1 in 60 mins	0	2	100.0	494.1	521.7	
					Partial Hospitaliza...	1 in 60 mins	0	2	100.0	494.1	521.7	
					Inpatient MH/SA...	1 in 60 mins	0	2	100.0	494.1	521.7	
				20009	2	Routine Office Ba...	1 in 30 mins	0	2	100.0	493.2	493.2
					Outpatient Mental...	1 in 30 mins	0	2	100.0	494.4	521.7	
					Inpatient Mental...	1 in 60 mins	0	2	100.0	494.4	521.7	
					Intensive Outpatient	1 in 60 mins	0	2	100.0	494.4	521.7	
					Partial Hospitaliza...	1 in 60 mins	0	2	100.0	494.4	521.7	
					Inpatient MH/SA...	1 in 60 mins	0	2	100.0	494.4	521.7	
	20010	2	Routine Office Ba...	1 in 30 mins	0	2	100.0	491.8	491.8			
		Outpatient Mental...	1 in 30 mins	0	2	100.0	492.9	520.5				
		Inpatient Mental...	1 in 60 mins	0	2	100.0	492.9	520.5				
		Intensive Outpatient	1 in 60 mins	0	2	100.0	492.9	520.5				
		Partial Hospitaliza...	1 in 60 mins	0	2	100.0	492.9	520.5				
		Inpatient MH/SA...	1 in 60 mins	0	2	100.0	492.9	520.5				
	20019	1	Routine Office Ba...	1 in 30 mins	0	1	100.0	491.1	491.1			
		Outpatient Mental...	1 in 30 mins	0	1	100.0	492.2	519.1				
		Inpatient Mental...	1 in 60 mins	0	1	100.0	492.2	519.1				
		Intensive Outpatient	1 in 60 mins	0	1	100.0	492.2	519.1				
		Partial Hospitaliza...	1 in 60 mins	0	1	100.0	492.2	519.1				
		Inpatient MH/SA...	1 in 60 mins	0	1	100.0	492.2	519.1				
	20036	2	Routine Office Ba...	1 in 30 mins	0	2	100.0	494.5	494.5			
		Outpatient Mental...	1 in 30 mins	0	2	100.0	495.6	523.0				
		Inpatient Mental...	1 in 60 mins	0	2	100.0	495.6	523.0				
		Intensive Outpatient	1 in 60 mins	0	2	100.0	495.6	523.0				

Access Detail for All Employees Without Access

June 2022

Created for...
Cigna Payer Solutions Vermont PPO

- Access Analysis
- VT State Access
- Distance Method
- Estimated Driving Distance
- Employee / Provider Groups
- All Employees
- Routine Office Based Mental Health and Substance Abuse Services
- Outpatient Mental Health/Substance Abuse Services
- Inpatient Mental Health
- Intensive Outpatient
- Partial Hospitalization
- Inpatient MH/SA or Residential MH/SA

All Employees														
State Name	County	City	Zip Code	Employee	Provider		Counts	Without Access		Average Time				
				#	Group	Standard	#	#	%	1	2			
District of Columbia	District of Columbia	Washington	20036	2	Partial Hospitaliza...	1 in 60 mins	0	2	100.0	495.6	523.0			
					Inpatient MH/SA...	1 in 60 mins	0	2	100.0	495.6	523.0			
Florida	Brevard	Merritt Island	32953	1	Routine Office Ba...	1 in 30 mins	0	1	100.0	1,219.7	1,219.7			
					Outpatient Mental...	1 in 30 mins	0	1	100.0	1,220.7	1,235.8			
					Inpatient Mental...	1 in 60 mins	0	1	100.0	1,220.7	1,235.8			
					Intensive Outpatient	1 in 60 mins	0	1	100.0	1,220.7	1,235.8			
					Partial Hospitaliza...	1 in 60 mins	0	1	100.0	1,220.7	1,235.8			
					Inpatient MH/SA...	1 in 60 mins	0	1	100.0	1,220.7	1,235.8			
					Palm Bay	32909	1	Routine Office Ba...	1 in 30 mins	0	1	100.0	1,251.4	1,251.4
								Outpatient Mental...	1 in 30 mins	0	1	100.0	1,252.3	1,267.0
								Inpatient Mental...	1 in 60 mins	0	1	100.0	1,252.3	1,267.0
		Satellite Beach	32937	1	Routine Office Ba...	1 in 30 mins	0	1	100.0	1,596.8	1,596.8			
					Outpatient Mental...	1 in 30 mins	0	1	100.0	1,598.1	1,617.1			
					Inpatient Mental...	1 in 60 mins	0	1	100.0	1,598.1	1,617.1			
					Intensive Outpatient	1 in 60 mins	0	1	100.0	1,598.1	1,617.1			
					Partial Hospitaliza...	1 in 60 mins	0	1	100.0	1,598.1	1,617.1			
					Inpatient MH/SA...	1 in 60 mins	0	1	100.0	1,598.1	1,617.1			
		Fort Lauder...	33309	1	Routine Office Ba...	1 in 30 mins	0	1	100.0	1,768.3	1,768.3			
					Outpatient Mental...	1 in 30 mins	0	1	100.0	1,769.5	1,785.8			
					Inpatient Mental...	1 in 60 mins	0	1	100.0	1,769.5	1,785.8			
					Intensive Outpatient	1 in 60 mins	0	1	100.0	1,769.5	1,785.8			
Partial Hospitaliza...	1 in 60 mins				0	1	100.0	1,769.5	1,785.8					
Inpatient MH/SA...	1 in 60 mins				0	1	100.0	1,769.5	1,785.8					
33312	1				Routine Office Ba...	1 in 30 mins	0	1	100.0	1,777.2	1,777.2			
					Outpatient Mental...	1 in 30 mins	0	1	100.0	1,778.4	1,794.6			
					Inpatient Mental...	1 in 60 mins	0	1	100.0	1,778.4	1,794.6			
					Intensive Outpatient	1 in 60 mins	0	1	100.0	1,778.4	1,794.6			
33324	2	Partial Hospitaliza...	1 in 60 mins	0	1	100.0	1,778.4	1,794.6						
		Inpatient MH/SA...	1 in 60 mins	0	1	100.0	1,778.4	1,794.6						
		Routine Office Ba...	1 in 30 mins	0	2	100.0	1,777.7	1,777.7						
		Outpatient Mental...	1 in 30 mins	0	2	100.0	1,778.8	1,795.3						
33351	1	Inpatient Mental...	1 in 60 mins	0	2	100.0	1,778.8	1,795.3						
		Intensive Outpatient	1 in 60 mins	0	2	100.0	1,778.8	1,795.3						
		Partial Hospitaliza...	1 in 60 mins	0	2	100.0	1,778.8	1,795.3						
		Inpatient MH/SA...	1 in 60 mins	0	2	100.0	1,778.8	1,795.3						
		Routine Office Ba...	1 in 30 mins	0	1	100.0	1,772.8	1,772.8						
			33351	1	Outpatient Mental...	1 in 30 mins	0	1	100.0	1,774.1	1,790.6			

Access Detail for All Employees Without Access

June 2022

Created for...
Cigna Payer Solutions Vermont PPO

- Access Analysis
- VT State Access
- Distance Method
- Estimated Driving Distance
- Employee / Provider Groups
- All Employees
- Routine Office Based Mental Health and Substance Abuse Services
- Outpatient Mental Health/Substance Abuse Services
- Inpatient Mental Health
- Intensive Outpatient
- Partial Hospitalization
- Inpatient MH/SA or Residential MH/SA

All Employees												
State Name	County	City	Zip Code	Employee	Provider		Counts	Without Access		Average Time		
				#	Group	Standard	#	#	%	1	2	
Florida	Broward	Fort Lauder...	33351	1	Inpatient Mental...	1 in 60 mins	0	1	100.0	1,774.1	1,790.6	
					Intensive Outpatient	1 in 60 mins	0	1	100.0	1,774.1	1,790.6	
					Partial Hospitaliza...	1 in 60 mins	0	1	100.0	1,774.1	1,790.6	
					Inpatient MH/SA...	1 in 60 mins	0	1	100.0	1,774.1	1,790.6	
					Routine Office Ba...	1 in 30 mins	0	1	100.0	1,784.0	1,784.0	
					Outpatient Mental...	1 in 30 mins	0	1	100.0	1,785.3	1,801.4	
			Hollywood	33020		Inpatient Mental...	1 in 60 mins	0	1	100.0	1,785.3	1,801.4
					Intensive Outpatient	1 in 60 mins	0	1	100.0	1,785.3	1,801.4	
					Partial Hospitaliza...	1 in 60 mins	0	1	100.0	1,785.3	1,801.4	
					Inpatient MH/SA...	1 in 60 mins	0	1	100.0	1,785.3	1,801.4	
					Routine Office Ba...	1 in 30 mins	0	1	100.0	1,139.4	1,139.4	
					Outpatient Mental...	1 in 30 mins	0	1	100.0	1,140.4	1,158.8	
		Clay	Green Cove...	32043		Inpatient Mental...	1 in 60 mins	0	1	100.0	1,140.4	1,158.8
					Intensive Outpatient	1 in 60 mins	0	1	100.0	1,140.4	1,158.8	
					Partial Hospitaliza...	1 in 60 mins	0	1	100.0	1,140.4	1,158.8	
					Inpatient MH/SA...	1 in 60 mins	0	1	100.0	1,140.4	1,158.8	
					Routine Office Ba...	1 in 30 mins	0	1	100.0	1,139.2	1,139.2	
					Outpatient Mental...	1 in 30 mins	0	1	100.0	1,140.2	1,158.9	
		Middleburg	32068		Inpatient Mental...	1 in 60 mins	0	1	100.0	1,140.2	1,158.9	
				Intensive Outpatient	1 in 60 mins	0	1	100.0	1,140.2	1,158.9		
				Partial Hospitaliza...	1 in 60 mins	0	1	100.0	1,140.2	1,158.9		
				Inpatient MH/SA...	1 in 60 mins	0	1	100.0	1,140.2	1,158.9		
				Routine Office Ba...	1 in 30 mins	0	1	100.0	1,415.6	1,415.6		
				Outpatient Mental...	1 in 30 mins	0	1	100.0	1,416.6	1,432.0		
	Collier	Naples	34113		Inpatient Mental...	1 in 60 mins	0	1	100.0	1,416.6	1,432.0	
				Intensive Outpatient	1 in 60 mins	0	1	100.0	1,416.6	1,432.0		
				Partial Hospitaliza...	1 in 60 mins	0	1	100.0	1,416.6	1,432.0		
				Inpatient MH/SA...	1 in 60 mins	0	1	100.0	1,416.6	1,432.0		
				Routine Office Ba...	1 in 30 mins	0	1	100.0	1,416.6	1,416.6		
				Outpatient Mental...	1 in 30 mins	0	1	100.0	1,417.6	1,432.9		
			34114		Inpatient Mental...	1 in 60 mins	0	1	100.0	1,417.6	1,432.9	
				Intensive Outpatient	1 in 60 mins	0	1	100.0	1,417.6	1,432.9		
				Partial Hospitaliza...	1 in 60 mins	0	1	100.0	1,417.6	1,432.9		
				Inpatient MH/SA...	1 in 60 mins	0	1	100.0	1,417.6	1,432.9		
				Routine Office Ba...	1 in 30 mins	0	1	100.0	1,403.4	1,403.4		
				Outpatient Mental...	1 in 30 mins	0	1	100.0	1,404.4	1,419.7		
			34117		Inpatient Mental...	1 in 60 mins	0	1	100.0	1,404.4	1,419.7	
				Intensive Outpatient	1 in 60 mins	0	1	100.0	1,404.4	1,419.7		
				Partial Hospitaliza...	1 in 60 mins	0	1	100.0	1,404.4	1,419.7		
				Inpatient MH/SA...	1 in 60 mins	0	1	100.0	1,404.4	1,419.7		
				Routine Office Ba...	1 in 30 mins	0	1	100.0	1,404.4	1,419.7		
				Outpatient Mental...	1 in 30 mins	0	1	100.0	1,404.4	1,419.7		

Access Detail for All Employees Without Access

June 2022

Created for...
Cigna Payer Solutions Vermont PPO

Access Analysis
VT State Access

Distance Method
Estimated Driving Distance

Employee / Provider Groups
All Employees
Routine Office Based Mental Health and Substance Abuse Services
Outpatient Mental Health/Substance Abuse Services
Inpatient Mental Health
Intensive Outpatient
Partial Hospitalization
Inpatient MH/SA or Residential MH/SA

All Employees															
State Name	County	City	Zip Code	Employee	Provider		Counts	Without Access		Average Time					
				#	Group	Standard	#	#	%	1	2				
Florida	Collier	Naples	34119	2	Routine Office Ba...	1 in 30 mins	0	2	100.0	1,543.3	1,543.3				
					Outpatient Mental...	1 in 30 mins	0	2	100.0	1,544.4	1,561.4				
									Inpatient Mental...	1 in 60 mins	0	2	100.0	1,544.4	1,561.4
									Intensive Outpatient	1 in 60 mins	0	2	100.0	1,544.4	1,561.4
									Partial Hospitaliza...	1 in 60 mins	0	2	100.0	1,544.4	1,561.4
									Inpatient MH/SA...	1 in 60 mins	0	2	100.0	1,544.4	1,561.4
	Hendry	Labelle	33935	1	Routine Office Ba...	1 in 30 mins	0	1	100.0	1,359.2	1,359.2				
					Outpatient Mental...	1 in 30 mins	0	1	100.0	1,360.2	1,375.6				
									Inpatient Mental...	1 in 60 mins	0	1	100.0	1,360.2	1,375.6
									Intensive Outpatient	1 in 60 mins	0	1	100.0	1,360.2	1,375.6
									Partial Hospitaliza...	1 in 60 mins	0	1	100.0	1,360.2	1,375.6
									Inpatient MH/SA...	1 in 60 mins	0	1	100.0	1,360.2	1,375.6
	Hillsborough	Lithia	33547	1	Routine Office Ba...	1 in 30 mins	0	1	100.0	1,304.5	1,304.5				
					Outpatient Mental...	1 in 30 mins	0	1	100.0	1,305.4	1,322.9				
									Inpatient Mental...	1 in 60 mins	0	1	100.0	1,305.4	1,322.9
									Intensive Outpatient	1 in 60 mins	0	1	100.0	1,305.4	1,322.9
									Partial Hospitaliza...	1 in 60 mins	0	1	100.0	1,305.4	1,322.9
									Inpatient MH/SA...	1 in 60 mins	0	1	100.0	1,305.4	1,322.9
		Odessa	33556	1	Routine Office Ba...	1 in 30 mins	0	1	100.0	1,297.6	1,297.6				
					Outpatient Mental...	1 in 30 mins	0	1	100.0	1,298.5	1,317.0				
									Inpatient Mental...	1 in 60 mins	0	1	100.0	1,298.5	1,317.0
									Intensive Outpatient	1 in 60 mins	0	1	100.0	1,298.5	1,317.0
									Partial Hospitaliza...	1 in 60 mins	0	1	100.0	1,298.5	1,317.0
									Inpatient MH/SA...	1 in 60 mins	0	1	100.0	1,298.5	1,317.0
Riverview	33569	1	Routine Office Ba...	1 in 30 mins	0	1	100.0	1,440.2	1,440.2						
			Outpatient Mental...	1 in 30 mins	0	1	100.0	1,441.3	1,460.7						
							Inpatient Mental...	1 in 60 mins	0	1	100.0	1,441.3	1,460.7		
							Intensive Outpatient	1 in 60 mins	0	1	100.0	1,441.3	1,460.7		
							Partial Hospitaliza...	1 in 60 mins	0	1	100.0	1,441.3	1,460.7		
							Inpatient MH/SA...	1 in 60 mins	0	1	100.0	1,441.3	1,460.7		
Seffner	33584	2	Routine Office Ba...	1 in 30 mins	0	2	100.0	1,428.1	1,428.1						
			Outpatient Mental...	1 in 30 mins	0	2	100.0	1,429.0	1,448.7						
							Inpatient Mental...	1 in 60 mins	0	2	100.0	1,429.0	1,448.7		
							Intensive Outpatient	1 in 60 mins	0	2	100.0	1,429.0	1,448.7		
							Partial Hospitaliza...	1 in 60 mins	0	1	100.0	1,444.0	1,463.6		
							Inpatient MH/SA...	1 in 60 mins	0	1	100.0	1,444.0	1,463.6		

Access Detail for All Employees Without Access

June 2022

Created for...
Cigna Payer Solutions Vermont PPO

- Access Analysis
- VT State Access
- Distance Method
- Estimated Driving Distance
- Employee / Provider Groups
- All Employees
- Routine Office Based Mental Health and Substance Abuse Services
- Outpatient Mental Health/Substance Abuse Services
- Inpatient Mental Health
- Intensive Outpatient
- Partial Hospitalization
- Inpatient MH/SA or Residential MH/SA

All Employees													
State Name	County	City	Zip Code	Employee	Provider		Counts	Without Access		Average Time			
				#	Group	Standard	#	#	%	1	2		
Florida	Hillsborough	Seffner	33584	2	Partial Hospitaliza...	1 in 60 mins	0	2	100.0	1,429.0	1,448.7		
					Inpatient MH/SA...	1 in 60 mins	0	2	100.0	1,429.0	1,448.7		
				Tampa	33615	1	Routine Office Ba...	1 in 30 mins	0	1	100.0	1,691.4	1,691.4
							Outpatient Mental...	1 in 30 mins	0	1	100.0	1,692.7	1,716.4
						Inpatient Mental...	1 in 60 mins	0	1	100.0	1,692.7	1,716.4	
						Intensive Outpatient	1 in 60 mins	0	1	100.0	1,692.7	1,716.4	
		Partial Hospitaliza...	1 in 60 mins			0	1	100.0	1,692.7	1,716.4			
		Inpatient MH/SA...	1 in 60 mins			0	1	100.0	1,692.7	1,716.4			
		Valrico	33618	1	Routine Office Ba...	1 in 30 mins	0	1	100.0	1,430.1	1,430.1		
					Outpatient Mental...	1 in 30 mins	0	1	100.0	1,431.2	1,451.2		
				Inpatient Mental...	1 in 60 mins	0	1	100.0	1,431.2	1,451.2			
				Intensive Outpatient	1 in 60 mins	0	1	100.0	1,431.2	1,451.2			
	Partial Hospitaliza...			1 in 60 mins	0	1	100.0	1,431.2	1,451.2				
	Inpatient MH/SA...			1 in 60 mins	0	1	100.0	1,431.2	1,451.2				
	Indian River	Vero Beach	32963	1	Routine Office Ba...	1 in 30 mins	0	1	100.0	1,262.8	1,262.8		
					Outpatient Mental...	1 in 30 mins	0	1	100.0	1,263.8	1,277.7		
				Inpatient Mental...	1 in 60 mins	0	1	100.0	1,263.8	1,277.7			
				Intensive Outpatient	1 in 60 mins	0	1	100.0	1,263.8	1,277.7			
				Partial Hospitaliza...	1 in 60 mins	0	1	100.0	1,263.8	1,277.7			
				Inpatient MH/SA...	1 in 60 mins	0	1	100.0	1,263.8	1,277.7			
		Lee	Cape Coral	33914	1	Routine Office Ba...	1 in 30 mins	0	1	100.0	1,527.9	1,527.9	
						Outpatient Mental...	1 in 30 mins	0	1	100.0	1,528.9	1,546.9	
					Inpatient Mental...	1 in 60 mins	0	1	100.0	1,528.9	1,546.9		
					Intensive Outpatient	1 in 60 mins	0	1	100.0	1,528.9	1,546.9		
Partial Hospitaliza...					1 in 60 mins	0	1	100.0	1,528.9	1,546.9			
Inpatient MH/SA...					1 in 60 mins	0	1	100.0	1,528.9	1,546.9			
Fort Myers	33908	1	Routine Office Ba...	1 in 30 mins	0	1	100.0	1,391.2	1,391.2				
			Outpatient Mental...	1 in 30 mins	0	1	100.0	1,392.2	1,408.2				
		Inpatient Mental...	1 in 60 mins	0	1	100.0	1,392.2	1,408.2					
		Intensive Outpatient	1 in 60 mins	0	1	100.0	1,392.2	1,408.2					
		Partial Hospitaliza...	1 in 60 mins	0	1	100.0	1,392.2	1,408.2					
		Inpatient MH/SA...	1 in 60 mins	0	1	100.0	1,392.2	1,408.2					
			33919	1	Routine Office Ba...	1 in 30 mins	0	1	100.0	1,525.9	1,525.9		
					Outpatient Mental...	1 in 30 mins	0	1	100.0	1,527.0	1,544.6		

Access Detail for All Employees Without Access

June 2022

Created for...
Cigna Payer Solutions Vermont PPO

Access Analysis
VT State Access
Distance Method
Estimated Driving Distance
Employee / Provider Groups
All Employees
Routine Office Based Mental Health and Substance Abuse Services
Outpatient Mental Health/Substance Abuse Services
Inpatient Mental Health
Intensive Outpatient
Partial Hospitalization
Inpatient MH/SA or Residential MH/SA

All Employees												
State Name	County	City	Zip Code	Employee	Provider		Counts	Without Access		Average Time		
				#	Group	Standard	#	#	%	1	2	
Florida	Lee	Fort Myers	33919	1	Inpatient Mental...	1 in 60 mins	0	1	100.0	1,527.0	1,544.6	
					Intensive Outpatient	1 in 60 mins	0	1	100.0	1,527.0	1,544.6	
					Partial Hospitaliza...	1 in 60 mins	0	1	100.0	1,527.0	1,544.6	
					Inpatient MH/SA...	1 in 60 mins	0	1	100.0	1,527.0	1,544.6	
					Routine Office Ba...	1 in 30 mins	0	1	100.0	1,378.0	1,378.0	
					Outpatient Mental...	1 in 30 mins	0	1	100.0	1,378.9	1,394.5	
			Lehigh Acres	33974	1	Inpatient Mental...	1 in 60 mins	0	1	100.0	1,378.9	1,394.5
					Intensive Outpatient	1 in 60 mins	0	1	100.0	1,378.9	1,394.5	
					Partial Hospitaliza...	1 in 60 mins	0	1	100.0	1,378.9	1,394.5	
					Inpatient MH/SA...	1 in 60 mins	0	1	100.0	1,378.9	1,394.5	
					Routine Office Ba...	1 in 30 mins	0	1	100.0	1,401.0	1,401.0	
					Outpatient Mental...	1 in 30 mins	0	1	100.0	1,402.0	1,418.4	
		Sanibel	33957	1	Inpatient Mental...	1 in 60 mins	0	1	100.0	1,402.0	1,418.4	
				Intensive Outpatient	1 in 60 mins	0	1	100.0	1,402.0	1,418.4		
				Partial Hospitaliza...	1 in 60 mins	0	1	100.0	1,402.0	1,418.4		
				Inpatient MH/SA...	1 in 60 mins	0	1	100.0	1,402.0	1,418.4		
				Routine Office Ba...	1 in 30 mins	0	1	100.0	1,207.6	1,207.6		
				Outpatient Mental...	1 in 30 mins	0	1	100.0	1,208.6	1,227.9		
		Levy	Williston	32696	1	Inpatient Mental...	1 in 60 mins	0	1	100.0	1,208.6	1,227.9
					Intensive Outpatient	1 in 60 mins	0	1	100.0	1,208.6	1,227.9	
					Partial Hospitaliza...	1 in 60 mins	0	1	100.0	1,208.6	1,227.9	
					Inpatient MH/SA...	1 in 60 mins	0	1	100.0	1,208.6	1,227.9	
					Routine Office Ba...	1 in 30 mins	0	1	100.0	1,475.2	1,475.2	
					Outpatient Mental...	1 in 30 mins	0	1	100.0	1,476.3	1,495.9	
	Manatee	Bradenton	34208	1	Inpatient Mental...	1 in 60 mins	0	1	100.0	1,476.3	1,495.9	
				Intensive Outpatient	1 in 60 mins	0	1	100.0	1,476.3	1,495.9		
				Partial Hospitaliza...	1 in 60 mins	0	1	100.0	1,476.3	1,495.9		
				Inpatient MH/SA...	1 in 60 mins	0	1	100.0	1,476.3	1,495.9		
				Routine Office Ba...	1 in 30 mins	0	1	100.0	1,337.2	1,337.2		
				Outpatient Mental...	1 in 30 mins	0	1	100.0	1,338.2	1,355.8		
			34212	1	Inpatient Mental...	1 in 60 mins	0	1	100.0	1,338.2	1,355.8	
				Intensive Outpatient	1 in 60 mins	0	1	100.0	1,338.2	1,355.8		
				Partial Hospitaliza...	1 in 60 mins	0	1	100.0	1,338.2	1,355.8		
				Inpatient MH/SA...	1 in 60 mins	0	1	100.0	1,338.2	1,355.8		
				Routine Office Ba...	1 in 30 mins	0	1	100.0	1,482.1	1,482.1		
				Outpatient Mental...	1 in 30 mins	0	1	100.0	1,483.2	1,502.7		
		Sarasota	34243	1	Inpatient Mental...	1 in 60 mins	0	1	100.0	1,483.2	1,502.7	
				Intensive Outpatient	1 in 60 mins	0	1	100.0	1,483.2	1,502.7		
				Partial Hospitaliza...	1 in 60 mins	0	1	100.0	1,483.2	1,502.7		
				Inpatient MH/SA...	1 in 60 mins	0	1	100.0	1,483.2	1,502.7		
				Routine Office Ba...	1 in 30 mins	0	1	100.0	1,483.2	1,502.7		
				Outpatient Mental...	1 in 30 mins	0	1	100.0	1,483.2	1,502.7		

Access Detail for All Employees Without Access

June 2022

Created for...
Cigna Payer Solutions Vermont PPO

Access Analysis
VT State Access

Distance Method
Estimated Driving Distance

Employee / Provider Groups
All Employees
Routine Office Based Mental Health and Substance Abuse Services
Outpatient Mental Health/Substance Abuse Services
Inpatient Mental Health
Intensive Outpatient
Partial Hospitalization
Inpatient MH/SA or Residential MH/SA

All Employees											
State Name	County	City	Zip Code	Employee	Provider		Counts	Without Access		Average Time	
				#	Group	Standard	#	#	%	1	2
Florida	Miami-Dade	Miami Beach	33139	1	Routine Office Ba...	1 in 30 mins	0	1	100.0	1,805.2	1,805.2
				0	Outpatient Mental...	1 in 30 mins	0	1	100.0	1,806.4	1,822.3
				0	Inpatient Mental...	1 in 60 mins	0	1	100.0	1,806.4	1,822.3
				0	Intensive Outpatient	1 in 60 mins	0	1	100.0	1,806.4	1,822.3
				0	Partial Hospitaliza...	1 in 60 mins	0	1	100.0	1,806.4	1,822.3
				0	Inpatient MH/SA...	1 in 60 mins	0	1	100.0	1,806.4	1,822.3
	North Miami...	33160	1	0	Routine Office Ba...	1 in 30 mins	0	1	100.0	1,790.8	1,790.8
				0	Outpatient Mental...	1 in 30 mins	0	1	100.0	1,792.0	1,808.0
				0	Inpatient Mental...	1 in 60 mins	0	1	100.0	1,792.0	1,808.0
				0	Intensive Outpatient	1 in 60 mins	0	1	100.0	1,792.0	1,808.0
				0	Partial Hospitaliza...	1 in 60 mins	0	1	100.0	1,792.0	1,808.0
				0	Inpatient MH/SA...	1 in 60 mins	0	1	100.0	1,792.0	1,808.0
	Orange	Apopka	32703	1	Routine Office Ba...	1 in 30 mins	0	1	100.0	1,348.8	1,348.8
				0	Outpatient Mental...	1 in 30 mins	0	1	100.0	1,349.8	1,368.4
				0	Inpatient Mental...	1 in 60 mins	0	1	100.0	1,349.8	1,368.4
				0	Intensive Outpatient	1 in 60 mins	0	1	100.0	1,349.8	1,368.4
				0	Partial Hospitaliza...	1 in 60 mins	0	1	100.0	1,349.8	1,368.4
				0	Inpatient MH/SA...	1 in 60 mins	0	1	100.0	1,349.8	1,368.4
	Palm Beach	Boynton Beach	33426	1	Routine Office Ba...	1 in 30 mins	0	1	100.0	1,733.3	1,733.3
				0	Outpatient Mental...	1 in 30 mins	0	1	100.0	1,734.6	1,750.8
				0	Inpatient Mental...	1 in 60 mins	0	1	100.0	1,734.6	1,750.8
				0	Intensive Outpatient	1 in 60 mins	0	1	100.0	1,734.6	1,750.8
				0	Partial Hospitaliza...	1 in 60 mins	0	1	100.0	1,734.6	1,750.8
				0	Inpatient MH/SA...	1 in 60 mins	0	1	100.0	1,734.6	1,750.8
Jupiter	33469	1	0	Routine Office Ba...	1 in 30 mins	0	1	100.0	1,438.8	1,438.8	
			0	Outpatient Mental...	1 in 30 mins	0	1	100.0	1,439.8	1,454.0	
			0	Inpatient Mental...	1 in 60 mins	0	1	100.0	1,439.8	1,454.0	
			0	Intensive Outpatient	1 in 60 mins	0	1	100.0	1,439.8	1,454.0	
			0	Partial Hospitaliza...	1 in 60 mins	0	1	100.0	1,439.8	1,454.0	
			0	Inpatient MH/SA...	1 in 60 mins	0	1	100.0	1,439.8	1,454.0	
Palm Beach...	33418	1	0	Routine Office Ba...	1 in 30 mins	0	1	100.0	1,317.0	1,317.0	
			0	Outpatient Mental...	1 in 30 mins	0	1	100.0	1,318.0	1,330.9	
			0	Inpatient Mental...	1 in 60 mins	0	1	100.0	1,318.0	1,330.9	
			0	Intensive Outpatient	1 in 60 mins	0	1	100.0	1,318.0	1,330.9	
			0	Partial Hospitaliza...	1 in 60 mins	0	1	100.0	1,318.0	1,330.9	
			0	Inpatient MH/SA...	1 in 60 mins	0	1	100.0	1,318.0	1,330.9	
West Palm B...	33401	1	0	Routine Office Ba...	1 in 30 mins	0	1	100.0	1,715.2	1,715.2	
			0	Outpatient Mental...	1 in 30 mins	0	1	100.0	1,716.5	1,732.9	
			0	Inpatient Mental...	1 in 60 mins	0	1	100.0	1,716.5	1,732.9	
			0	Intensive Outpatient	1 in 60 mins	0	1	100.0	1,716.5	1,732.9	

Access Detail for All Employees Without Access

June 2022

Created for...
Cigna Payer Solutions Vermont PPO

- Access Analysis
- VT State Access
- Distance Method
- Estimated Driving Distance
- Employee / Provider Groups
- All Employees
- Routine Office Based Mental Health and Substance Abuse Services
- Outpatient Mental Health/Substance Abuse Services
- Inpatient Mental Health
- Intensive Outpatient
- Partial Hospitalization
- Inpatient MH/SA or Residential MH/SA

All Employees													
State Name	County	City	Zip Code	Employee	Provider		Counts	Without Access		Average Time			
				#	Group	Standard	#	#	%	1	2		
Florida	Palm Beach	West Palm B...	33401	1	Partial Hospitaliza...	1 in 60 mins	0	1	100.0	1,716.5	1,732.9		
					Inpatient MH/SA...	1 in 60 mins	0	1	100.0	1,716.5	1,732.9		
				33415	1	Routine Office Ba...	1 in 30 mins	0	1	100.0	1,722.7	1,722.7	
						Outpatient Mental...	1 in 30 mins	0	1	100.0	1,724.0	1,740.5	
						Inpatient Mental...	1 in 60 mins	0	1	100.0	1,724.0	1,740.5	
						Intensive Outpatient	1 in 60 mins	0	1	100.0	1,724.0	1,740.5	
		Pasco	New Port Ric...	34653		Partial Hospitaliza...	1 in 60 mins	0	1	100.0	1,724.0	1,740.5	
					Inpatient MH/SA...	1 in 60 mins	0	1	100.0	1,724.0	1,740.5		
					1	Routine Office Ba...	1 in 30 mins	0	1	100.0	1,423.4	1,423.4	
						Outpatient Mental...	1 in 30 mins	0	1	100.0	1,424.4	1,445.0	
						Inpatient Mental...	1 in 60 mins	0	1	100.0	1,424.4	1,445.0	
						Intensive Outpatient	1 in 60 mins	0	1	100.0	1,424.4	1,445.0	
		Pinellas	Dunedin	34698		Partial Hospitaliza...	1 in 60 mins	0	1	100.0	1,424.4	1,445.0	
					Inpatient MH/SA...	1 in 60 mins	0	1	100.0	1,424.4	1,445.0		
					1	Routine Office Ba...	1 in 30 mins	0	1	100.0	1,697.9	1,697.9	
						Outpatient Mental...	1 in 30 mins	0	1	100.0	1,699.0	1,723.3	
						Inpatient Mental...	1 in 60 mins	0	1	100.0	1,699.0	1,723.3	
						Intensive Outpatient	1 in 60 mins	0	1	100.0	1,699.0	1,723.3	
			Saint Peters...	33701		Partial Hospitaliza...	1 in 60 mins	0	1	100.0	1,699.0	1,723.3	
							Inpatient MH/SA...	1 in 60 mins	0	1	100.0	1,699.0	1,723.3
						1	Routine Office Ba...	1 in 30 mins	0	1	100.0	1,714.8	1,714.8
							Outpatient Mental...	1 in 30 mins	0	1	100.0	1,716.1	1,739.8
							Inpatient Mental...	1 in 60 mins	0	1	100.0	1,716.1	1,739.8
							Intensive Outpatient	1 in 60 mins	0	1	100.0	1,716.1	1,739.8
	Polk	Davenport	33896		Partial Hospitaliza...	1 in 60 mins	0	1	100.0	1,716.1	1,739.8		
							Inpatient MH/SA...	1 in 60 mins	0	1	100.0	1,716.1	1,739.8
				2	Routine Office Ba...	1 in 30 mins	0	2	100.0	1,257.8	1,257.8		
					Outpatient Mental...	1 in 30 mins	0	2	100.0	1,258.6	1,275.4		
					Inpatient Mental...	1 in 60 mins	0	2	100.0	1,258.6	1,275.4		
					Intensive Outpatient	1 in 60 mins	0	2	100.0	1,258.6	1,275.4		
	Santa Rosa	Navarre	32566		Partial Hospitaliza...	1 in 60 mins	0	2	100.0	1,258.6	1,275.4		
							Inpatient MH/SA...	1 in 60 mins	0	2	100.0	1,258.6	1,275.4
				2	Routine Office Ba...	1 in 30 mins	0	2	100.0	1,321.8	1,321.8		
					Outpatient Mental...	1 in 30 mins	0	2	100.0	1,322.8	1,349.4		
					Inpatient Mental...	1 in 60 mins	0	2	100.0	1,322.8	1,349.4		
					Intensive Outpatient	1 in 60 mins	0	2	100.0	1,322.8	1,349.4		
	Sarasota	Sarasota	34233		Partial Hospitaliza...	1 in 60 mins	0	2	100.0	1,322.8	1,349.4		
							Inpatient MH/SA...	1 in 60 mins	0	2	100.0	1,322.8	1,349.4
				1	Routine Office Ba...	1 in 30 mins	0	1	100.0	1,489.2	1,489.2		
					Outpatient Mental...	1 in 30 mins	0	1	100.0	1,490.2	1,509.6		

Access Detail for All Employees Without Access

June 2022

Created for...
Cigna Payer Solutions Vermont PPO

Access Analysis
VT State Access
Distance Method
Estimated Driving Distance
Employee / Provider Groups
All Employees
Routine Office Based Mental Health and Substance Abuse Services
Outpatient Mental Health/Substance Abuse Services
Inpatient Mental Health
Intensive Outpatient
Partial Hospitalization
Inpatient MH/SA or Residential MH/SA

All Employees											
State Name	County	City	Zip Code	Employee	Provider		Counts	Without Access		Average Time	
				#	Group	Standard	#	#	%	1	2
Florida	Sarasota	Sarasota	34233	1	Inpatient Mental...	1 in 60 mins	0	1	100.0	1,490.2	1,509.6
					Intensive Outpatient	1 in 60 mins	0	1	100.0	1,490.2	1,509.6
					Partial Hospitaliza...	1 in 60 mins	0	1	100.0	1,490.2	1,509.6
					Inpatient MH/SA...	1 in 60 mins	0	1	100.0	1,490.2	1,509.6
					Routine Office Ba...	1 in 30 mins	0	1	100.0	1,493.5	1,493.5
					Outpatient Mental...	1 in 30 mins	0	1	100.0	1,494.6	1,513.9
				Inpatient Mental...	1 in 60 mins	0	1	100.0	1,494.6	1,513.9	
				Intensive Outpatient	1 in 60 mins	0	1	100.0	1,494.6	1,513.9	
				Partial Hospitaliza...	1 in 60 mins	0	1	100.0	1,494.6	1,513.9	
				Inpatient MH/SA...	1 in 60 mins	0	1	100.0	1,494.6	1,513.9	
				Routine Office Ba...	1 in 30 mins	0	1	100.0	1,133.8	1,133.8	
				Outpatient Mental...	1 in 30 mins	0	1	100.0	1,134.8	1,152.4	
		Inpatient Mental...	1 in 60 mins	0	1	100.0	1,134.8	1,152.4			
		Intensive Outpatient	1 in 60 mins	0	1	100.0	1,134.8	1,152.4			
		Partial Hospitaliza...	1 in 60 mins	0	1	100.0	1,134.8	1,152.4			
		Inpatient MH/SA...	1 in 60 mins	0	1	100.0	1,134.8	1,152.4			
		Routine Office Ba...	1 in 30 mins	0	1	100.0	1,139.4	1,139.4			
		Outpatient Mental...	1 in 30 mins	0	1	100.0	1,140.3	1,157.8			
		Inpatient Mental...	1 in 60 mins	0	1	100.0	1,140.3	1,157.8			
		Intensive Outpatient	1 in 60 mins	0	1	100.0	1,140.3	1,157.8			
		Partial Hospitaliza...	1 in 60 mins	0	1	100.0	1,140.3	1,157.8			
		Inpatient MH/SA...	1 in 60 mins	0	1	100.0	1,140.3	1,157.8			
		Routine Office Ba...	1 in 30 mins	0	1	100.0	1,424.5	1,424.5			
		Outpatient Mental...	1 in 30 mins	0	1	100.0	1,425.6	1,440.6			
	Inpatient Mental...	1 in 60 mins	0	1	100.0	1,425.6	1,440.6				
	Intensive Outpatient	1 in 60 mins	0	1	100.0	1,425.6	1,440.6				
	Partial Hospitaliza...	1 in 60 mins	0	1	100.0	1,425.6	1,440.6				
	Inpatient MH/SA...	1 in 60 mins	0	1	100.0	1,425.6	1,440.6				
	Routine Office Ba...	1 in 30 mins	0	1	100.0	1,195.8	1,195.8				
	Outpatient Mental...	1 in 30 mins	0	1	100.0	1,196.7	1,213.6				
	Inpatient Mental...	1 in 60 mins	0	1	100.0	1,196.7	1,213.6				
	Intensive Outpatient	1 in 60 mins	0	1	100.0	1,196.7	1,213.6				
	Partial Hospitaliza...	1 in 60 mins	0	1	100.0	1,196.7	1,213.6				
	Inpatient MH/SA...	1 in 60 mins	0	1	100.0	1,196.7	1,213.6				
	Routine Office Ba...	1 in 30 mins	0	1	100.0	1,321.4	1,321.4				
	Outpatient Mental...	1 in 30 mins	0	1	100.0	1,322.5	1,340.7				
	Inpatient Mental...	1 in 60 mins	0	1	100.0	1,322.5	1,340.7				
	Intensive Outpatient	1 in 60 mins	0	1	100.0	1,322.5	1,340.7				
	Partial Hospitaliza...	1 in 60 mins	0	1	100.0	1,322.5	1,340.7				
	Inpatient MH/SA...	1 in 60 mins	0	1	100.0	1,322.5	1,340.7				

Access Detail for All Employees Without Access

June 2022

Created for...
Cigna Payer Solutions Vermont PPO

- Access Analysis
- VT State Access
- Distance Method
- Estimated Driving Distance
- Employee / Provider Groups
- All Employees
- Routine Office Based Mental Health and Substance Abuse Services
- Outpatient Mental Health/Substance Abuse Services
- Inpatient Mental Health
- Intensive Outpatient
- Partial Hospitalization
- Inpatient MH/SA or Residential MH/SA

All Employees														
State Name	County	City	Zip Code	Employee	Provider		Counts	Without Access		Average Time				
				#	Group	Standard	#	#	%	1	2			
Florida	Volusia	Port Orange	32129	1	Routine Office Ba...	1 in 30 mins	0	1	100.0	1,295.1	1,295.1			
					Outpatient Mental...	1 in 30 mins	0	1	100.0	1,296.2	1,314.2			
					Inpatient Mental...	1 in 60 mins	0	1	100.0	1,296.2	1,314.2			
					Intensive Outpatient	1 in 60 mins	0	1	100.0	1,296.2	1,314.2			
					Partial Hospitaliza...	1 in 60 mins	0	1	100.0	1,296.2	1,314.2			
					Inpatient MH/SA...	1 in 60 mins	0	1	100.0	1,296.2	1,314.2			
Georgia	Chatham	Savannah	31419	1	Routine Office Ba...	1 in 30 mins	0	1	100.0	986.2	986.2			
					Outpatient Mental...	1 in 30 mins	0	1	100.0	987.2	1,006.8			
					Inpatient Mental...	1 in 60 mins	0	1	100.0	987.2	1,006.8			
					Intensive Outpatient	1 in 60 mins	0	1	100.0	987.2	1,006.8			
					Partial Hospitaliza...	1 in 60 mins	0	1	100.0	987.2	1,006.8			
					Inpatient MH/SA...	1 in 60 mins	0	1	100.0	987.2	1,006.8			
				Cherokee	Ball Ground	30107	1	Routine Office Ba...	1 in 30 mins	0	1	100.0	968.8	968.8
								Outpatient Mental...	1 in 30 mins	0	1	100.0	969.7	997.0
								Inpatient Mental...	1 in 60 mins	0	1	100.0	969.7	997.0
								Intensive Outpatient	1 in 60 mins	0	1	100.0	969.7	997.0
								Partial Hospitaliza...	1 in 60 mins	0	1	100.0	969.7	997.0
								Inpatient MH/SA...	1 in 60 mins	0	1	100.0	969.7	997.0
	Canton	30114	1	Routine Office Ba...	1 in 30 mins	0	1	100.0	980.4	980.4				
				Outpatient Mental...	1 in 30 mins	0	1	100.0	981.3	1,008.6				
				Inpatient Mental...	1 in 60 mins	0	1	100.0	981.3	1,008.6				
				Intensive Outpatient	1 in 60 mins	0	1	100.0	981.3	1,008.6				
				Partial Hospitaliza...	1 in 60 mins	0	1	100.0	981.3	1,008.6				
				Inpatient MH/SA...	1 in 60 mins	0	1	100.0	981.3	1,008.6				
	Clayton	Riverdale	30296	1	Routine Office Ba...	1 in 30 mins	0	1	100.0	1,118.5	1,118.5			
					Outpatient Mental...	1 in 30 mins	0	1	100.0	1,119.4	1,148.6			
					Inpatient Mental...	1 in 60 mins	0	1	100.0	1,119.4	1,148.6			
					Intensive Outpatient	1 in 60 mins	0	1	100.0	1,119.4	1,148.6			
					Partial Hospitaliza...	1 in 60 mins	0	1	100.0	1,119.4	1,148.6			
					Inpatient MH/SA...	1 in 60 mins	0	1	100.0	1,119.4	1,148.6			
Cobb	Kennesaw	30152	1	Routine Office Ba...	1 in 30 mins	0	1	100.0	1,100.8	1,100.8				
				Outpatient Mental...	1 in 30 mins	0	1	100.0	1,101.8	1,131.8				
				Inpatient Mental...	1 in 60 mins	0	1	100.0	1,101.8	1,131.8				
				Intensive Outpatient	1 in 60 mins	0	1	100.0	1,101.8	1,131.8				
				Partial Hospitaliza...	1 in 60 mins	0	1	100.0	1,101.8	1,131.8				
				Inpatient MH/SA...	1 in 60 mins	0	1	100.0	1,101.8	1,131.8				
Dade	Lookout Mou...	30750	1	Routine Office Ba...	1 in 30 mins	0	1	100.0	981.9	981.9				
				Outpatient Mental...	1 in 30 mins	0	1	100.0	982.8	1,012.0				
				Inpatient Mental...	1 in 60 mins	0	1	100.0	982.8	1,012.0				
				Intensive Outpatient	1 in 60 mins	0	1	100.0	982.8	1,012.0				

Access Detail for All Employees Without Access

June 2022
 Created for...
 Cigna Payer Solutions Vermont PPO

- Access Analysis
- VT State Access
- Distance Method
- Estimated Driving Distance
- Employee / Provider Groups
- All Employees
- Routine Office Based Mental Health and Substance Abuse Services
- Outpatient Mental Health/Substance Abuse Services
- Inpatient Mental Health
- Intensive Outpatient
- Partial Hospitalization
- Inpatient MH/SA or Residential MH/SA

All Employees												
State Name	County	City	Zip Code	Employee	Provider		Counts	Without Access		Average Time		
				#	Group	Standard	#	#	%	1	2	
Georgia	Dade	Lookout Mou...	30750	1	Partial Hospitaliza...	1 in 60 mins	0	1	100.0	982.8	1,012.0	
					Inpatient MH/SA...	1 in 60 mins	0	1	100.0	982.8	1,012.0	
	DeKalb	Atlanta	30317	1	Routine Office Ba...	1 in 30 mins	0	1	100.0	1,294.7	1,294.7	
					Outpatient Mental...	1 in 30 mins	0	1	100.0	1,295.8	1,330.3	
					Inpatient Mental...	1 in 60 mins	0	1	100.0	1,295.8	1,330.3	
					Intensive Outpatient	1 in 60 mins	0	1	100.0	1,295.8	1,330.3	
					Partial Hospitaliza...	1 in 60 mins	0	1	100.0	1,295.8	1,330.3	
					Inpatient MH/SA...	1 in 60 mins	0	1	100.0	1,295.8	1,330.3	
					30345	Routine Office Ba...	1 in 30 mins	0	1	100.0	1,284.5	1,284.5
						Outpatient Mental...	1 in 30 mins	0	1	100.0	1,285.8	1,320.2
						Inpatient Mental...	1 in 60 mins	0	1	100.0	1,285.8	1,320.2
						Intensive Outpatient	1 in 60 mins	0	1	100.0	1,285.8	1,320.2
						Partial Hospitaliza...	1 in 60 mins	0	1	100.0	1,285.8	1,320.2
						Inpatient MH/SA...	1 in 60 mins	0	1	100.0	1,285.8	1,320.2
					30030	Routine Office Ba...	1 in 30 mins	0	1	100.0	1,291.2	1,291.2
						Outpatient Mental...	1 in 30 mins	0	1	100.0	1,292.4	1,326.7
						Inpatient Mental...	1 in 60 mins	0	1	100.0	1,292.4	1,326.7
						Intensive Outpatient	1 in 60 mins	0	1	100.0	1,292.4	1,326.7
						Partial Hospitaliza...	1 in 60 mins	0	1	100.0	1,292.4	1,326.7
						Inpatient MH/SA...	1 in 60 mins	0	1	100.0	1,292.4	1,326.7
	30032	Routine Office Ba...	1 in 30 mins	0		1	100.0	1,291.7	1,291.7			
		Outpatient Mental...	1 in 30 mins	0		1	100.0	1,292.8	1,327.2			
		Inpatient Mental...	1 in 60 mins	0		1	100.0	1,292.8	1,327.2			
		Intensive Outpatient	1 in 60 mins	0		1	100.0	1,292.8	1,327.2			
	30084	Partial Hospitaliza...	1 in 60 mins	0	1	100.0	1,292.8	1,327.2				
		Inpatient MH/SA...	1 in 60 mins	0	1	100.0	1,292.8	1,327.2				
		Routine Office Ba...	1 in 30 mins	0	1	100.0	1,088.8	1,088.8				
		Outpatient Mental...	1 in 30 mins	0	1	100.0	1,089.9	1,119.1				
Inpatient Mental...		1 in 60 mins	0	1	100.0	1,089.9	1,119.1					
Intensive Outpatient		1 in 60 mins	0	1	100.0	1,089.9	1,119.1					
Partial Hospitaliza...		1 in 60 mins	0	1	100.0	1,089.9	1,119.1					
Inpatient MH/SA...		1 in 60 mins	0	1	100.0	1,089.9	1,119.1					
Effingham	Guyton	31312	1	Routine Office Ba...	1 in 30 mins	0	1	100.0	972.3	972.3		
				Outpatient Mental...	1 in 30 mins	0	1	100.0	973.3	993.3		
				Inpatient Mental...	1 in 60 mins	0	1	100.0	973.3	993.3		
				Intensive Outpatient	1 in 60 mins	0	1	100.0	973.3	993.3		
				Partial Hospitaliza...	1 in 60 mins	0	1	100.0	973.3	993.3		
				Inpatient MH/SA...	1 in 60 mins	0	1	100.0	973.3	993.3		
Fulton	Alpharetta	30004	1	Routine Office Ba...	1 in 30 mins	0	1	100.0	976.1	976.1		
				Outpatient Mental...	1 in 30 mins	0	1	100.0	977.1	1,004.0		

Access Detail for All Employees Without Access

June 2022

Created for...
Cigna Payer Solutions Vermont PPO

Access Analysis
VT State Access

Distance Method
Estimated Driving Distance

Employee / Provider Groups
All Employees
Routine Office Based Mental Health and Substance Abuse Services
Outpatient Mental Health/Substance Abuse Services
Inpatient Mental Health
Intensive Outpatient
Partial Hospitalization
Inpatient MH/SA or Residential MH/SA

All Employees													
State Name	County	City	Zip Code	Employee	Provider		Counts	Without Access		Average Time			
				#	Group	Standard	#	#	%	1	2		
Georgia	Fulton	Alpharetta	30004	1	Inpatient Mental...	1 in 60 mins	0	1	100.0	977.1	1,004.0		
					Intensive Outpatient	1 in 60 mins	0	1	100.0	977.1	1,004.0		
					Partial Hospitaliza...	1 in 60 mins	0	1	100.0	977.1	1,004.0		
					Inpatient MH/SA...	1 in 60 mins	0	1	100.0	977.1	1,004.0		
					Routine Office Ba...	1 in 30 mins	0	1	100.0	1,294.0	1,294.0		
					Outpatient Mental...	1 in 30 mins	0	1	100.0	1,295.2	1,329.7		
				Atlanta	30306	1	Inpatient Mental...	1 in 60 mins	0	1	100.0	1,295.2	1,329.7
						Intensive Outpatient	1 in 60 mins	0	1	100.0	1,295.2	1,329.7	
						Partial Hospitaliza...	1 in 60 mins	0	1	100.0	1,295.2	1,329.7	
						Inpatient MH/SA...	1 in 60 mins	0	1	100.0	1,295.2	1,329.7	
						Routine Office Ba...	1 in 30 mins	0	1	100.0	1,106.6	1,106.6	
						Outpatient Mental...	1 in 30 mins	0	1	100.0	1,107.7	1,136.8	
			30315	30315	1	Inpatient Mental...	1 in 60 mins	0	1	100.0	1,107.7	1,136.8	
					Intensive Outpatient	1 in 60 mins	0	1	100.0	1,107.7	1,136.8		
					Partial Hospitaliza...	1 in 60 mins	0	1	100.0	1,107.7	1,136.8		
					Inpatient MH/SA...	1 in 60 mins	0	1	100.0	1,107.7	1,136.8		
					Routine Office Ba...	1 in 30 mins	0	1	100.0	1,107.7	1,136.8		
					Outpatient Mental...	1 in 30 mins	0	1	100.0	1,107.7	1,136.8		
			30324	30324	1	Inpatient Mental...	1 in 60 mins	0	1	100.0	1,107.7	1,136.8	
					Intensive Outpatient	1 in 60 mins	0	1	100.0	1,107.7	1,136.8		
					Partial Hospitaliza...	1 in 60 mins	0	1	100.0	1,107.7	1,136.8		
					Inpatient MH/SA...	1 in 60 mins	0	1	100.0	1,107.7	1,136.8		
					Routine Office Ba...	1 in 30 mins	0	1	100.0	1,291.6	1,291.6		
					Outpatient Mental...	1 in 30 mins	0	1	100.0	1,292.7	1,327.3		
	30328	30328	1	Inpatient Mental...	1 in 60 mins	0	1	100.0	1,292.7	1,327.3			
			Intensive Outpatient	1 in 60 mins	0	1	100.0	1,292.7	1,327.3				
			Partial Hospitaliza...	1 in 60 mins	0	1	100.0	1,292.7	1,327.3				
			Inpatient MH/SA...	1 in 60 mins	0	1	100.0	1,292.7	1,327.3				
			Routine Office Ba...	1 in 30 mins	0	1	100.0	1,091.6	1,091.6				
			Outpatient Mental...	1 in 30 mins	0	1	100.0	1,092.6	1,122.1				
	30331	30331	1	Inpatient Mental...	1 in 60 mins	0	1	100.0	1,092.6	1,122.1			
			Intensive Outpatient	1 in 60 mins	0	1	100.0	1,092.6	1,122.1				
			Partial Hospitaliza...	1 in 60 mins	0	1	100.0	1,092.6	1,122.1				
			Inpatient MH/SA...	1 in 60 mins	0	1	100.0	1,092.6	1,122.1				
			Routine Office Ba...	1 in 30 mins	0	1	100.0	1,112.8	1,112.8				
			Outpatient Mental...	1 in 30 mins	0	1	100.0	1,113.8	1,143.3				
	30342	30342	1	Inpatient Mental...	1 in 60 mins	0	1	100.0	1,113.8	1,143.3			
			Intensive Outpatient	1 in 60 mins	0	1	100.0	1,113.8	1,143.3				
			Partial Hospitaliza...	1 in 60 mins	0	1	100.0	1,113.8	1,143.3				
			Inpatient MH/SA...	1 in 60 mins	0	1	100.0	1,113.8	1,143.3				
			Routine Office Ba...	1 in 30 mins	0	1	100.0	1,286.8	1,286.8				
			Outpatient Mental...	1 in 30 mins	0	1	100.0	1,287.9	1,322.6				
	30342	30342	1	Inpatient Mental...	1 in 60 mins	0	1	100.0	1,287.9	1,322.6			
			Intensive Outpatient	1 in 60 mins	0	1	100.0	1,287.9	1,322.6				
			Partial Hospitaliza...	1 in 60 mins	0	1	100.0	1,287.9	1,322.6				
			Inpatient MH/SA...	1 in 60 mins	0	1	100.0	1,287.9	1,322.6				
			Routine Office Ba...	1 in 30 mins	0	1	100.0	1,287.9	1,322.6				
			Outpatient Mental...	1 in 30 mins	0	1	100.0	1,287.9	1,322.6				

Access Detail for All Employees Without Access

June 2022

Created for...
Cigna Payer Solutions Vermont PPO

- Access Analysis
- VT State Access
- Distance Method
- Estimated Driving Distance
- Employee / Provider Groups
- All Employees
- Routine Office Based Mental Health and Substance Abuse Services
- Outpatient Mental Health/Substance Abuse Services
- Inpatient Mental Health
- Intensive Outpatient
- Partial Hospitalization
- Inpatient MH/SA or Residential MH/SA

All Employees												
State Name	County	City	Zip Code	Employee	Provider		Counts	Without Access		Average Time		
				#	Group	Standard	#	#	%	1	2	
Georgia	Fulton	Roswell	30076	1	Routine Office Ba...	1 in 30 mins	0	1	100.0	1,082.1	1,082.1	
					Outpatient Mental...	1 in 30 mins	0	1	100.0	1,083.1	1,112.7	
					Inpatient Mental...	1 in 60 mins	0	1	100.0	1,083.1	1,112.7	
					Intensive Outpatient	1 in 60 mins	0	1	100.0	1,083.1	1,112.7	
					Partial Hospitaliza...	1 in 60 mins	0	1	100.0	1,083.1	1,112.7	
					Inpatient MH/SA...	1 in 60 mins	0	1	100.0	1,083.1	1,112.7	
	Gwinnett	Lilburn	30047	1	Routine Office Ba...	1 in 30 mins	0	1	100.0	1,082.0	1,082.0	
					Outpatient Mental...	1 in 30 mins	0	1	100.0	1,083.1	1,112.1	
					Inpatient Mental...	1 in 60 mins	0	1	100.0	1,083.1	1,112.1	
					Intensive Outpatient	1 in 60 mins	0	1	100.0	1,083.1	1,112.1	
					Partial Hospitaliza...	1 in 60 mins	0	1	100.0	1,083.1	1,112.1	
					Inpatient MH/SA...	1 in 60 mins	0	1	100.0	1,083.1	1,112.1	
	Houston	Warner Robins	31093	1	Routine Office Ba...	1 in 30 mins	0	1	100.0	1,142.2	1,142.2	
					Outpatient Mental...	1 in 30 mins	0	1	100.0	1,143.3	1,170.2	
					Inpatient Mental...	1 in 60 mins	0	1	100.0	1,143.3	1,170.2	
					Intensive Outpatient	1 in 60 mins	0	1	100.0	1,143.3	1,170.2	
					Partial Hospitaliza...	1 in 60 mins	0	1	100.0	1,143.3	1,170.2	
					Inpatient MH/SA...	1 in 60 mins	0	1	100.0	1,143.3	1,170.2	
	Lanier	Lakeland	31635	1	Routine Office Ba...	1 in 30 mins	0	1	100.0	1,114.8	1,114.8	
					Outpatient Mental...	1 in 30 mins	0	1	100.0	1,115.6	1,137.6	
					Inpatient Mental...	1 in 60 mins	0	1	100.0	1,115.6	1,137.6	
					Intensive Outpatient	1 in 60 mins	0	1	100.0	1,115.6	1,137.6	
					Partial Hospitaliza...	1 in 60 mins	0	1	100.0	1,115.6	1,137.6	
					Inpatient MH/SA...	1 in 60 mins	0	1	100.0	1,115.6	1,137.6	
Hawaii	Honolulu	Honolulu	96818	1	Routine Office Ba...	1 in 30 mins	0	1	100.0	8,156.3	8,156.4	
					Outpatient Mental...	1 in 30 mins	0	1	100.0	8,159.1	8,188.8	
					Inpatient Mental...	1 in 60 mins	0	1	100.0	8,159.1	8,197.4	
					Intensive Outpatient	1 in 60 mins	0	1	100.0	8,159.1	8,188.8	
					Partial Hospitaliza...	1 in 60 mins	0	1	100.0	8,159.1	8,188.8	
					Inpatient MH/SA...	1 in 60 mins	0	1	100.0	8,159.1	8,188.8	
		96822			1	Routine Office Ba...	1 in 30 mins	0	1	100.0	8,151.2	8,151.3
						Outpatient Mental...	1 in 30 mins	0	1	100.0	8,154.0	8,183.7
						Inpatient Mental...	1 in 60 mins	0	1	100.0	8,154.0	8,192.4
						Intensive Outpatient	1 in 60 mins	0	1	100.0	8,154.0	8,183.7
						Partial Hospitaliza...	1 in 60 mins	0	1	100.0	8,154.0	8,183.7
						Inpatient MH/SA...	1 in 60 mins	0	1	100.0	8,154.0	8,183.7
	Waianae			96792	1	Routine Office Ba...	1 in 30 mins	0	1	100.0	6,315.0	6,315.1
						Outpatient Mental...	1 in 30 mins	0	1	100.0	6,317.3	6,340.0
						Inpatient Mental...	1 in 60 mins	0	1	100.0	6,317.3	6,346.8
						Intensive Outpatient	1 in 60 mins	0	1	100.0	6,317.3	6,340.0

Access Detail for All Employees Without Access

June 2022
 Created for...
 Cigna Payer Solutions Vermont PPO

- Access Analysis
- VT State Access
- Distance Method
- Estimated Driving Distance
- Employee / Provider Groups
- All Employees
- Routine Office Based Mental Health and Substance Abuse Services
- Outpatient Mental Health/Substance Abuse Services
- Inpatient Mental Health
- Intensive Outpatient
- Partial Hospitalization
- Inpatient MH/SA or Residential MH/SA

All Employees												
State Name	County	City	Zip Code	Employee	Provider		Counts	Without Access		Average Time		
				#	Group	Standard	#	#	%	1	2	
Hawaii	Honolulu	Waianae	96792	1	Partial Hospitaliza...	1 in 60 mins	0	1	100.0	6,317.3	6,340.0	
					Inpatient MH/SA...	1 in 60 mins	0	1	100.0	6,317.3	6,340.0	
		Waipahu	96797	1	Routine Office Ba...	1 in 30 mins	0	1	100.0	8,160.9	8,161.1	
					Outpatient Mental...	1 in 30 mins	0	1	100.0	8,163.9	8,193.4	
			Inpatient Mental...	1 in 60 mins	0	1	100.0	8,163.9	8,202.2			
			Intensive Outpatient	1 in 60 mins	0	1	100.0	8,163.9	8,193.4			
	Idaho	Ada	Boise	83702	1	Routine Office Ba...	1 in 30 mins	0	1	100.0	2,393.0	2,393.7
						Outpatient Mental...	1 in 30 mins	0	1	100.0	2,397.2	2,400.7
					Inpatient Mental...	1 in 60 mins	0	1	100.0	2,400.7	2,411.8	
					Intensive Outpatient	1 in 60 mins	0	1	100.0	2,397.2	2,400.7	
			Partial Hospitaliza...	1 in 60 mins	0	1	100.0	2,397.2	2,400.7			
			Inpatient MH/SA...	1 in 60 mins	0	1	100.0	2,397.2	2,400.7			
Blaine			Ketchum	83340	1	Routine Office Ba...	1 in 30 mins	0	1	100.0	2,288.0	2,288.9
						Outpatient Mental...	1 in 30 mins	0	1	100.0	2,292.3	2,296.0
					Inpatient Mental...	1 in 60 mins	0	1	100.0	2,296.0	2,307.0	
					Intensive Outpatient	1 in 60 mins	0	1	100.0	2,292.3	2,296.0	
Gem		Emmett	83617	1	Routine Office Ba...	1 in 30 mins	0	1	100.0	2,399.2	2,400.5	
					Outpatient Mental...	1 in 30 mins	0	1	100.0	2,403.8	2,408.0	
					Inpatient Mental...	1 in 60 mins	0	1	100.0	2,408.0	2,418.7	
					Intensive Outpatient	1 in 60 mins	0	1	100.0	2,403.8	2,408.0	
			Partial Hospitaliza...	1 in 60 mins	0	1	100.0	2,403.8	2,408.0			
			Inpatient MH/SA...	1 in 60 mins	0	1	100.0	2,403.8	2,408.0			
	Teton	Tetonia	83452	1	Routine Office Ba...	1 in 30 mins	0	1	100.0	2,103.1	2,104.1	
					Outpatient Mental...	1 in 30 mins	0	1	100.0	2,107.5	2,111.6	
				Inpatient Mental...	1 in 60 mins	0	1	100.0	2,111.6	2,122.3		
				Intensive Outpatient	1 in 60 mins	0	1	100.0	2,107.5	2,111.6		
		Partial Hospitaliza...	1 in 60 mins	0	1	100.0	2,107.5	2,111.6				
		Inpatient MH/SA...	1 in 60 mins	0	1	100.0	2,107.5	2,111.6				
Victor		83455	1	Routine Office Ba...	1 in 30 mins	0	1	100.0	2,110.1	2,110.6		
				Outpatient Mental...	1 in 30 mins	0	1	100.0	2,114.1	2,117.6		
			Inpatient Mental...	1 in 60 mins	0	1	100.0	2,117.6	2,128.6			
			Intensive Outpatient	1 in 60 mins	0	1	100.0	2,114.1	2,117.6			
Illinois	Cook	Broadview	60155	1	Routine Office Ba...	1 in 30 mins	0	1	100.0	1,090.7	1,090.7	
					Outpatient Mental...	1 in 30 mins	0	1	100.0	1,093.6	1,108.9	

Access Detail for All Employees Without Access

June 2022

Created for...
Cigna Payer Solutions Vermont PPO

- Access Analysis
- VT State Access
- Distance Method
- Estimated Driving Distance
- Employee / Provider Groups
- All Employees
- Routine Office Based Mental Health and Substance Abuse Services
- Outpatient Mental Health/Substance Abuse Services
- Inpatient Mental Health
- Intensive Outpatient
- Partial Hospitalization
- Inpatient MH/SA or Residential MH/SA

All Employees												
State Name	County	City	Zip Code	Employee	Provider		Counts	Without Access		Average Time		
				#	Group	Standard	#	#	%	1	2	
Illinois	Cook	Broadview	60155	1	Inpatient Mental...	1 in 60 mins	0	1	100.0	1,093.6	1,118.4	
					Intensive Outpatient	1 in 60 mins	0	1	100.0	1,093.6	1,108.9	
					Partial Hospitaliza...	1 in 60 mins	0	1	100.0	1,093.6	1,108.9	
					Inpatient MH/SA...	1 in 60 mins	0	1	100.0	1,093.6	1,108.9	
					Routine Office Ba...	1 in 30 mins	0	1	100.0	1,073.3	1,073.3	
					Outpatient Mental...	1 in 30 mins	0	1	100.0	1,076.3	1,091.4	
			Chicago	60610		Inpatient Mental...	1 in 60 mins	0	1	100.0	1,076.3	1,100.8
					Intensive Outpatient	1 in 60 mins	0	1	100.0	1,076.3	1,091.4	
					Partial Hospitaliza...	1 in 60 mins	0	1	100.0	1,076.3	1,091.4	
					Inpatient MH/SA...	1 in 60 mins	0	1	100.0	1,076.3	1,091.4	
					Routine Office Ba...	1 in 30 mins	0	1	100.0	1,074.0	1,074.0	
					Outpatient Mental...	1 in 30 mins	0	1	100.0	1,077.0	1,092.0	
				60614		Inpatient Mental...	1 in 60 mins	0	1	100.0	1,077.0	1,101.4
					Intensive Outpatient	1 in 60 mins	0	1	100.0	1,077.0	1,092.0	
					Partial Hospitaliza...	1 in 60 mins	0	1	100.0	1,077.0	1,092.0	
					Inpatient MH/SA...	1 in 60 mins	0	1	100.0	1,077.0	1,092.0	
					Routine Office Ba...	1 in 30 mins	0	1	100.0	1,073.5	1,073.6	
					Outpatient Mental...	1 in 30 mins	0	1	100.0	1,076.4	1,092.7	
				60615		Inpatient Mental...	1 in 60 mins	0	1	100.0	1,076.4	1,101.7
					Intensive Outpatient	1 in 60 mins	0	1	100.0	1,076.4	1,092.7	
					Partial Hospitaliza...	1 in 60 mins	0	1	100.0	1,076.4	1,092.7	
					Inpatient MH/SA...	1 in 60 mins	0	1	100.0	1,076.4	1,092.7	
					Routine Office Ba...	1 in 30 mins	0	1	100.0	1,083.9	1,083.9	
					Outpatient Mental...	1 in 30 mins	0	1	100.0	1,087.0	1,101.4	
		60634		Inpatient Mental...	1 in 60 mins	0	1	100.0	1,087.0	1,111.2		
			Intensive Outpatient	1 in 60 mins	0	1	100.0	1,087.0	1,101.4			
			Partial Hospitaliza...	1 in 60 mins	0	1	100.0	1,087.0	1,101.4			
			Inpatient MH/SA...	1 in 60 mins	0	1	100.0	1,087.0	1,101.4			
			Routine Office Ba...	1 in 30 mins	0	1	100.0	1,073.7	1,073.9			
			Outpatient Mental...	1 in 30 mins	0	1	100.0	1,076.8	1,091.5			
		60657		Inpatient Mental...	1 in 60 mins	0	1	100.0	1,076.8	1,101.1		
			Intensive Outpatient	1 in 60 mins	0	1	100.0	1,076.8	1,091.5			
			Partial Hospitaliza...	1 in 60 mins	0	1	100.0	1,076.8	1,091.5			
			Inpatient MH/SA...	1 in 60 mins	0	1	100.0	1,076.8	1,091.5			
			Routine Office Ba...	1 in 30 mins	0	1	100.0	1,075.7	1,075.7			
			Outpatient Mental...	1 in 30 mins	0	1	100.0	1,078.8	1,092.8			
		60659		Inpatient Mental...	1 in 60 mins	0	1	100.0	1,078.8	1,102.7		
			Intensive Outpatient	1 in 60 mins	0	1	100.0	1,078.8	1,092.8			
			Partial Hospitaliza...	1 in 60 mins	0	1	100.0	1,078.8	1,092.8			
			Inpatient MH/SA...	1 in 60 mins	0	1	100.0	1,078.8	1,092.8			
			Routine Office Ba...	1 in 30 mins	0	1	100.0	1,078.8	1,092.8			
			Outpatient Mental...	1 in 30 mins	0	1	100.0	1,078.8	1,092.8			

Access Detail for All Employees Without Access

June 2022

Created for...
Cigna Payer Solutions Vermont PPO

Access Analysis
VT State Access

Distance Method
Estimated Driving Distance

Employee / Provider Groups
All Employees
Routine Office Based Mental Health and Substance Abuse Services
Outpatient Mental Health/Substance Abuse Services
Inpatient Mental Health
Intensive Outpatient
Partial Hospitalization
Inpatient MH/SA or Residential MH/SA

All Employees													
State Name	County	City	Zip Code	Employee	Provider		Counts	Without Access		Average Time			
				#	Group	Standard	#	#	%	1	2		
Illinois	Cook	Chicago	60660	1	Routine Office Ba...	1 in 30 mins	0	1	100.0	1,073.2	1,073.2		
					Outpatient Mental...	1 in 30 mins	0	1	100.0	1,076.3	1,090.3		
					Inpatient Mental...	1 in 60 mins	0	1	100.0	1,076.3	1,100.1		
					Intensive Outpatient	1 in 60 mins	0	1	100.0	1,076.3	1,090.3		
					Partial Hospitaliza...	1 in 60 mins	0	1	100.0	1,076.3	1,090.3		
					Inpatient MH/SA...	1 in 60 mins	0	1	100.0	1,076.3	1,090.3		
				Glenview	60025	1	Routine Office Ba...	1 in 30 mins	0	1	100.0	1,082.9	1,082.9
							Outpatient Mental...	1 in 30 mins	0	1	100.0	1,086.0	1,099.0
							Inpatient Mental...	1 in 60 mins	0	1	100.0	1,086.0	1,109.3
							Intensive Outpatient	1 in 60 mins	0	1	100.0	1,086.0	1,099.0
			Partial Hospitaliza...			1 in 60 mins	0	1	100.0	1,086.0	1,099.0		
			Inpatient MH/SA...			1 in 60 mins	0	1	100.0	1,086.0	1,099.0		
		River Forest	60305			1	Routine Office Ba...	1 in 30 mins	0	1	100.0	1,086.9	1,086.9
							Outpatient Mental...	1 in 30 mins	0	1	100.0	1,089.8	1,104.8
							Inpatient Mental...	1 in 60 mins	0	1	100.0	1,089.8	1,114.3
							Intensive Outpatient	1 in 60 mins	0	1	100.0	1,089.8	1,104.8
					Partial Hospitaliza...	1 in 60 mins	0	1	100.0	1,089.8	1,104.8		
					Inpatient MH/SA...	1 in 60 mins	0	1	100.0	1,089.8	1,104.8		
				Skokie	60077	1	Routine Office Ba...	1 in 30 mins	0	1	100.0	1,079.0	1,079.0
							Outpatient Mental...	1 in 30 mins	0	1	100.0	1,082.1	1,095.5
							Inpatient Mental...	1 in 60 mins	0	1	100.0	1,082.1	1,105.6
							Intensive Outpatient	1 in 60 mins	0	1	100.0	1,082.1	1,095.5
			Partial Hospitaliza...			1 in 60 mins	0	1	100.0	1,082.1	1,095.5		
			Inpatient MH/SA...			1 in 60 mins	0	1	100.0	1,082.1	1,095.5		
		Steger	60475			1	Routine Office Ba...	1 in 30 mins	0	1	100.0	922.5	922.6
							Outpatient Mental...	1 in 30 mins	0	1	100.0	924.9	941.8
							Inpatient Mental...	1 in 60 mins	0	1	100.0	924.9	948.2
							Intensive Outpatient	1 in 60 mins	0	1	100.0	924.9	941.8
					Partial Hospitaliza...	1 in 60 mins	0	1	100.0	924.9	941.8		
					Inpatient MH/SA...	1 in 60 mins	0	1	100.0	924.9	941.8		
Wilmette	60091			2	Routine Office Ba...	1 in 30 mins	0	2	100.0	1,075.3	1,075.4		
					Outpatient Mental...	1 in 30 mins	0	2	100.0	1,078.5	1,091.5		
					Inpatient Mental...	1 in 60 mins	0	2	100.0	1,078.5	1,101.8		
					Intensive Outpatient	1 in 60 mins	0	2	100.0	1,078.5	1,091.5		
			Partial Hospitaliza...	1 in 60 mins	0	2	100.0	1,078.5	1,091.5				
			Inpatient MH/SA...	1 in 60 mins	0	2	100.0	1,078.5	1,091.5				
		Winnetka	60093	1	Routine Office Ba...	1 in 30 mins	0	1	100.0	915.3	915.4		
					Outpatient Mental...	1 in 30 mins	0	1	100.0	918.1	928.8		
					Inpatient Mental...	1 in 60 mins	0	1	100.0	918.1	937.6		
					Intensive Outpatient	1 in 60 mins	0	1	100.0	918.1	928.8		

Access Detail for All Employees Without Access

June 2022

Created for...
Cigna Payer Solutions Vermont PPO

- Access Analysis
- VT State Access
- Distance Method
- Estimated Driving Distance
- Employee / Provider Groups
- All Employees
- Routine Office Based Mental Health and Substance Abuse Services
- Outpatient Mental Health/Substance Abuse Services
- Inpatient Mental Health
- Intensive Outpatient
- Partial Hospitalization
- Inpatient MH/SA or Residential MH/SA

All Employees														
State Name	County	City	Zip Code	Employee	Provider		Counts	Without Access		Average Time				
				#	Group	Standard	#	#	%	1	2			
Illinois	Cook	Winnetka	60093	1	Partial Hospitaliza...	1 in 60 mins	0	1	100.0	918.1	928.8			
					Inpatient MH/SA...	1 in 60 mins	0	1	100.0	918.1	928.8			
	DuPage	Glen Ellyn	60137	1	Routine Office Ba...	1 in 30 mins	0	1	100.0	1,106.1	1,106.2			
					Outpatient Mental...	1 in 30 mins	0	1	100.0	1,109.2	1,124.0			
					Inpatient Mental...	1 in 60 mins	0	1	100.0	1,109.2	1,133.6			
					Intensive Outpatient	1 in 60 mins	0	1	100.0	1,109.2	1,124.0			
					Partial Hospitaliza...	1 in 60 mins	0	1	100.0	1,109.2	1,124.0			
					Inpatient MH/SA...	1 in 60 mins	0	1	100.0	1,109.2	1,124.0			
					Lisle	60532	1	Routine Office Ba...	1 in 30 mins	0	1	100.0	1,109.9	1,110.0
								Outpatient Mental...	1 in 30 mins	0	1	100.0	1,112.8	1,128.7
								Inpatient Mental...	1 in 60 mins	0	1	100.0	1,112.8	1,137.8
								Intensive Outpatient	1 in 60 mins	0	1	100.0	1,112.8	1,128.7
								Partial Hospitaliza...	1 in 60 mins	0	1	100.0	1,112.8	1,128.7
								Inpatient MH/SA...	1 in 60 mins	0	1	100.0	1,112.8	1,128.7
	Naperville	60540	1	Routine Office Ba...	1 in 30 mins	0	1	100.0	1,115.5	1,115.7				
				Outpatient Mental...	1 in 30 mins	0	1	100.0	1,118.5	1,134.4				
				Inpatient Mental...	1 in 60 mins	0	1	100.0	1,118.5	1,143.6				
				Intensive Outpatient	1 in 60 mins	0	1	100.0	1,118.5	1,134.4				
				Partial Hospitaliza...	1 in 60 mins	0	1	100.0	1,118.5	1,134.4				
				Inpatient MH/SA...	1 in 60 mins	0	1	100.0	1,118.5	1,134.4				
				West Chicago	60185	1	Routine Office Ba...	1 in 30 mins	0	1	100.0	948.7	948.8	
							Outpatient Mental...	1 in 30 mins	0	1	100.0	951.3	963.6	
							Inpatient Mental...	1 in 60 mins	0	1	100.0	951.3	972.0	
							Intensive Outpatient	1 in 60 mins	0	1	100.0	951.3	963.6	
Kane	Saint Charles	60174	1	Partial Hospitaliza...	1 in 60 mins	0	1	100.0	951.3	963.6				
				Routine Office Ba...	1 in 30 mins	0	1	100.0	954.0	954.0				
				Outpatient Mental...	1 in 30 mins	0	1	100.0	956.5	968.4				
				Inpatient Mental...	1 in 60 mins	0	1	100.0	956.5	976.9				
				Intensive Outpatient	1 in 60 mins	0	1	100.0	956.5	968.4				
				Partial Hospitaliza...	1 in 60 mins	0	1	100.0	956.5	968.4				
Lake	Barrington	60010	1	Inpatient MH/SA...	1 in 60 mins	0	1	100.0	956.5	968.4				
				Routine Office Ba...	1 in 30 mins	0	1	100.0	853.3	853.4				
				Outpatient Mental...	1 in 30 mins	0	1	100.0	855.8	864.7				
				Inpatient Mental...	1 in 60 mins	0	1	100.0	855.8	873.2				
				Intensive Outpatient	1 in 60 mins	0	1	100.0	855.8	864.7				
				Partial Hospitaliza...	1 in 60 mins	0	1	100.0	855.8	864.7				
				Highland Park	60035	2	Routine Office Ba...	1 in 30 mins	0	2	100.0	917.1	917.2	
							Outpatient Mental...	1 in 30 mins	0	2	100.0	919.9	929.8	

Access Detail for All Employees Without Access

June 2022

Created for...
Cigna Payer Solutions Vermont PPO

- Access Analysis
- VT State Access
- Distance Method
- Estimated Driving Distance
- Employee / Provider Groups
- All Employees
- Routine Office Based Mental Health and Substance Abuse Services
- Outpatient Mental Health/Substance Abuse Services
- Inpatient Mental Health
- Intensive Outpatient
- Partial Hospitalization
- Inpatient MH/SA or Residential MH/SA

All Employees															
State Name	County	City	Zip Code	Employee	Provider		Counts	Without Access		Average Time					
				#	Group	Standard	#	#	%	1	2				
Illinois	Lake	Highland Park	60035	2	Inpatient Mental...	1 in 60 mins	0	2	100.0	919.9	939.1				
					Intensive Outpatient	1 in 60 mins	0	2	100.0	919.9	929.8				
					Partial Hospitaliza...	1 in 60 mins	0	2	100.0	919.9	929.8				
					Inpatient MH/SA...	1 in 60 mins	0	2	100.0	919.9	929.8				
				Tazewell	Pekin	61554	1	Routine Office Ba...	1 in 30 mins	0	1	100.0	976.8	976.9	
								Outpatient Mental...	1 in 30 mins	0	1	100.0	978.8	998.6	
		Inpatient Mental...	1 in 60 mins				0	1	100.0	978.8	1,002.6				
		Intensive Outpatient	1 in 60 mins				0	1	100.0	978.8	998.6				
	Tremont	Tremont	61568	1	Routine Office Ba...	1 in 30 mins	0	1	100.0	969.3	969.4				
					Outpatient Mental...	1 in 30 mins	0	1	100.0	971.3	991.6				
					Inpatient Mental...	1 in 60 mins	0	1	100.0	971.3	995.4				
					Intensive Outpatient	1 in 60 mins	0	1	100.0	971.3	991.6				
					Partial Hospitaliza...	1 in 60 mins	0	1	100.0	971.3	991.6				
					Inpatient MH/SA...	1 in 60 mins	0	1	100.0	971.3	991.6				
				Indiana	Hamilton	Fishers	46037	1	Routine Office Ba...	1 in 30 mins	0	1	100.0	863.2	863.4
									Outpatient Mental...	1 in 30 mins	0	1	100.0	865.0	897.6
								Inpatient Mental...	1 in 60 mins	0	1	100.0	865.0	897.6	
								Intensive Outpatient	1 in 60 mins	0	1	100.0	865.0	897.6	
Westfield	Westfield	46074	1	Partial Hospitaliza...	1 in 60 mins	0	1	100.0	865.0	897.6					
				Inpatient MH/SA...	1 in 60 mins	0	1	100.0	865.0	894.1					
				Routine Office Ba...	1 in 30 mins	0	1	100.0	794.7	794.8					
				Outpatient Mental...	1 in 30 mins	0	1	100.0	796.3	825.3					
				Inpatient Mental...	1 in 60 mins	0	1	100.0	796.3	825.3					
				Intensive Outpatient	1 in 60 mins	0	1	100.0	796.3	825.3					
				Partial Hospitaliza...	1 in 60 mins	0	1	100.0	796.3	825.3					
				Inpatient MH/SA...	1 in 60 mins	0	1	100.0	796.3	822.3					
			Marion	Indianapolis	46227	1	Routine Office Ba...	1 in 30 mins	0	1	100.0	1,041.8	1,042.0		
							Outpatient Mental...	1 in 30 mins	0	1	100.0	1,043.7	1,083.3		
	Inpatient Mental...	1 in 60 mins				0	1	100.0	1,043.7	1,083.3					
	Intensive Outpatient	1 in 60 mins				0	1	100.0	1,043.7	1,083.3					
	Partial Hospitaliza...	1 in 60 mins				0	1	100.0	1,043.7	1,083.3					
	Inpatient MH/SA...	1 in 60 mins				0	1	100.0	1,043.7	1,079.1					
Iowa	Johnson	Iowa City	52245	1	Routine Office Ba...	1 in 30 mins	0	1	100.0	1,162.2	1,162.2				
					Outpatient Mental...	1 in 30 mins	0	1	100.0	1,164.7	1,176.0				
					Inpatient Mental...	1 in 60 mins	0	1	100.0	1,164.7	1,185.1				
					Intensive Outpatient	1 in 60 mins	0	1	100.0	1,164.7	1,176.0				
					Partial Hospitaliza...	1 in 60 mins	0	1	100.0	1,164.7	1,176.0				
					Inpatient MH/SA...	1 in 60 mins	0	1	100.0	1,164.7	1,176.0				

Access Detail for All Employees Without Access

June 2022

Created for...
Cigna Payer Solutions Vermont PPO

- Access Analysis
- VT State Access
- Distance Method
- Estimated Driving Distance
- Employee / Provider Groups
- All Employees
- Routine Office Based Mental Health and Substance Abuse Services
- Outpatient Mental Health/Substance Abuse Services
- Inpatient Mental Health
- Intensive Outpatient
- Partial Hospitalization
- Inpatient MH/SA or Residential MH/SA

All Employees											
State Name	County	City	Zip Code	Employee	Provider		Counts	Without Access		Average Time	
				#	Group	Standard	#	#	%	1	2
Iowa	Mitchell	Osage	50461	1	Routine Office Ba...	1 in 30 mins	0	1	100.0	1,095.6	1,095.6
					Outpatient Mental...	1 in 30 mins	0	1	100.0	1,099.8	1,101.3
					Inpatient Mental...	1 in 60 mins	0	1	100.0	1,101.3	1,113.1
					Intensive Outpatient	1 in 60 mins	0	1	100.0	1,099.8	1,101.3
					Partial Hospitaliza...	1 in 60 mins	0	1	100.0	1,099.8	1,101.3
	Polk	West des Mo...	50265	1	Routine Office Ba...	1 in 30 mins	0	1	100.0	1,305.3	1,305.3
					Outpatient Mental...	1 in 30 mins	0	1	100.0	1,308.0	1,318.2
					Inpatient Mental...	1 in 60 mins	0	1	100.0	1,308.0	1,328.0
					Intensive Outpatient	1 in 60 mins	0	1	100.0	1,308.0	1,318.2
					Partial Hospitaliza...	1 in 60 mins	0	1	100.0	1,308.0	1,318.2
Kansas	Linn	Pleasanton	66075	1	Routine Office Ba...	1 in 30 mins	0	1	100.0	1,351.0	1,351.2
					Outpatient Mental...	1 in 30 mins	0	1	100.0	1,352.8	1,379.5
					Inpatient Mental...	1 in 60 mins	0	1	100.0	1,352.8	1,381.2
					Intensive Outpatient	1 in 60 mins	0	1	100.0	1,352.8	1,379.5
					Partial Hospitaliza...	1 in 60 mins	0	1	100.0	1,352.8	1,379.5
	Sedgwick	Wichita	67220	1	Routine Office Ba...	1 in 30 mins	0	1	100.0	1,670.4	1,670.5
					Outpatient Mental...	1 in 30 mins	0	1	100.0	1,672.4	1,700.5
					Inpatient Mental...	1 in 60 mins	0	1	100.0	1,672.4	1,703.0
					Intensive Outpatient	1 in 60 mins	0	1	100.0	1,672.4	1,700.5
					Partial Hospitaliza...	1 in 60 mins	0	1	100.0	1,672.4	1,700.2
Kentucky	Campbell	Newport	41071	1	Routine Office Ba...	1 in 30 mins	0	1	100.0	951.6	951.8
					Outpatient Mental...	1 in 30 mins	0	1	100.0	952.9	996.0
					Inpatient Mental...	1 in 60 mins	0	1	100.0	952.9	996.0
					Intensive Outpatient	1 in 60 mins	0	1	100.0	952.9	996.0
					Partial Hospitaliza...	1 in 60 mins	0	1	100.0	952.9	996.0
	Carroll	Carrollton	41008	1	Routine Office Ba...	1 in 30 mins	0	1	100.0	788.2	788.4
					Outpatient Mental...	1 in 30 mins	0	1	100.0	789.3	822.5
					Inpatient Mental...	1 in 60 mins	0	1	100.0	789.3	822.5
					Intensive Outpatient	1 in 60 mins	0	1	100.0	789.3	822.5
					Partial Hospitaliza...	1 in 60 mins	0	1	100.0	789.3	822.5
	Fayette	Lexington	40503	1	Routine Office Ba...	1 in 30 mins	0	1	100.0	1,014.4	1,014.4
					Outpatient Mental...	1 in 30 mins	0	1	100.0	1,015.4	1,056.9
					Inpatient Mental...	1 in 60 mins	0	1	100.0	1,015.4	1,056.9
					Intensive Outpatient	1 in 60 mins	0	1	100.0	1,015.4	1,056.9

Access Detail for All Employees Without Access

June 2022

Created for...
Cigna Payer Solutions Vermont PPO

- Access Analysis
- VT State Access
- Distance Method
- Estimated Driving Distance
- Employee / Provider Groups
- All Employees
- Routine Office Based Mental Health and Substance Abuse Services
- Outpatient Mental Health/Substance Abuse Services
- Inpatient Mental Health
- Intensive Outpatient
- Partial Hospitalization
- Inpatient MH/SA or Residential MH/SA

All Employees																	
State Name	County	City	Zip Code	Employee	Provider		Counts	Without Access		Average Time							
				#	Group	Standard	#	#	%	1	2						
Kentucky	Fayette	Lexington	40503	1	Partial Hospitaliza...	1 in 60 mins	0	1	100.0	1,015.4	1,056.9						
					Inpatient MH/SA...	1 in 60 mins	0	1	100.0	1,015.4	1,056.9						
	Jackson	Sandgap	40481	1	Routine Office Ba...	1 in 30 mins	0	1	100.0	784.8	784.8						
					Outpatient Mental...	1 in 30 mins	0	1	100.0	785.5	816.5						
					Inpatient Mental...	1 in 60 mins	0	1	100.0	785.5	816.5						
					Intensive Outpatient	1 in 60 mins	0	1	100.0	785.5	816.5						
					Partial Hospitaliza...	1 in 60 mins	0	1	100.0	785.5	816.5						
					Inpatient MH/SA...	1 in 60 mins	0	1	100.0	785.5	816.5						
					Jefferson	Louisville	40205	1	Routine Office Ba...	1 in 30 mins	0	1	100.0	1,082.1	1,082.2		
									Outpatient Mental...	1 in 30 mins	0	1	100.0	1,083.3	1,126.1		
									Inpatient Mental...	1 in 60 mins	0	1	100.0	1,083.3	1,126.1		
									Intensive Outpatient	1 in 60 mins	0	1	100.0	1,083.3	1,126.1		
					1	Partial Hospitaliza...	1 in 60 mins	0	1	100.0	1,083.3	1,126.1					
						Inpatient MH/SA...	1 in 60 mins	0	1	100.0	1,083.3	1,125.0					
						40217	Routine Office Ba...	1 in 30 mins	0	1	100.0	1,086.2	1,086.3				
							Outpatient Mental...	1 in 30 mins	0	1	100.0	1,087.4	1,130.2				
										1	Inpatient Mental...	1 in 60 mins	0	1	100.0	1,087.4	1,130.2
											Intensive Outpatient	1 in 60 mins	0	1	100.0	1,087.4	1,130.2
											Partial Hospitaliza...	1 in 60 mins	0	1	100.0	1,087.4	1,130.2
											Inpatient MH/SA...	1 in 60 mins	0	1	100.0	1,087.4	1,129.1
Oldham	Pendleton	40055	1	Routine Office Ba...	1 in 30 mins	0	1	100.0	805.7	805.9							
				Outpatient Mental...	1 in 30 mins	0	1	100.0	806.8	839.8							
				Inpatient Mental...	1 in 60 mins	0	1	100.0	806.8	839.8							
				Intensive Outpatient	1 in 60 mins	0	1	100.0	806.8	839.8							
				Partial Hospitaliza...	1 in 60 mins	0	1	100.0	806.8	839.8							
				Inpatient MH/SA...	1 in 60 mins	0	1	100.0	806.8	838.6							
				Owen	Owenton	40359	1	Routine Office Ba...	1 in 30 mins	0	1	100.0	778.9	779.0			
								Outpatient Mental...	1 in 30 mins	0	1	100.0	779.8	812.7			
Inpatient Mental...	1 in 60 mins	0	1					100.0	779.8	812.7							
Intensive Outpatient	1 in 60 mins	0	1					100.0	779.8	812.7							
Partial Hospitaliza...	1 in 60 mins	0	1					100.0	779.8	812.7							
Inpatient MH/SA...	1 in 60 mins	0	1					100.0	779.8	812.2							
Louisiana	Calcasieu	Sulphur	1	Routine Office Ba...	1 in 30 mins	0	1	100.0	1,661.4	1,661.4							
				Outpatient Mental...	1 in 30 mins	0	1	100.0	1,662.3	1,694.2							
				Inpatient Mental...	1 in 60 mins	0	1	100.0	1,662.3	1,694.2							
				Intensive Outpatient	1 in 60 mins	0	1	100.0	1,662.3	1,694.2							
				Partial Hospitaliza...	1 in 60 mins	0	1	100.0	1,662.3	1,694.2							
				Inpatient MH/SA...	1 in 60 mins	0	1	100.0	1,662.3	1,694.2							
				East Baton Rouge	Baton Rouge	70816	1	Routine Office Ba...	1 in 30 mins	0	1	100.0	1,676.5	1,676.5			
								Outpatient Mental...	1 in 30 mins	0	1	100.0	1,677.4	1,710.9			

Access Detail for All Employees Without Access

June 2022

Created for...
Cigna Payer Solutions Vermont PPO

Access Analysis
VT State Access

Distance Method
Estimated Driving Distance

Employee / Provider Groups
All Employees
Routine Office Based Mental Health and Substance Abuse Services
Outpatient Mental Health/Substance Abuse Services
Inpatient Mental Health
Intensive Outpatient
Partial Hospitalization
Inpatient MH/SA or Residential MH/SA

All Employees												
State Name	County	City	Zip Code	Employee	Provider		Counts	Without Access		Average Time		
				#	Group	Standard	#	#	%	1	2	
Louisiana	East Baton Rouge	Baton Rouge	70816	1	Inpatient Mental...	1 in 60 mins	0	1	100.0	1,677.4	1,710.9	
					Intensive Outpatient	1 in 60 mins	0	1	100.0	1,677.4	1,710.9	
					Partial Hospitaliza...	1 in 60 mins	0	1	100.0	1,677.4	1,710.9	
					Inpatient MH/SA...	1 in 60 mins	0	1	100.0	1,677.4	1,710.9	
					Routine Office Ba...	1 in 30 mins	0	1	100.0	1,657.5	1,657.5	
					Outpatient Mental...	1 in 30 mins	0	1	100.0	1,658.6	1,690.8	
		Jefferson	Harvey	70058		Inpatient Mental...	1 in 60 mins	0	1	100.0	1,658.6	1,690.8
					Intensive Outpatient	1 in 60 mins	0	1	100.0	1,658.6	1,690.8	
					Partial Hospitaliza...	1 in 60 mins	0	1	100.0	1,658.6	1,690.8	
					Inpatient MH/SA...	1 in 60 mins	0	1	100.0	1,658.6	1,690.8	
					Routine Office Ba...	1 in 30 mins	0	1	100.0	1,653.0	1,653.0	
					Outpatient Mental...	1 in 30 mins	0	1	100.0	1,654.0	1,686.3	
		Metairie	70005	70005		Inpatient Mental...	1 in 60 mins	0	1	100.0	1,654.0	1,686.3
					Intensive Outpatient	1 in 60 mins	0	1	100.0	1,654.0	1,686.3	
					Partial Hospitaliza...	1 in 60 mins	0	1	100.0	1,654.0	1,686.3	
					Inpatient MH/SA...	1 in 60 mins	0	1	100.0	1,654.0	1,686.3	
					Routine Office Ba...	1 in 30 mins	0	1	100.0	1,952.6	1,952.6	
					Outpatient Mental...	1 in 30 mins	0	2	100.0	1,953.8	1,992.0	
	New Orleans	70123	70123		Inpatient Mental...	1 in 60 mins	0	2	100.0	1,953.8	1,992.0	
				Intensive Outpatient	1 in 60 mins	0	2	100.0	1,953.8	1,992.0		
				Partial Hospitaliza...	1 in 60 mins	0	2	100.0	1,953.8	1,992.0		
				Inpatient MH/SA...	1 in 60 mins	0	2	100.0	1,953.8	1,992.0		
				Routine Office Ba...	1 in 30 mins	0	2	100.0	96.5	97.7		
				Outpatient Mental...	1 in 30 mins	0	2	100.0	102.4	104.7		
Maine	Androscoggin	Lewiston	04240		Inpatient Mental...	1 in 60 mins	0	2	100.0	122.8	122.8	
					Intensive Outpatient	1 in 60 mins	0	2	100.0	102.4	107.0	
					Partial Hospitaliza...	1 in 60 mins	0	2	100.0	110.8	122.8	
					Inpatient MH/SA...	1 in 60 mins	0	2	100.0	110.8	122.8	
					Routine Office Ba...	1 in 30 mins	0	1	100.0	105.8	106.8	
					Outpatient Mental...	1 in 30 mins	0	1	100.0	111.3	113.5	
		Lisbon Falls	04252	04252		Inpatient Mental...	1 in 60 mins	0	1	100.0	128.5	128.5
					Intensive Outpatient	1 in 60 mins	0	1	100.0	111.3	114.1	
					Partial Hospitaliza...	1 in 60 mins	0	1	100.0	118.2	128.5	
					Inpatient MH/SA...	1 in 60 mins	0	1	100.0	118.2	128.5	
					Routine Office Ba...	1 in 30 mins	0	1	100.0	99.2	102.3	
					Outpatient Mental...	1 in 30 mins	0	1	100.0	107.2	109.4	
		Sabattus	04280	04280		Inpatient Mental...	1 in 60 mins	0	1	100.0	128.8	128.8
					Intensive Outpatient	1 in 60 mins	0	1	100.0	107.2	112.6	
					Partial Hospitaliza...	1 in 60 mins	0	1	100.0	116.5	128.8	
					Inpatient MH/SA...	1 in 60 mins	0	1	100.0	116.5	128.8	
					Routine Office Ba...	1 in 30 mins	0	1	100.0	99.2	102.3	
					Outpatient Mental...	1 in 30 mins	0	1	100.0	107.2	109.4	

Access Detail for All Employees Without Access

June 2022

Created for...
Cigna Payer Solutions Vermont PPO

Access Analysis
VT State Access

Distance Method
Estimated Driving Distance

Employee / Provider Groups
All Employees
Routine Office Based Mental Health and Substance Abuse Services
Outpatient Mental Health/Substance Abuse Services
Inpatient Mental Health
Intensive Outpatient
Partial Hospitalization
Inpatient MH/SA or Residential MH/SA

All Employees												
State Name	County	City	Zip Code	Employee	Provider		Counts	Without Access		Average Time		
				#	Group	Standard	#	#	%	1	2	
Maine	Cumberland	Bridgton	04009	1	Routine Office Ba...	1 in 30 mins	0	1	100.0	74.4	74.4	
					Outpatient Mental...	1 in 30 mins	0	1	100.0	78.1	78.5	
					Inpatient Mental...	1 in 60 mins	0	1	100.0	95.5	95.5	
					Intensive Outpatient	1 in 60 mins	0	1	100.0	78.1	78.5	
					Partial Hospitaliza...	1 in 60 mins	0	1	100.0	81.9	95.5	
					Inpatient MH/SA...	1 in 60 mins	0	1	100.0	81.9	95.5	
			Brunswick	04011	3	Routine Office Ba...	1 in 30 mins	0	3	100.0	114.5	114.6
					Outpatient Mental...	1 in 30 mins	0	3	100.0	119.2	120.0	
					Inpatient Mental...	1 in 60 mins	0	3	100.0	132.8	132.8	
					Intensive Outpatient	1 in 60 mins	0	3	100.0	119.2	120.0	
					Partial Hospitaliza...	1 in 60 mins	0	3	100.0	124.4	132.8	
					Inpatient MH/SA...	1 in 60 mins	0	3	100.0	124.4	132.8	
		Cape Elizabeth	04107	1	Routine Office Ba...	1 in 30 mins	0	1	100.0	108.6	108.6	
				Outpatient Mental...	1 in 30 mins	0	1	100.0	109.0	114.3		
				Inpatient Mental...	1 in 60 mins	0	1	100.0	116.7	116.7		
				Intensive Outpatient	1 in 60 mins	0	1	100.0	109.0	114.3		
				Partial Hospitaliza...	1 in 60 mins	0	1	100.0	114.3	116.7		
				Inpatient MH/SA...	1 in 60 mins	0	1	100.0	114.3	116.7		
		Falmouth	04105	3	Routine Office Ba...	1 in 30 mins	0	3	100.0	103.2	103.2	
				Outpatient Mental...	1 in 30 mins	0	3	100.0	104.5	109.4		
				Inpatient Mental...	1 in 60 mins	0	3	100.0	114.6	114.6		
				Intensive Outpatient	1 in 60 mins	0	3	100.0	104.5	109.4		
				Partial Hospitaliza...	1 in 60 mins	0	3	100.0	109.4	114.6		
				Inpatient MH/SA...	1 in 60 mins	0	3	100.0	109.4	114.6		
	Freeport	04032	1	Routine Office Ba...	1 in 30 mins	0	1	100.0	109.5	109.5		
			Outpatient Mental...	1 in 30 mins	0	1	100.0	112.3	113.5			
			Inpatient Mental...	1 in 60 mins	0	1	100.0	124.4	124.4			
			Intensive Outpatient	1 in 60 mins	0	1	100.0	112.3	113.5			
			Partial Hospitaliza...	1 in 60 mins	0	1	100.0	116.9	124.4			
			Inpatient MH/SA...	1 in 60 mins	0	1	100.0	116.9	124.4			
	Gorham	04038	1	Routine Office Ba...	1 in 30 mins	0	1	100.0	95.2	95.2		
			Outpatient Mental...	1 in 30 mins	0	1	100.0	95.7	101.0			
			Inpatient Mental...	1 in 60 mins	0	1	100.0	104.6	104.6			
			Intensive Outpatient	1 in 60 mins	0	1	100.0	95.7	101.0			
			Partial Hospitaliza...	1 in 60 mins	0	1	100.0	101.0	104.6			
			Inpatient MH/SA...	1 in 60 mins	0	1	100.0	101.0	104.6			
	Harpswell	04079	1	Routine Office Ba...	1 in 30 mins	0	1	100.0	118.8	118.8		
			Outpatient Mental...	1 in 30 mins	0	1	100.0	121.6	123.1			
			Inpatient Mental...	1 in 60 mins	0	1	100.0	132.7	132.7			
			Intensive Outpatient	1 in 60 mins	0	1	100.0	121.6	123.1			

Access Detail for All Employees Without Access

June 2022

Created for...
Cigna Payer Solutions Vermont PPO

Access Analysis
VT State Access

Distance Method
Estimated Driving Distance

Employee / Provider Groups
All Employees
Routine Office Based Mental Health and Substance Abuse Services
Outpatient Mental Health/Substance Abuse Services
Inpatient Mental Health
Intensive Outpatient
Partial Hospitalization
Inpatient MH/SA or Residential MH/SA

All Employees													
State Name	County	City	Zip Code	Employee	Provider		Counts	Without Access		Average Time			
				#	Group	Standard	#	#	%	1	2		
Maine	Cumberland	Harpwell	04079	1	Partial Hospitaliza...	1 in 60 mins	0	1	100.0	126.3	132.7		
					Inpatient MH/SA...	1 in 60 mins	0	1	100.0	126.3	132.7		
				Naples	04055	1	Routine Office Ba...	1 in 30 mins	0	1	100.0	81.3	81.3
			Outpatient Mental...			1 in 30 mins	0	1	100.0	83.8	87.0		
			Inpatient Mental...			1 in 60 mins	0	1	100.0	98.8	98.8		
			Portland	04102	2	Routine Office Ba...	1 in 30 mins	0	2	100.0	114.6	114.6	
		Outpatient Mental...				1 in 30 mins	0	2	100.0	115.4	121.0		
		Inpatient Mental...			1 in 60 mins	0	2	100.0	124.8	124.8			
		Intensive Outpatient			1 in 60 mins	0	2	100.0	115.4	121.0			
		Partial Hospitaliza...			1 in 60 mins	0	2	100.0	121.0	124.8			
		Inpatient MH/SA...			1 in 60 mins	0	2	100.0	121.0	124.8			
					3	Routine Office Ba...	1 in 30 mins	0	3	100.0	114.0	114.0	
						Outpatient Mental...	1 in 30 mins	0	3	100.0	114.9	120.4	
						Inpatient Mental...	1 in 60 mins	0	3	100.0	124.9	124.9	
						Intensive Outpatient	1 in 60 mins	0	3	100.0	114.9	120.4	
						Partial Hospitaliza...	1 in 60 mins	0	3	100.0	120.4	124.9	
						Inpatient MH/SA...	1 in 60 mins	0	3	100.0	120.4	124.9	
			Pownal	04069	1	Routine Office Ba...	1 in 30 mins	0	1	100.0	103.2	103.2	
		Outpatient Mental...				1 in 30 mins	0	1	100.0	106.6	107.2		
	Inpatient Mental...	1 in 60 mins			0	1	100.0	119.6	119.6				
	Intensive Outpatient	1 in 60 mins			0	1	100.0	106.6	107.2				
	Partial Hospitaliza...	1 in 60 mins			0	1	100.0	111.0	119.6				
	Inpatient MH/SA...	1 in 60 mins			0	1	100.0	111.0	119.6				
		Scarborough	04074	1	Routine Office Ba...	1 in 30 mins	0	1	100.0	103.3	103.3		
	Outpatient Mental...				1 in 30 mins	0	1	100.0	103.3	108.6			
	Inpatient Mental...			1 in 60 mins	0	1	100.0	110.0	110.0				
	Intensive Outpatient			1 in 60 mins	0	1	100.0	103.3	108.6				
	Partial Hospitaliza...			1 in 60 mins	0	1	100.0	108.6	110.0				
	Inpatient MH/SA...			1 in 60 mins	0	1	100.0	108.6	110.0				
		South Portland	04106	2	Routine Office Ba...	1 in 30 mins	0	2	100.0	116.2	116.2		
	Outpatient Mental...				1 in 30 mins	0	2	100.0	116.8	122.6			
	Inpatient Mental...			1 in 60 mins	0	2	100.0	125.6	125.6				
	Intensive Outpatient			1 in 60 mins	0	2	100.0	116.8	122.6				
	Partial Hospitaliza...			1 in 60 mins	0	2	100.0	122.6	125.6				
	Inpatient MH/SA...			1 in 60 mins	0	2	100.0	122.6	125.6				
		Franklin	04938	1	Routine Office Ba...	1 in 30 mins	0	1	100.0	82.8	84.4		
	Outpatient Mental...				1 in 30 mins	0	1	100.0	103.6	105.3			

Access Detail for All Employees Without Access

June 2022
 Created for...
 Cigna Payer Solutions Vermont PPO

Access Analysis
 VT State Access
 Distance Method
 Estimated Driving Distance
 Employee / Provider Groups
 All Employees
 Routine Office Based Mental Health and Substance Abuse Services
 Outpatient Mental Health/Substance Abuse Services
 Inpatient Mental Health
 Intensive Outpatient
 Partial Hospitalization
 Inpatient MH/SA or Residential MH/SA

All Employees												
State Name	County	City	Zip Code	Employee	Provider		Counts	Without Access		Average Time		
				#	Group	Standard	#	#	%	1	2	
Maine	Franklin	Farmington	04938	1	Inpatient Mental...	1 in 60 mins	0	1	100.0	115.5	138.2	
					Intensive Outpatient	1 in 60 mins	0	1	100.0	103.6	111.4	
					Partial Hospitaliza...	1 in 60 mins	0	1	100.0	115.5	123.3	
					Inpatient MH/SA...	1 in 60 mins	0	1	100.0	115.5	123.3	
					Routine Office Ba...	1 in 30 mins	0	1	100.0	168.3	168.4	
					Outpatient Mental...	1 in 30 mins	0	1	100.0	186.4	188.5	
		Hancock	Blue Hill	04614	1	Inpatient Mental...	1 in 60 mins	0	1	100.0	201.6	213.8
					Intensive Outpatient	1 in 60 mins	0	1	100.0	186.4	197.1	
					Partial Hospitaliza...	1 in 60 mins	0	1	100.0	200.5	201.6	
					Inpatient MH/SA...	1 in 60 mins	0	1	100.0	200.5	201.6	
					Routine Office Ba...	1 in 30 mins	0	1	100.0	160.5	161.5	
					Outpatient Mental...	1 in 30 mins	0	1	100.0	177.9	180.0	
		Brooksville	04617	04617	1	Inpatient Mental...	1 in 60 mins	0	1	100.0	194.2	204.2
					Intensive Outpatient	1 in 60 mins	0	1	100.0	177.9	187.8	
					Partial Hospitaliza...	1 in 60 mins	0	1	100.0	191.3	194.2	
					Inpatient MH/SA...	1 in 60 mins	0	1	100.0	191.3	194.2	
					Routine Office Ba...	1 in 30 mins	0	1	100.0	161.7	161.7	
					Outpatient Mental...	1 in 30 mins	0	1	100.0	180.8	182.8	
		Penobscot	04476	04476	1	Inpatient Mental...	1 in 60 mins	0	1	100.0	195.1	209.8
					Intensive Outpatient	1 in 60 mins	0	1	100.0	180.8	191.1	
					Partial Hospitaliza...	1 in 60 mins	0	1	100.0	195.1	195.8	
					Inpatient MH/SA...	1 in 60 mins	0	1	100.0	195.1	195.8	
					Routine Office Ba...	1 in 30 mins	0	1	100.0	171.8	171.8	
					Outpatient Mental...	1 in 30 mins	0	1	100.0	191.5	193.5	
	Surry	04684	04684	1	Inpatient Mental...	1 in 60 mins	0	1	100.0	205.5	220.3	
				Intensive Outpatient	1 in 60 mins	0	1	100.0	191.5	201.3		
				Partial Hospitaliza...	1 in 60 mins	0	1	100.0	205.5	206.5		
				Inpatient MH/SA...	1 in 60 mins	0	1	100.0	205.5	206.5		
				Routine Office Ba...	1 in 30 mins	0	1	100.0	107.0	111.9		
				Outpatient Mental...	1 in 30 mins	0	1	100.0	122.5	124.5		
	Kennebec	Augusta	04330	1	Inpatient Mental...	1 in 60 mins	0	1	100.0	141.2	150.8	
				Intensive Outpatient	1 in 60 mins	0	1	100.0	122.5	132.9		
				Partial Hospitaliza...	1 in 60 mins	0	1	100.0	136.1	141.2		
				Inpatient MH/SA...	1 in 60 mins	0	1	100.0	136.1	141.2		
				Routine Office Ba...	1 in 30 mins	0	2	100.0	107.2	114.4		
				Outpatient Mental...	1 in 30 mins	0	2	100.0	119.8	122.1		
	Gardiner	04345	04345	2	Inpatient Mental...	1 in 60 mins	0	2	100.0	141.5	144.2	
				Intensive Outpatient	1 in 60 mins	0	2	100.0	119.8	127.6		
				Partial Hospitaliza...	1 in 60 mins	0	2	100.0	131.2	141.5		
				Inpatient MH/SA...	1 in 60 mins	0	2	100.0	131.2	141.5		
				Routine Office Ba...	1 in 30 mins	0	2	100.0	107.2	114.4		
				Outpatient Mental...	1 in 30 mins	0	2	100.0	119.8	122.1		

Access Detail for All Employees Without Access

June 2022

Created for...
Cigna Payer Solutions Vermont PPO

- Access Analysis
- VT State Access
- Distance Method
- Estimated Driving Distance
- Employee / Provider Groups
- All Employees
- Routine Office Based Mental Health and Substance Abuse Services
- Outpatient Mental Health/Substance Abuse Services
- Inpatient Mental Health
- Intensive Outpatient
- Partial Hospitalization
- Inpatient MH/SA or Residential MH/SA

All Employees												
State Name	County	City	Zip Code	Employee	Provider		Counts	Without Access		Average Time		
				#	Group	Standard	#	#	%	1	2	
Maine	Kennebec	Vassalboro	04989	1	Routine Office Ba...	1 in 30 mins	0	1	100.0	111.4	114.2	
					Outpatient Mental...	1 in 30 mins	0	1	100.0	128.7	130.8	
					Inpatient Mental...	1 in 60 mins	0	1	100.0	145.5	159.1	
					Intensive Outpatient	1 in 60 mins	0	1	100.0	128.7	140.6	
					Partial Hospitaliza...	1 in 60 mins	0	1	100.0	143.6	145.5	
					Inpatient MH/SA...	1 in 60 mins	0	1	100.0	143.6	145.5	
		Waterville	04901	1	Routine Office Ba...	1 in 30 mins	0	1	100.0	110.4	111.0	
				Outpatient Mental...	1 in 30 mins	0	1	100.0	129.7	131.6		
				Inpatient Mental...	1 in 60 mins	0	1	100.0	143.6	163.4		
				Intensive Outpatient	1 in 60 mins	0	1	100.0	129.7	139.6		
				Partial Hospitaliza...	1 in 60 mins	0	1	100.0	143.6	146.7		
				Inpatient MH/SA...	1 in 60 mins	0	1	100.0	143.6	146.7		
		Knox	Camden	04843	1	Routine Office Ba...	1 in 30 mins	0	1	100.0	145.7	148.9
					Outpatient Mental...	1 in 30 mins	0	1	100.0	161.1	163.3	
					Inpatient Mental...	1 in 60 mins	0	1	100.0	180.3	184.5	
					Intensive Outpatient	1 in 60 mins	0	1	100.0	161.1	169.0	
					Partial Hospitaliza...	1 in 60 mins	0	1	100.0	172.8	180.3	
					Inpatient MH/SA...	1 in 60 mins	0	1	100.0	172.8	180.3	
		Rockland	04841	1	Routine Office Ba...	1 in 30 mins	0	1	100.0	146.5	150.7	
					Outpatient Mental...	1 in 30 mins	0	1	100.0	160.4	162.6	
					Inpatient Mental...	1 in 60 mins	0	1	100.0	181.2	181.2	
					Intensive Outpatient	1 in 60 mins	0	1	100.0	160.4	166.5	
					Partial Hospitaliza...	1 in 60 mins	0	1	100.0	170.6	181.2	
					Inpatient MH/SA...	1 in 60 mins	0	1	100.0	170.6	181.2	
		Rockport	04856	2	Routine Office Ba...	1 in 30 mins	0	2	100.0	145.4	149.0	
					Outpatient Mental...	1 in 30 mins	0	2	100.0	160.2	162.4	
	Inpatient Mental...				1 in 60 mins	0	2	100.0	180.0	182.6		
	Intensive Outpatient				1 in 60 mins	0	2	100.0	160.2	167.4		
	Partial Hospitaliza...				1 in 60 mins	0	2	100.0	171.2	180.0		
	Inpatient MH/SA...				1 in 60 mins	0	2	100.0	171.2	180.0		
	Union	04862	1	Routine Office Ba...	1 in 30 mins	0	1	100.0	134.7	138.1		
				Outpatient Mental...	1 in 30 mins	0	1	100.0	150.0	152.1		
				Inpatient Mental...	1 in 60 mins	0	1	100.0	169.3	174.4		
				Intensive Outpatient	1 in 60 mins	0	1	100.0	150.0	158.4		
				Partial Hospitaliza...	1 in 60 mins	0	1	100.0	162.0	169.3		
				Inpatient MH/SA...	1 in 60 mins	0	1	100.0	162.0	169.3		
	Oxford	Bethel	04217	1	Routine Office Ba...	1 in 30 mins	0	1	100.0	57.1	58.9	
				Outpatient Mental...	1 in 30 mins	0	1	100.0	64.2	66.4		
				Inpatient Mental...	1 in 60 mins	0	1	100.0	89.8	97.4		
				Intensive Outpatient	1 in 60 mins	0	1	100.0	64.2	82.0		

Access Detail for All Employees Without Access

June 2022

Created for...
Cigna Payer Solutions Vermont PPO

Access Analysis
VT State Access
Distance Method
Estimated Driving Distance
Employee / Provider Groups
All Employees
Routine Office Based Mental Health and Substance Abuse Services
Outpatient Mental Health/Substance Abuse Services
Inpatient Mental Health
Intensive Outpatient
Partial Hospitalization
Inpatient MH/SA or Residential MH/SA

All Employees														
State Name	County	City	Zip Code	Employee	Provider		Counts	Without Access		Average Time				
				#	Group	Standard	#	#	%	1	2			
Maine	Oxford	Bethel	04217	1	Partial Hospitaliza...	1 in 60 mins	0	1	100.0	83.0	89.8			
					Inpatient MH/SA...	1 in 60 mins	0	1	100.0	83.0	89.8			
	Penobscot	Garland	04939	1	Routine Office Ba...	1 in 30 mins	0	1	100.0	129.7	129.7			
					Outpatient Mental...	1 in 30 mins	0	1	100.0	160.3	160.5			
					Inpatient Mental...	1 in 60 mins	0	1	100.0	164.8	195.8			
					Intensive Outpatient	1 in 60 mins	0	1	100.0	160.3	160.5			
					Partial Hospitaliza...	1 in 60 mins	0	1	100.0	164.8	182.6			
					Inpatient MH/SA...	1 in 60 mins	0	1	100.0	164.8	182.6			
					Holden	04429	1	Routine Office Ba...	1 in 30 mins	0	1	100.0	160.3	160.3
								Outpatient Mental...	1 in 30 mins	0	1	100.0	184.6	186.5
								Inpatient Mental...	1 in 60 mins	0	1	100.0	194.8	218.8
								Intensive Outpatient	1 in 60 mins	0	1	100.0	184.6	190.5
	Orono	04473	2	Routine Office Ba...	1 in 30 mins	0	2	100.0	156.3	156.3				
				Outpatient Mental...	1 in 30 mins	0	2	100.0	183.4	185.2				
				Inpatient Mental...	1 in 60 mins	0	2	100.0	191.1	218.1				
				Intensive Outpatient	1 in 60 mins	0	2	100.0	183.4	186.7				
				Partial Hospitaliza...	1 in 60 mins	0	2	100.0	191.1	202.9				
				Inpatient MH/SA...	1 in 60 mins	0	2	100.0	191.1	202.9				
				Sagadahoc	Bath	04530	2	Routine Office Ba...	1 in 30 mins	0	2	100.0	119.1	121.2
								Outpatient Mental...	1 in 30 mins	0	2	100.0	126.0	127.2
	Inpatient Mental...	1 in 60 mins	0					2	100.0	139.9	139.9			
	Intensive Outpatient	1 in 60 mins	0					2	100.0	126.0	127.2			
	Partial Hospitaliza...	1 in 60 mins	0					2	100.0	131.6	139.9			
	Inpatient MH/SA...	1 in 60 mins	0					2	100.0	131.6	139.9			
	Phippsburg	04562	1	Routine Office Ba...	1 in 30 mins	0	1	100.0	124.9	124.9				
				Outpatient Mental...	1 in 30 mins	0	1	100.0	128.0	129.4				
				Inpatient Mental...	1 in 60 mins	0	1	100.0	139.0	139.0				
				Intensive Outpatient	1 in 60 mins	0	1	100.0	128.0	129.4				
Partial Hospitaliza...				1 in 60 mins	0	1	100.0	132.8	139.0					
Inpatient MH/SA...				1 in 60 mins	0	1	100.0	132.8	139.0					
Somerset				Saint Albans	04971	1	Routine Office Ba...	1 in 30 mins	0	1	100.0	116.4	116.4	
							Outpatient Mental...	1 in 30 mins	0	1	100.0	144.9	146.6	
	Inpatient Mental...	1 in 60 mins	0				1	100.0	151.2	180.1				
	Intensive Outpatient	1 in 60 mins	0				1	100.0	144.9	146.8				
	Partial Hospitaliza...	1 in 60 mins	0				1	100.0	151.2	166.3				
	Inpatient MH/SA...	1 in 60 mins	0				1	100.0	151.2	166.3				
Skowhegan	04976	1	Routine Office Ba...	1 in 30 mins	0	1	100.0	102.2	102.2					
			Outpatient Mental...	1 in 30 mins	0	1	100.0	127.7	129.4					

Access Detail for All Employees Without Access

June 2022

Created for...
Cigna Payer Solutions Vermont PPO

- Access Analysis
- VT State Access
- Distance Method
- Estimated Driving Distance
- Employee / Provider Groups
- All Employees
- Routine Office Based Mental Health and Substance Abuse Services
- Outpatient Mental Health/Substance Abuse Services
- Inpatient Mental Health
- Intensive Outpatient
- Partial Hospitalization
- Inpatient MH/SA or Residential MH/SA

All Employees												
State Name	County	City	Zip Code	Employee	Provider		Counts	Without Access		Average Time		
				#	Group	Standard	#	#	%	1	2	
Maine	Somerset	Skowhegan	04976	1	Inpatient Mental...	1 in 60 mins	0	1	100.0	136.3	162.6	
					Intensive Outpatient	1 in 60 mins	0	1	100.0	127.7	132.1	
					Partial Hospitaliza...	1 in 60 mins	0	1	100.0	136.3	148.3	
					Inpatient MH/SA...	1 in 60 mins	0	1	100.0	136.3	148.3	
					Routine Office Ba...	1 in 30 mins	0	1	100.0	75.9	76.0	
					Outpatient Mental...	1 in 30 mins	0	1	100.0	79.3	79.4	
		York	Acton	04001	1	Inpatient Mental...	1 in 60 mins	0	1	100.0	79.4	79.4
					Intensive Outpatient	1 in 60 mins	0	1	100.0	79.3	79.4	
					Partial Hospitaliza...	1 in 60 mins	0	1	100.0	79.4	79.4	
					Inpatient MH/SA...	1 in 60 mins	0	1	100.0	79.4	79.4	
					Routine Office Ba...	1 in 30 mins	0	1	100.0	98.9	99.0	
					Outpatient Mental...	1 in 30 mins	0	1	100.0	101.4	102.1	
		Kennebunk	Kennebunk	04043	1	Inpatient Mental...	1 in 60 mins	0	1	100.0	102.1	102.1
					Intensive Outpatient	1 in 60 mins	0	1	100.0	101.4	102.1	
					Partial Hospitaliza...	1 in 60 mins	0	1	100.0	102.1	102.1	
					Inpatient MH/SA...	1 in 60 mins	0	1	100.0	102.1	102.1	
					Routine Office Ba...	1 in 30 mins	0	1	100.0	97.9	98.0	
					Outpatient Mental...	1 in 30 mins	0	1	100.0	98.0	102.8	
		Kittery Point	Kittery Point	03905	1	Inpatient Mental...	1 in 60 mins	0	1	100.0	98.0	102.8
					Intensive Outpatient	1 in 60 mins	0	1	100.0	98.0	102.8	
					Partial Hospitaliza...	1 in 60 mins	0	1	100.0	102.8	102.8	
					Inpatient MH/SA...	1 in 60 mins	0	1	100.0	98.0	102.8	
					Routine Office Ba...	1 in 30 mins	0	1	100.0	114.0	114.1	
					Outpatient Mental...	1 in 30 mins	0	1	100.0	114.2	119.7	
	Old Orchard...	Old Orchard...	04064	1	Inpatient Mental...	1 in 60 mins	0	1	100.0	119.7	119.7	
				Intensive Outpatient	1 in 60 mins	0	1	100.0	114.2	119.7		
				Partial Hospitaliza...	1 in 60 mins	0	1	100.0	119.7	119.7		
				Inpatient MH/SA...	1 in 60 mins	0	1	100.0	119.7	119.7		
				Routine Office Ba...	1 in 30 mins	0	1	100.0	92.2	92.4		
				Outpatient Mental...	1 in 30 mins	0	1	100.0	93.4	93.4		
	South Berwick	South Berwick	03908	1	Inpatient Mental...	1 in 60 mins	0	1	100.0	93.4	93.4	
				Intensive Outpatient	1 in 60 mins	0	1	100.0	93.4	93.4		
				Partial Hospitaliza...	1 in 60 mins	0	1	100.0	93.4	93.4		
				Inpatient MH/SA...	1 in 60 mins	0	1	100.0	93.4	93.4		
				Routine Office Ba...	1 in 30 mins	0	1	100.0	98.1	98.2		
				Outpatient Mental...	1 in 30 mins	0	1	100.0	100.1	100.1		
	Wells	Wells	04090	1	Inpatient Mental...	1 in 60 mins	0	1	100.0	100.1	100.1	
				Intensive Outpatient	1 in 60 mins	0	1	100.0	100.1	100.1		
				Partial Hospitaliza...	1 in 60 mins	0	1	100.0	100.1	100.1		
				Inpatient MH/SA...	1 in 60 mins	0	1	100.0	100.1	100.1		
				Routine Office Ba...	1 in 30 mins	0	1	100.0	98.1	98.2		
				Outpatient Mental...	1 in 30 mins	0	1	100.0	100.1	100.1		

Access Detail for All Employees Without Access

June 2022

Created for...
Cigna Payer Solutions Vermont PPO

- Access Analysis
- VT State Access
- Distance Method
- Estimated Driving Distance
- Employee / Provider Groups
- All Employees
- Routine Office Based Mental Health and Substance Abuse Services
- Outpatient Mental Health/Substance Abuse Services
- Inpatient Mental Health
- Intensive Outpatient
- Partial Hospitalization
- Inpatient MH/SA or Residential MH/SA

All Employees																
State Name	County	City	Zip Code	Employee	Provider		Counts	Without Access		Average Time						
				#	Group	Standard	#	#	%	1	2					
Maine	York	York	03909	1	Routine Office Ba...	1 in 30 mins	0	1	100.0	101.1	101.1					
					Outpatient Mental...	1 in 30 mins	0	1	100.0	101.2	102.6					
					Inpatient Mental...	1 in 60 mins	0	1	100.0	101.2	102.6					
					Intensive Outpatient	1 in 60 mins	0	1	100.0	101.2	102.6					
					Partial Hospitaliza...	1 in 60 mins	0	1	100.0	102.6	102.6					
					Inpatient MH/SA...	1 in 60 mins	0	1	100.0	101.2	102.6					
					Maryland	Anne Arundel	Annapolis	21401	1	Routine Office Ba...	1 in 30 mins	0	1	100.0	395.1	395.1
										Outpatient Mental...	1 in 30 mins	0	1	100.0	396.1	417.4
										Inpatient Mental...	1 in 60 mins	0	1	100.0	396.1	417.4
										Intensive Outpatient	1 in 60 mins	0	1	100.0	396.1	417.4
		Fort George...	20755	1	Routine Office Ba...	1 in 30 mins	0	1	100.0	359.0	359.0					
					Outpatient Mental...	1 in 30 mins	0	1	100.0	360.0	380.7					
					Inpatient Mental...	1 in 60 mins	0	1	100.0	360.0	380.7					
					Intensive Outpatient	1 in 60 mins	0	1	100.0	360.0	380.7					
					Partial Hospitaliza...	1 in 60 mins	0	1	100.0	360.0	380.7					
				Glen Burnie	21060	1	Routine Office Ba...	1 in 30 mins	0	1	100.0	384.2	384.2			
							Outpatient Mental...	1 in 30 mins	0	1	100.0	385.2	407.6			
							Inpatient Mental...	1 in 60 mins	0	1	100.0	385.2	407.6			
							Intensive Outpatient	1 in 60 mins	0	1	100.0	385.2	407.6			
							Partial Hospitaliza...	1 in 60 mins	0	1	100.0	385.2	407.6			
			21061	1	Routine Office Ba...	1 in 30 mins	0	1	100.0	454.4	454.4					
					Outpatient Mental...	1 in 30 mins	0	1	100.0	455.7	482.1					
					Inpatient Mental...	1 in 60 mins	0	1	100.0	455.7	482.1					
					Intensive Outpatient	1 in 60 mins	0	1	100.0	455.7	482.1					
					Partial Hospitaliza...	1 in 60 mins	0	1	100.0	455.7	482.1					
				Millersville	21108	1	Routine Office Ba...	1 in 30 mins	0	1	100.0	390.3	390.3			
							Outpatient Mental...	1 in 30 mins	0	1	100.0	391.4	413.6			
							Inpatient Mental...	1 in 60 mins	0	1	100.0	391.4	413.6			
							Intensive Outpatient	1 in 60 mins	0	1	100.0	391.4	413.6			
							Partial Hospitaliza...	1 in 60 mins	0	1	100.0	391.4	413.6			
	Baltimore	Baltimore	21209	1	Routine Office Ba...	1 in 30 mins	0	1	100.0	438.9	438.9					
					Outpatient Mental...	1 in 30 mins	0	1	100.0	440.1	467.8					
					Inpatient Mental...	1 in 60 mins	0	1	100.0	440.1	467.8					
					Intensive Outpatient	1 in 60 mins	0	1	100.0	440.1	467.8					

Access Detail for All Employees Without Access

June 2022

Created for...
Cigna Payer Solutions Vermont PPO

- Access Analysis
- VT State Access
- Distance Method
- Estimated Driving Distance
- Employee / Provider Groups
- All Employees
- Routine Office Based Mental Health and Substance Abuse Services
- Outpatient Mental Health/Substance Abuse Services
- Inpatient Mental Health
- Intensive Outpatient
- Partial Hospitalization
- Inpatient MH/SA or Residential MH/SA

All Employees													
State Name	County	City	Zip Code	Employee	Provider		Counts	Without Access		Average Time			
				#	Group	Standard	#	#	%	1	2		
Maryland	Baltimore	Baltimore	21209	1	Partial Hospitaliza...	1 in 60 mins	0	1	100.0	440.1	467.8		
					Inpatient MH/SA...	1 in 60 mins	0	1	100.0	440.1	467.8		
					Inpatient MH/SA...	1 in 60 mins	0	1	100.0	440.1	467.8		
			Dundalk	21222	1	Routine Office Ba...	1 in 30 mins	0	1	100.0	439.9	439.9	
					Outpatient Mental...	1 in 30 mins	0	1	100.0	441.1	467.4		
					Inpatient Mental...	1 in 60 mins	0	1	100.0	441.1	467.4		
							Intensive Outpatient	1 in 60 mins	0	1	100.0	441.1	467.4
							Partial Hospitaliza...	1 in 60 mins	0	1	100.0	441.1	467.4
			Freeland	21053	1	Routine Office Ba...	1 in 30 mins	0	1	100.0	320.9	320.9	
					Outpatient Mental...	1 in 30 mins	0	1	100.0	321.9	344.6		
					Inpatient Mental...	1 in 60 mins	0	1	100.0	321.9	344.6		
					Intensive Outpatient	1 in 60 mins	0	1	100.0	321.9	344.6		
					Partial Hospitaliza...	1 in 60 mins	0	1	100.0	321.9	344.6		
					Inpatient MH/SA...	1 in 60 mins	0	1	100.0	321.9	344.6		
			Baltimore City	Baltimore	21211	2	Routine Office Ba...	1 in 30 mins	0	2	100.0	440.8	440.8
		Outpatient Mental...				1 in 30 mins	0	2	100.0	442.0	469.4		
		Inpatient Mental...				1 in 60 mins	0	2	100.0	442.0	469.4		
							Intensive Outpatient	1 in 60 mins	0	2	100.0	442.0	469.4
							Partial Hospitaliza...	1 in 60 mins	0	2	100.0	442.0	469.4
							Inpatient MH/SA...	1 in 60 mins	0	2	100.0	442.0	469.4
				21212	1	Routine Office Ba...	1 in 30 mins	0	1	100.0	436.9	436.9	
					Outpatient Mental...	1 in 30 mins	0	1	100.0	438.0	465.4		
					Inpatient Mental...	1 in 60 mins	0	1	100.0	438.0	465.4		
					Intensive Outpatient	1 in 60 mins	0	1	100.0	438.0	465.4		
					Partial Hospitaliza...	1 in 60 mins	0	1	100.0	438.0	465.4		
					Inpatient MH/SA...	1 in 60 mins	0	1	100.0	438.0	465.4		
				21215	1	Routine Office Ba...	1 in 30 mins	0	1	100.0	441.6	441.6	
					Outpatient Mental...	1 in 30 mins	0	1	100.0	442.7	470.4		
					Inpatient Mental...	1 in 60 mins	0	1	100.0	442.7	470.4		
			Intensive Outpatient		1 in 60 mins	0	1	100.0	442.7	470.4			
		Partial Hospitaliza...	1 in 60 mins		0	1	100.0	442.7	470.4				
		Inpatient MH/SA...	1 in 60 mins		0	1	100.0	442.7	470.4				
		21230	1	Routine Office Ba...	1 in 30 mins	0	1	100.0	445.1	445.1			
			Outpatient Mental...	1 in 30 mins	0	1	100.0	446.2	473.2				
			Inpatient Mental...	1 in 60 mins	0	1	100.0	446.2	473.2				
			Intensive Outpatient	1 in 60 mins	0	1	100.0	446.2	473.2				
			Partial Hospitaliza...	1 in 60 mins	0	1	100.0	446.2	473.2				
			Inpatient MH/SA...	1 in 60 mins	0	1	100.0	446.2	473.2				
	Cecil	Elkton	21921	1	Routine Office Ba...	1 in 30 mins	0	1	100.0	294.7	294.7		
					Outpatient Mental...	1 in 30 mins	0	1	100.0	295.7	314.4		

Access Detail for All Employees Without Access

June 2022

Created for...
Cigna Payer Solutions Vermont PPO

- Access Analysis
- VT State Access
- Distance Method
- Estimated Driving Distance
- Employee / Provider Groups
- All Employees
- Routine Office Based Mental Health and Substance Abuse Services
- Outpatient Mental Health/Substance Abuse Services
- Inpatient Mental Health
- Intensive Outpatient
- Partial Hospitalization
- Inpatient MH/SA or Residential MH/SA

All Employees															
State Name	County	City	Zip Code	Employee	Provider		Counts	Without Access		Average Time					
				#	Group	Standard	#	#	%	1	2				
Maryland	Cecil	Elkton	21921	1	Inpatient Mental...	1 in 60 mins	0	1	100.0	295.7	314.4				
					Intensive Outpatient	1 in 60 mins	0	1	100.0	295.7	314.4				
					Partial Hospitaliza...	1 in 60 mins	0	1	100.0	295.7	314.4				
					Inpatient MH/SA...	1 in 60 mins	0	1	100.0	295.7	314.4				
					Frederick	Adamstown	21710	1	Routine Office Ba...	1 in 30 mins	0	1	100.0	373.5	373.5
									Outpatient Mental...	1 in 30 mins	0	1	100.0	374.4	398.4
	Inpatient Mental...	1 in 60 mins	0	1					100.0	374.4	398.4				
	Intensive Outpatient	1 in 60 mins	0	1					100.0	374.4	398.4				
	Partial Hospitaliza...	1 in 60 mins	0	1					100.0	374.4	398.4				
	Inpatient MH/SA...	1 in 60 mins	0	1					100.0	374.4	398.4				
	Frederick	Frederick	21701	1	Routine Office Ba...	1 in 30 mins	0	1	100.0	363.8	363.8				
					Outpatient Mental...	1 in 30 mins	0	1	100.0	364.6	388.8				
					Inpatient Mental...	1 in 60 mins	0	1	100.0	364.6	388.8				
					Intensive Outpatient	1 in 60 mins	0	1	100.0	364.6	388.8				
					Partial Hospitaliza...	1 in 60 mins	0	1	100.0	364.6	388.8				
					Inpatient MH/SA...	1 in 60 mins	0	1	100.0	364.6	388.8				
		Middletown	Middletown	21769	1	Routine Office Ba...	1 in 30 mins	0	1	100.0	369.7	369.7			
						Outpatient Mental...	1 in 30 mins	0	1	100.0	370.5	395.2			
						Inpatient Mental...	1 in 60 mins	0	1	100.0	370.5	395.2			
						Intensive Outpatient	1 in 60 mins	0	1	100.0	370.5	395.2			
						Partial Hospitaliza...	1 in 60 mins	0	1	100.0	370.5	395.2			
						Inpatient MH/SA...	1 in 60 mins	0	1	100.0	370.5	395.2			
	Garrett	Oakland	21550	1	Routine Office Ba...	1 in 30 mins	0	1	100.0	454.6	454.6				
					Outpatient Mental...	1 in 30 mins	0	1	100.0	455.5	484.2				
Inpatient Mental...					1 in 60 mins	0	1	100.0	455.5	484.2					
Intensive Outpatient					1 in 60 mins	0	1	100.0	455.5	484.2					
Partial Hospitaliza...					1 in 60 mins	0	1	100.0	455.5	484.2					
Inpatient MH/SA...					1 in 60 mins	0	1	100.0	455.5	484.2					
Montgomery		Bethesda	20814	1	Routine Office Ba...	1 in 30 mins	0	1	100.0	490.3	490.3				
					Outpatient Mental...	1 in 30 mins	0	1	100.0	491.4	519.5				
					Inpatient Mental...	1 in 60 mins	0	1	100.0	491.4	519.5				
					Intensive Outpatient	1 in 60 mins	0	1	100.0	491.4	519.5				
					Partial Hospitaliza...	1 in 60 mins	0	1	100.0	491.4	519.5				
					Inpatient MH/SA...	1 in 60 mins	0	1	100.0	491.4	519.5				
Chevy Chase	Chevy Chase	20815	2	Routine Office Ba...	1 in 30 mins	0	2	100.0	490.7	490.7					
				Outpatient Mental...	1 in 30 mins	0	2	100.0	492.0	519.8					
				Inpatient Mental...	1 in 60 mins	0	2	100.0	492.0	519.8					
				Intensive Outpatient	1 in 60 mins	0	2	100.0	492.0	519.8					
				Partial Hospitaliza...	1 in 60 mins	0	2	100.0	492.0	519.8					
				Inpatient MH/SA...	1 in 60 mins	0	2	100.0	492.0	519.8					

Access Detail for All Employees Without Access

June 2022

Created for...
Cigna Payer Solutions Vermont PPO

Access Analysis
VT State Access

Distance Method
Estimated Driving Distance

Employee / Provider Groups
All Employees
Routine Office Based Mental Health and Substance Abuse Services
Outpatient Mental Health/Substance Abuse Services
Inpatient Mental Health
Intensive Outpatient
Partial Hospitalization
Inpatient MH/SA or Residential MH/SA

All Employees													
State Name	County	City	Zip Code	Employee	Provider		Counts	Without Access		Average Time			
				#	Group	Standard	#	#	%	1	2		
Maryland	Montgomery	Clarksburg	20871	1	Routine Office Ba...	1 in 30 mins	0	1	100.0	370.1	370.1		
					Outpatient Mental...	1 in 30 mins	0	1	100.0	371.0	394.1		
					Inpatient Mental...	1 in 60 mins	0	1	100.0	371.0	394.1		
					Intensive Outpatient	1 in 60 mins	0	1	100.0	371.0	394.1		
					Partial Hospitaliza...	1 in 60 mins	0	1	100.0	371.0	394.1		
					Inpatient MH/SA...	1 in 60 mins	0	1	100.0	371.0	394.1		
				Gaithersburg	20877	1	Routine Office Ba...	1 in 30 mins	0	1	100.0	482.8	482.8
							Outpatient Mental...	1 in 30 mins	0	1	100.0	484.0	513.1
							Inpatient Mental...	1 in 60 mins	0	1	100.0	484.0	513.1
							Intensive Outpatient	1 in 60 mins	0	1	100.0	484.0	513.1
							Partial Hospitaliza...	1 in 60 mins	0	1	100.0	484.0	513.1
							Inpatient MH/SA...	1 in 60 mins	0	1	100.0	484.0	513.1
		20878	1	Routine Office Ba...	1 in 30 mins	0	1	100.0	413.8	413.8			
				Outpatient Mental...	1 in 30 mins	0	1	100.0	414.8	439.6			
				Inpatient Mental...	1 in 60 mins	0	1	100.0	414.8	439.6			
				Intensive Outpatient	1 in 60 mins	0	1	100.0	414.8	439.6			
				Partial Hospitaliza...	1 in 60 mins	0	1	100.0	414.8	439.6			
				Inpatient MH/SA...	1 in 60 mins	0	1	100.0	414.8	439.6			
		20882	1	Routine Office Ba...	1 in 30 mins	0	1	100.0	366.3	366.3			
				Outpatient Mental...	1 in 30 mins	0	1	100.0	367.2	390.0			
				Inpatient Mental...	1 in 60 mins	0	1	100.0	367.2	390.0			
				Intensive Outpatient	1 in 60 mins	0	1	100.0	367.2	390.0			
				Partial Hospitaliza...	1 in 60 mins	0	1	100.0	367.2	390.0			
				Inpatient MH/SA...	1 in 60 mins	0	1	100.0	367.2	390.0			
Kensington	20895	1	Routine Office Ba...	1 in 30 mins	0	1	100.0	486.2	486.2				
			Outpatient Mental...	1 in 30 mins	0	1	100.0	487.3	515.4				
			Inpatient Mental...	1 in 60 mins	0	1	100.0	487.3	515.4				
			Intensive Outpatient	1 in 60 mins	0	1	100.0	487.3	515.4				
			Partial Hospitaliza...	1 in 60 mins	0	1	100.0	487.3	515.4				
			Inpatient MH/SA...	1 in 60 mins	0	1	100.0	487.3	515.4				
Olney	20832	2	Routine Office Ba...	1 in 30 mins	0	2	100.0	404.4	404.4				
			Outpatient Mental...	1 in 30 mins	0	2	100.0	405.4	429.7				
		2	Inpatient Mental...	1 in 60 mins	0	2	100.0	405.4	429.7				
			Intensive Outpatient	1 in 60 mins	0	2	100.0	405.4	429.7				
			Partial Hospitaliza...	1 in 60 mins	0	2	100.0	405.4	429.7				
			Inpatient MH/SA...	1 in 60 mins	0	2	100.0	405.4	429.7				
Potomac	20854	1	Routine Office Ba...	1 in 30 mins	0	1	100.0	417.6	417.6				
			Outpatient Mental...	1 in 30 mins	0	1	100.0	418.5	443.0				
		1	Inpatient Mental...	1 in 60 mins	0	1	100.0	418.5	443.0				
			Intensive Outpatient	1 in 60 mins	0	1	100.0	418.5	443.0				

Access Detail for All Employees Without Access

June 2022

Created for...
Cigna Payer Solutions Vermont PPO

- Access Analysis
- VT State Access
- Distance Method
- Estimated Driving Distance
- Employee / Provider Groups
- All Employees
- Routine Office Based Mental Health and Substance Abuse Services
- Outpatient Mental Health/Substance Abuse Services
- Inpatient Mental Health
- Intensive Outpatient
- Partial Hospitalization
- Inpatient MH/SA or Residential MH/SA

All Employees													
State Name	County	City	Zip Code	Employee	Provider		Counts	Without Access		Average Time			
				#	Group	Standard	#	#	%	1	2		
Maryland	Montgomery	Potomac	20854	1	Partial Hospitaliza...	1 in 60 mins	0	1	100.0	418.5	443.0		
					Inpatient MH/SA...	1 in 60 mins	0	1	100.0	418.5	443.0		
			Rockville	20850	1	Routine Office Ba...	1 in 30 mins	0	1	100.0	485.6	485.6	
		Outpatient Mental...				1 in 30 mins	0	1	100.0	486.9	515.7		
		Inpatient Mental...				1 in 60 mins	0	1	100.0	486.9	515.7		
		Intensive Outpatient				1 in 60 mins	0	1	100.0	486.9	515.7		
		Partial Hospitaliza...				1 in 60 mins	0	1	100.0	486.9	515.7		
		Inpatient MH/SA...				1 in 60 mins	0	1	100.0	486.9	515.7		
			Silver Spring	20901	2	Routine Office Ba...	1 in 30 mins	0	2	100.0	483.6	483.6	
		Outpatient Mental...				1 in 30 mins	0	2	100.0	484.8	512.6		
						2	Inpatient Mental...	1 in 60 mins	0	2	100.0	484.8	512.6
							Intensive Outpatient	1 in 60 mins	0	2	100.0	484.8	512.6
						2	Partial Hospitaliza...	1 in 60 mins	0	2	100.0	484.8	512.6
							Inpatient MH/SA...	1 in 60 mins	0	2	100.0	484.8	512.6
						1	Routine Office Ba...	1 in 30 mins	0	1	100.0	484.0	484.0
							Outpatient Mental...	1 in 30 mins	0	1	100.0	485.2	513.3
						1	Inpatient Mental...	1 in 60 mins	0	1	100.0	485.2	513.3
							Intensive Outpatient	1 in 60 mins	0	1	100.0	485.2	513.3
				1	Partial Hospitaliza...	1 in 60 mins	0	1	100.0	485.2	513.3		
					Inpatient MH/SA...	1 in 60 mins	0	1	100.0	485.2	513.3		
				1	Routine Office Ba...	1 in 30 mins	0	1	100.0	478.7	478.7		
					Outpatient Mental...	1 in 30 mins	0	1	100.0	479.8	507.6		
				1	Inpatient Mental...	1 in 60 mins	0	1	100.0	479.8	507.6		
					Intensive Outpatient	1 in 60 mins	0	1	100.0	479.8	507.6		
				1	Partial Hospitaliza...	1 in 60 mins	0	1	100.0	479.8	507.6		
					Inpatient MH/SA...	1 in 60 mins	0	1	100.0	479.8	507.6		
			1	Routine Office Ba...	1 in 30 mins	0	1	100.0	486.6	486.6			
				Outpatient Mental...	1 in 30 mins	0	1	100.0	487.7	515.5			
			1	Inpatient Mental...	1 in 60 mins	0	1	100.0	487.7	515.5			
				Intensive Outpatient	1 in 60 mins	0	1	100.0	487.7	515.5			
			1	Partial Hospitaliza...	1 in 60 mins	0	1	100.0	487.7	515.5			
				Inpatient MH/SA...	1 in 60 mins	0	1	100.0	487.7	515.5			
	Prince Georges	Brentwood	20722	1	Routine Office Ba...	1 in 30 mins	0	1	100.0	486.3	486.3		
					Outpatient Mental...	1 in 30 mins	0	1	100.0	487.6	515.1		
				1	Inpatient Mental...	1 in 60 mins	0	1	100.0	487.6	515.1		
			Intensive Outpatient		1 in 60 mins	0	1	100.0	487.6	515.1			
				1	Partial Hospitaliza...	1 in 60 mins	0	1	100.0	487.6	515.1		
			Inpatient MH/SA...		1 in 60 mins	0	1	100.0	487.6	515.1			
				1	Routine Office Ba...	1 in 30 mins	0	1	100.0	487.6	487.6		
			Outpatient Mental...		1 in 30 mins	0	1	100.0	488.7	515.8			

Access Detail for All Employees Without Access

June 2022
 Created for...
 Cigna Payer Solutions Vermont PPO

Access Analysis
 VT State Access
 Distance Method
 Estimated Driving Distance
 Employee / Provider Groups
 All Employees
 Routine Office Based Mental Health and Substance Abuse Services
 Outpatient Mental Health/Substance Abuse Services
 Inpatient Mental Health
 Intensive Outpatient
 Partial Hospitalization
 Inpatient MH/SA or Residential MH/SA

All Employees											
State Name	County	City	Zip Code	Employee	Provider		Counts	Without Access		Average Time	
				#	Group	Standard	#	#	%	1	2
Maryland	Prince Georges	Brentwood	20722	1	Inpatient Mental...	1 in 60 mins	0	1	100.0	488.7	515.8
					Intensive Outpatient	1 in 60 mins	0	1	100.0	488.7	515.8
					Partial Hospitaliza...	1 in 60 mins	0	1	100.0	488.7	515.8
		District Heights	20747	1	Inpatient MH/SA...	1 in 60 mins	0	1	100.0	488.7	515.8
					Routine Office Ba...	1 in 30 mins	0	1	100.0	491.7	491.7
					Outpatient Mental...	1 in 30 mins	0	1	100.0	492.9	519.3
	Queen Annes	Queen Anne	21657	1	Inpatient Mental...	1 in 60 mins	0	1	100.0	492.9	519.3
					Intensive Outpatient	1 in 60 mins	0	1	100.0	492.9	519.3
					Partial Hospitaliza...	1 in 60 mins	0	1	100.0	492.9	519.3
					Inpatient MH/SA...	1 in 60 mins	0	1	100.0	492.9	519.3
					Routine Office Ba...	1 in 30 mins	0	1	100.0	345.6	345.6
					Outpatient Mental...	1 in 30 mins	0	1	100.0	346.4	363.2
	Talbot	Saint Michaels	21663	1	Inpatient Mental...	1 in 60 mins	0	1	100.0	346.4	363.2
					Intensive Outpatient	1 in 60 mins	0	1	100.0	346.4	363.2
					Partial Hospitaliza...	1 in 60 mins	0	1	100.0	346.4	363.2
					Inpatient MH/SA...	1 in 60 mins	0	1	100.0	346.4	363.2
					Routine Office Ba...	1 in 30 mins	0	1	100.0	362.7	362.7
					Outpatient Mental...	1 in 30 mins	0	1	100.0	363.7	381.0
Massachusetts	Barnstable	Centerville	02632	1	Inpatient Mental...	1 in 60 mins	0	1	100.0	363.7	381.0
					Intensive Outpatient	1 in 60 mins	0	1	100.0	363.7	381.0
					Partial Hospitaliza...	1 in 60 mins	0	1	100.0	363.7	381.0
					Inpatient MH/SA...	1 in 60 mins	0	1	100.0	363.7	381.0
					Routine Office Ba...	1 in 30 mins	0	1	100.0	171.3	171.3
					Outpatient Mental...	1 in 30 mins	0	1	100.0	171.9	173.1
					Inpatient Mental...	1 in 60 mins	0	1	100.0	171.9	173.1
					Intensive Outpatient	1 in 60 mins	0	1	100.0	171.9	173.1
					Partial Hospitaliza...	1 in 60 mins	0	1	100.0	171.9	173.1
	Chatham	02633	1	Inpatient MH/SA...	1 in 60 mins	0	1	100.0	171.9	173.1	
				Routine Office Ba...	1 in 30 mins	0	1	100.0	173.0	173.0	
				Outpatient Mental...	1 in 30 mins	0	1	100.0	173.2	174.1	
				Inpatient Mental...	1 in 60 mins	0	1	100.0	173.2	174.1	
				Intensive Outpatient	1 in 60 mins	0	1	100.0	173.2	174.1	
				Partial Hospitaliza...	1 in 60 mins	0	1	100.0	173.2	174.1	
	Cotuit	02635	2	Inpatient MH/SA...	1 in 60 mins	0	1	100.0	173.2	174.1	
				Routine Office Ba...	1 in 30 mins	0	2	100.0	153.2	153.2	
				Outpatient Mental...	1 in 30 mins	0	2	100.0	153.9	155.1	
Inpatient Mental...				1 in 60 mins	0	2	100.0	153.9	155.1		
Intensive Outpatient				1 in 60 mins	0	2	100.0	153.9	155.1		
					Partial Hospitaliza...	1 in 60 mins	0	2	100.0	153.9	155.1
					Inpatient MH/SA...	1 in 60 mins	0	2	100.0	153.9	155.1
					Intensive Outpatient	1 in 60 mins	0	2	100.0	153.9	155.1
					Partial Hospitaliza...	1 in 60 mins	0	2	100.0	153.9	155.1

Access Detail for All Employees Without Access

June 2022

Created for...
Cigna Payer Solutions Vermont PPO

Access Analysis
VT State Access

Distance Method
Estimated Driving Distance

Employee / Provider Groups
All Employees
Routine Office Based Mental Health and Substance Abuse Services
Outpatient Mental Health/Substance Abuse Services
Inpatient Mental Health
Intensive Outpatient
Partial Hospitalization
Inpatient MH/SA or Residential MH/SA

All Employees													
State Name	County	City	Zip Code	Employee	Provider		Counts	Without Access		Average Time			
				#	Group	Standard	#	#	%	1	2		
Massachusetts	Barnstable	Sandwich	02563	1	Partial Hospitaliza...	1 in 60 mins	0	1	100.0	146.9	148.0		
					Inpatient MH/SA...	1 in 60 mins	0	1	100.0	146.9	148.0		
				South Wellfleet	02663	1	Routine Office Ba...	1 in 30 mins	0	1	100.0	163.6	163.8
							Outpatient Mental...	1 in 30 mins	0	1	100.0	163.8	164.6
							Inpatient Mental...	1 in 60 mins	0	1	100.0	163.8	164.6
							Intensive Outpatient	1 in 60 mins	0	1	100.0	163.8	164.6
							Partial Hospitaliza...	1 in 60 mins	0	1	100.0	163.8	164.6
							Inpatient MH/SA...	1 in 60 mins	0	1	100.0	163.8	164.6
				Truro	02666	1	Routine Office Ba...	1 in 30 mins	0	1	100.0	157.7	157.9
							Outpatient Mental...	1 in 30 mins	0	1	100.0	157.9	158.7
							Inpatient Mental...	1 in 60 mins	0	1	100.0	157.9	158.7
							Intensive Outpatient	1 in 60 mins	0	1	100.0	157.9	158.7
						Partial Hospitaliza...	1 in 60 mins	0	1	100.0	157.9	158.7	
						Inpatient MH/SA...	1 in 60 mins	0	1	100.0	157.9	158.7	
			Wellfleet	02667	1	Routine Office Ba...	1 in 30 mins	0	1	100.0	161.7	162.0	
						Outpatient Mental...	1 in 30 mins	0	1	100.0	162.0	162.7	
						Inpatient Mental...	1 in 60 mins	0	1	100.0	162.0	162.7	
						Intensive Outpatient	1 in 60 mins	0	1	100.0	162.0	162.7	
						Partial Hospitaliza...	1 in 60 mins	0	1	100.0	162.0	162.7	
						Inpatient MH/SA...	1 in 60 mins	0	1	100.0	162.0	162.7	
			West Dennis	02670	1	Routine Office Ba...	1 in 30 mins	0	1	100.0	164.5	164.5	
						Outpatient Mental...	1 in 30 mins	0	1	100.0	164.9	165.9	
						Inpatient Mental...	1 in 60 mins	0	1	100.0	164.9	165.9	
						Intensive Outpatient	1 in 60 mins	0	1	100.0	164.9	165.9	
						Partial Hospitaliza...	1 in 60 mins	0	1	100.0	164.9	165.9	
						Inpatient MH/SA...	1 in 60 mins	0	1	100.0	164.9	165.9	
			West Yarmo...	02673	1	Routine Office Ba...	1 in 30 mins	0	1	100.0	161.2	161.2	
		Outpatient Mental...				1 in 30 mins	0	1	100.0	161.6	162.7		
					Inpatient Mental...	1 in 60 mins	0	1	100.0	161.6	162.7		
					Intensive Outpatient	1 in 60 mins	0	1	100.0	161.6	162.7		
					Partial Hospitaliza...	1 in 60 mins	0	1	100.0	161.6	162.7		
					Inpatient MH/SA...	1 in 60 mins	0	1	100.0	161.6	162.7		
	Berkshire	Dalton	01226	1	Routine Office Ba...	1 in 30 mins	0	1	100.0	30.8	30.8		
						Outpatient Mental...	1 in 30 mins	0	1	100.0	31.5	52.8	
			Great Barrin...	01230	1	Routine Office Ba...	1 in 30 mins	0	1	100.0	53.0	53.0	
						Outpatient Mental...	1 in 30 mins	0	1	100.0	54.0	76.0	
			Pittsfield	01201	3	Routine Office Ba...	1 in 30 mins	0	3	100.0	32.5	32.5	
						Outpatient Mental...	1 in 30 mins	0	3	100.0	33.3	57.2	
		Sheffield	01257	1	Routine Office Ba...	1 in 30 mins	0	1	100.0	59.7	59.7		
					Outpatient Mental...	1 in 30 mins	0	1	100.0	60.6	80.6		

Access Detail for All Employees Without Access

June 2022

Created for...
Cigna Payer Solutions Vermont PPO

Access Analysis
VT State Access

Distance Method
Estimated Driving Distance

Employee / Provider Groups
All Employees
Routine Office Based Mental Health and Substance Abuse Services
Outpatient Mental Health/Substance Abuse Services
Inpatient Mental Health
Intensive Outpatient
Partial Hospitalization
Inpatient MH/SA or Residential MH/SA

All Employees												
State Name	County	City	Zip Code	Employee	Provider		Counts	Without Access		Average Time		
				#	Group	Standard	#	#	%	1	2	
Massachusetts	Berkshire	Sheffield	01257	1	Inpatient Mental...	1 in 60 mins	0	1	100.0	60.6	80.6	
					Intensive Outpatient	1 in 60 mins	0	1	100.0	60.6	80.6	
					Partial Hospitaliza...	1 in 60 mins	0	1	100.0	60.6	80.6	
					Inpatient MH/SA...	1 in 60 mins	0	1	100.0	60.6	80.6	
					Routine Office Ba...	1 in 30 mins	0	1	100.0	43.8	43.8	
					Outpatient Mental...	1 in 30 mins	0	1	100.0	44.8	69.2	
			West Stockb...	01266		Routine Office Ba...	1 in 30 mins	0	1	100.0	117.3	117.3
					Outpatient Mental...	1 in 30 mins	0	1	100.0	119.6	121.5	
					Inpatient Mental...	1 in 60 mins	0	1	100.0	119.6	121.5	
					Intensive Outpatient	1 in 60 mins	0	1	100.0	119.6	121.5	
					Partial Hospitaliza...	1 in 60 mins	0	1	100.0	119.6	121.5	
					Inpatient MH/SA...	1 in 60 mins	0	1	100.0	119.6	121.5	
		Bristol	Attleboro	02703	1	Routine Office Ba...	1 in 30 mins	0	1	100.0	136.3	136.3
					Outpatient Mental...	1 in 30 mins	0	1	100.0	137.2	138.1	
					Inpatient Mental...	1 in 60 mins	0	1	100.0	137.2	138.1	
					Intensive Outpatient	1 in 60 mins	0	1	100.0	137.2	138.1	
					Partial Hospitaliza...	1 in 60 mins	0	1	100.0	137.2	138.1	
					Inpatient MH/SA...	1 in 60 mins	0	1	100.0	137.2	138.1	
		Fall River	02720	1		Routine Office Ba...	1 in 30 mins	0	1	100.0	160.9	160.9
					Outpatient Mental...	1 in 30 mins	0	1	100.0	161.2	162.3	
					Inpatient Mental...	1 in 60 mins	0	1	100.0	161.2	162.3	
					Intensive Outpatient	1 in 60 mins	0	1	100.0	161.2	162.3	
					Partial Hospitaliza...	1 in 60 mins	0	1	100.0	161.2	162.3	
					Inpatient MH/SA...	1 in 60 mins	0	1	100.0	161.2	162.3	
	Mansfield	02048	1		Routine Office Ba...	1 in 30 mins	0	1	100.0	113.8	113.8	
				Outpatient Mental...	1 in 30 mins	0	1	100.0	115.6	117.3		
				Inpatient Mental...	1 in 60 mins	0	1	100.0	115.6	117.3		
				Intensive Outpatient	1 in 60 mins	0	1	100.0	115.6	117.3		
				Partial Hospitaliza...	1 in 60 mins	0	1	100.0	115.6	117.3		
				Inpatient MH/SA...	1 in 60 mins	0	1	100.0	115.6	117.3		
	New Bedford	02744	1		Routine Office Ba...	1 in 30 mins	0	1	100.0	175.6	175.6	
				Outpatient Mental...	1 in 30 mins	0	1	100.0	178.0	179.7		
				Inpatient Mental...	1 in 60 mins	0	1	100.0	178.0	179.7		
				Intensive Outpatient	1 in 60 mins	0	1	100.0	178.0	179.7		
				Partial Hospitaliza...	1 in 60 mins	0	1	100.0	178.0	179.7		
				Inpatient MH/SA...	1 in 60 mins	0	1	100.0	178.0	179.7		
	North Attleboro	02760	1		Routine Office Ba...	1 in 30 mins	0	1	100.0	113.5	113.5	
				Outpatient Mental...	1 in 30 mins	0	1	100.0	115.8	117.7		
				Inpatient Mental...	1 in 60 mins	0	1	100.0	115.8	117.7		
				Intensive Outpatient	1 in 60 mins	0	1	100.0	115.8	117.7		
				Partial Hospitaliza...	1 in 60 mins	0	1	100.0	115.8	117.7		
				Inpatient MH/SA...	1 in 60 mins	0	1	100.0	115.8	117.7		

Access Detail for All Employees Without Access

June 2022

Created for...
Cigna Payer Solutions Vermont PPO

Access Analysis
VT State Access

Distance Method
Estimated Driving Distance

Employee / Provider Groups
All Employees
Routine Office Based Mental Health and Substance Abuse Services
Outpatient Mental Health/Substance Abuse Services
Inpatient Mental Health
Intensive Outpatient
Partial Hospitalization
Inpatient MH/SA or Residential MH/SA

All Employees													
State Name	County	City	Zip Code	Employee	Provider		Counts	Without Access		Average Time			
				#	Group	Standard	#	#	%	1	2		
Massachusetts	Bristol	North Attleboro	02760	1	Partial Hospitaliza...	1 in 60 mins	0	1	100.0	115.8	117.7		
					Inpatient MH/SA...	1 in 60 mins	0	1	100.0	115.8	117.7		
				1	North Dartm...	02747	Routine Office Ba...	1 in 30 mins	0	1	100.0	132.2	132.2
							Outpatient Mental...	1 in 30 mins	0	1	100.0	133.9	134.7
						Inpatient Mental...	1 in 60 mins	0	1	100.0	133.9	134.7	
						Intensive Outpatient	1 in 60 mins	0	1	100.0	133.9	134.7	
						Partial Hospitaliza...	1 in 60 mins	0	1	100.0	133.9	134.7	
						Inpatient MH/SA...	1 in 60 mins	0	1	100.0	133.9	134.7	
		South Dartm...	02748	4	Routine Office Ba...	1 in 30 mins	0	4	100.0	135.5	135.5		
					Outpatient Mental...	1 in 30 mins	0	4	100.0	137.1	138.0		
					Inpatient Mental...	1 in 60 mins	0	4	100.0	137.1	138.0		
					Intensive Outpatient	1 in 60 mins	0	4	100.0	137.1	138.0		
						Partial Hospitaliza...	1 in 60 mins	0	4	100.0	137.1	138.0	
						Inpatient MH/SA...	1 in 60 mins	0	4	100.0	137.1	138.0	
	Swansea		02777	1	Routine Office Ba...	1 in 30 mins	0	1	100.0	120.3	120.3		
					Outpatient Mental...	1 in 30 mins	0	1	100.0	120.5	121.3		
					Inpatient Mental...	1 in 60 mins	0	1	100.0	120.5	121.3		
					Intensive Outpatient	1 in 60 mins	0	1	100.0	120.5	121.3		
						Partial Hospitaliza...	1 in 60 mins	0	1	100.0	120.5	121.3	
						Inpatient MH/SA...	1 in 60 mins	0	1	100.0	120.5	121.3	
	Taunton	02780	1	Routine Office Ba...	1 in 30 mins	0	1	100.0	125.5	125.5			
				Outpatient Mental...	1 in 30 mins	0	1	100.0	127.3	129.0			
				Inpatient Mental...	1 in 60 mins	0	1	100.0	127.3	129.0			
				Intensive Outpatient	1 in 60 mins	0	1	100.0	127.3	129.0			
				Partial Hospitaliza...	1 in 60 mins	0	1	100.0	127.3	129.0			
				Inpatient MH/SA...	1 in 60 mins	0	1	100.0	127.3	129.0			
	Westport	02790	1	Routine Office Ba...	1 in 30 mins	0	1	100.0	130.0	130.0			
				Outpatient Mental...	1 in 30 mins	0	1	100.0	130.1	131.0			
				Inpatient Mental...	1 in 60 mins	0	1	100.0	130.1	131.0			
				Intensive Outpatient	1 in 60 mins	0	1	100.0	130.1	131.0			
Partial Hospitaliza...				1 in 60 mins	0	1	100.0	130.1	131.0				
Inpatient MH/SA...				1 in 60 mins	0	1	100.0	130.1	131.0				
Dukes	Oak Bluffs	02557	1	Routine Office Ba...	1 in 30 mins	0	1	100.0	156.4	156.4			
				Outpatient Mental...	1 in 30 mins	0	1	100.0	157.5	158.8			
				Inpatient Mental...	1 in 60 mins	0	1	100.0	157.5	158.8			
				Intensive Outpatient	1 in 60 mins	0	1	100.0	157.5	158.8			
				Partial Hospitaliza...	1 in 60 mins	0	1	100.0	157.5	158.8			
				Inpatient MH/SA...	1 in 60 mins	0	1	100.0	157.5	158.8			
	Vineyard Ha...	02568	5	Routine Office Ba...	1 in 30 mins	0	5	100.0	154.5	154.5			
				Outpatient Mental...	1 in 30 mins	0	5	100.0	155.6	157.0			

Access Detail for All Employees Without Access

June 2022

Created for...
Cigna Payer Solutions Vermont PPO

Access Analysis
VT State Access
Distance Method
Estimated Driving Distance
Employee / Provider Groups
All Employees
Routine Office Based Mental Health and Substance Abuse Services
Outpatient Mental Health/Substance Abuse Services
Inpatient Mental Health
Intensive Outpatient
Partial Hospitalization
Inpatient MH/SA or Residential MH/SA

All Employees													
State Name	County	City	Zip Code	Employee	Provider		Counts	Without Access		Average Time			
				#	Group	Standard	#	#	%	1	2		
Massachusetts	Dukes	Vineyard Ha...	02568	5	Inpatient Mental...	1 in 60 mins	0	5	100.0	155.6	157.0		
					Intensive Outpatient	1 in 60 mins	0	5	100.0	155.6	157.0		
					Partial Hospitaliza...	1 in 60 mins	0	5	100.0	155.6	157.0		
					Inpatient MH/SA...	1 in 60 mins	0	5	100.0	155.6	157.0		
		Essex	Andover	01810	4	Routine Office Ba...	1 in 30 mins	0	4	100.0	81.1	81.3	
					Outpatient Mental...	1 in 30 mins	0	4	100.0	81.4	81.8		
					Inpatient Mental...	1 in 60 mins	0	4	100.0	81.4	81.8		
					Intensive Outpatient	1 in 60 mins	0	4	100.0	81.4	81.8		
				Beverly	01915	4	Routine Office Ba...	1 in 30 mins	0	4	100.0	108.0	108.3
			Outpatient Mental...			1 in 30 mins	0	4	100.0	108.3	108.7		
			Inpatient Mental...			1 in 60 mins	0	4	100.0	108.3	108.7		
			Intensive Outpatient			1 in 60 mins	0	4	100.0	108.3	108.7		
			Partial Hospitaliza...			1 in 60 mins	0	4	100.0	108.3	108.7		
				Boxford	01921	1	Routine Office Ba...	1 in 30 mins	0	1	100.0	88.3	88.5
			Outpatient Mental...			1 in 30 mins	0	1	100.0	88.6	88.9		
			Inpatient Mental...			1 in 60 mins	0	1	100.0	88.6	88.9		
			Intensive Outpatient			1 in 60 mins	0	1	100.0	88.6	88.9		
		Partial Hospitaliza...	1 in 60 mins			0	1	100.0	88.6	88.9			
			Danvers	01923	1	Routine Office Ba...	1 in 30 mins	0	1	100.0	104.0	104.2	
		Outpatient Mental...			1 in 30 mins	0	1	100.0	104.2	104.7			
		Inpatient Mental...			1 in 60 mins	0	1	100.0	104.2	104.7			
		Intensive Outpatient			1 in 60 mins	0	1	100.0	104.2	104.7			
		Partial Hospitaliza...			1 in 60 mins	0	1	100.0	104.2	104.7			
		Essex	01929	2	Routine Office Ba...	1 in 30 mins	0	2	100.0	102.2	102.3		
	Outpatient Mental...			1 in 30 mins	0	2	100.0	102.5	102.7				
	Inpatient Mental...			1 in 60 mins	0	2	100.0	102.5	102.7				
	Intensive Outpatient			1 in 60 mins	0	2	100.0	102.5	102.7				
	Partial Hospitaliza...			1 in 60 mins	0	2	100.0	102.5	102.7				
		Georgetown	01833	2	Routine Office Ba...	1 in 30 mins	0	2	100.0	89.4	89.4		
	Outpatient Mental...			1 in 30 mins	0	2	100.0	89.6	89.8				
	Inpatient Mental...			1 in 60 mins	0	2	100.0	89.6	89.8				
	Intensive Outpatient			1 in 60 mins	0	2	100.0	89.6	89.8				
	Partial Hospitaliza...			1 in 60 mins	0	2	100.0	89.8	90.0				

Access Detail for All Employees Without Access

June 2022

Created for...
Cigna Payer Solutions Vermont PPO

Access Analysis
VT State Access

Distance Method
Estimated Driving Distance

Employee / Provider Groups
All Employees
Routine Office Based Mental Health and Substance Abuse Services
Outpatient Mental Health/Substance Abuse Services
Inpatient Mental Health
Intensive Outpatient
Partial Hospitalization
Inpatient MH/SA or Residential MH/SA

All Employees												
State Name	County	City	Zip Code	Employee	Provider		Counts	Without Access		Average Time		
				#	Group	Standard	#	#	%	1	2	
Massachusetts	Essex	Haverhill	01830	2	Routine Office Ba...	1 in 30 mins	0	2	100.0	91.8	92.0	
					Outpatient Mental...	1 in 30 mins	0	2	100.0	92.0	92.8	
					Inpatient Mental...	1 in 60 mins	0	2	100.0	92.0	93.0	
					Intensive Outpatient	1 in 60 mins	0	2	100.0	92.0	92.8	
					Partial Hospitaliza...	1 in 60 mins	0	2	100.0	92.8	93.0	
					Inpatient MH/SA...	1 in 60 mins	0	2	100.0	92.0	93.0	
			Ipswich	01938	1	Routine Office Ba...	1 in 30 mins	0	1	100.0	98.0	98.1
					Outpatient Mental...	1 in 30 mins	0	1	100.0	98.2	98.5	
					Inpatient Mental...	1 in 60 mins	0	1	100.0	98.2	98.5	
					Intensive Outpatient	1 in 60 mins	0	1	100.0	98.2	98.5	
					Partial Hospitaliza...	1 in 60 mins	0	1	100.0	98.5	98.6	
					Inpatient MH/SA...	1 in 60 mins	0	1	100.0	98.2	98.5	
			Lawrence	01843	1	Routine Office Ba...	1 in 30 mins	0	1	100.0	104.1	104.3
					Outpatient Mental...	1 in 30 mins	0	1	100.0	104.6	104.8	
					Inpatient Mental...	1 in 60 mins	0	1	100.0	104.6	104.8	
					Intensive Outpatient	1 in 60 mins	0	1	100.0	104.6	104.8	
					Partial Hospitaliza...	1 in 60 mins	0	1	100.0	104.6	104.8	
					Inpatient MH/SA...	1 in 60 mins	0	1	100.0	104.6	104.8	
			Lynn	01902	3	Routine Office Ba...	1 in 30 mins	0	3	100.0	125.6	125.9
					Outpatient Mental...	1 in 30 mins	0	3	100.0	125.9	126.6	
					Inpatient Mental...	1 in 60 mins	0	3	100.0	125.9	126.6	
					Intensive Outpatient	1 in 60 mins	0	3	100.0	125.9	126.6	
					Partial Hospitaliza...	1 in 60 mins	0	3	100.0	125.9	126.6	
					Inpatient MH/SA...	1 in 60 mins	0	3	100.0	125.9	126.6	
	Marblehead	01945	1	Routine Office Ba...	1 in 30 mins	0	1	100.0	129.8	130.1		
			Outpatient Mental...	1 in 30 mins	0	1	100.0	130.1	130.7			
			Inpatient Mental...	1 in 60 mins	0	1	100.0	130.1	130.7			
			Intensive Outpatient	1 in 60 mins	0	1	100.0	130.1	130.7			
			Partial Hospitaliza...	1 in 60 mins	0	1	100.0	130.1	130.7			
			Inpatient MH/SA...	1 in 60 mins	0	1	100.0	130.1	130.7			
	Methuen	01844	2	Routine Office Ba...	1 in 30 mins	0	2	100.0	87.0	87.1		
			Outpatient Mental...	1 in 30 mins	0	2	100.0	87.3	87.4			
			Inpatient Mental...	1 in 60 mins	0	2	100.0	87.3	87.4			
			Intensive Outpatient	1 in 60 mins	0	2	100.0	87.3	87.4			
			Partial Hospitaliza...	1 in 60 mins	0	2	100.0	87.3	87.4			
			Inpatient MH/SA...	1 in 60 mins	0	2	100.0	87.3	87.4			
	Nahant	01908	1	Routine Office Ba...	1 in 30 mins	0	1	100.0	109.2	109.4		
			Outpatient Mental...	1 in 30 mins	0	1	100.0	109.4	110.1			
			Inpatient Mental...	1 in 60 mins	0	1	100.0	109.4	110.1			
			Intensive Outpatient	1 in 60 mins	0	1	100.0	109.4	110.1			

Access Detail for All Employees Without Access

June 2022

Created for...
Cigna Payer Solutions Vermont PPO

- Access Analysis
- VT State Access
- Distance Method
- Estimated Driving Distance
- Employee / Provider Groups
- All Employees
- Routine Office Based Mental Health and Substance Abuse Services
- Outpatient Mental Health/Substance Abuse Services
- Inpatient Mental Health
- Intensive Outpatient
- Partial Hospitalization
- Inpatient MH/SA or Residential MH/SA

All Employees													
State Name	County	City	Zip Code	Employee	Provider		Counts	Without Access		Average Time			
				#	Group	Standard	#	#	%	1	2		
Massachusetts	Essex	Nahant	01908	1	Partial Hospitaliza...	1 in 60 mins	0	1	100.0	109.4	110.1		
					Inpatient MH/SA...	1 in 60 mins	0	1	100.0	109.4	110.1		
		Newbury	01951	1	Routine Office Ba...	1 in 30 mins	0	1	100.0	95.5	95.6		
					Outpatient Mental...	1 in 30 mins	0	1	100.0	95.6	97.8		
		Newburyport	01950	North Andover	01845		Inpatient Mental...	1 in 60 mins	0	1	100.0	95.6	97.9
							Intensive Outpatient	1 in 60 mins	0	1	100.0	95.6	97.8
					Partial Hospitaliza...	1 in 60 mins	0	1	100.0	97.8	97.9		
					Inpatient MH/SA...	1 in 60 mins	0	1	100.0	95.6	97.9		
					Routine Office Ba...	1 in 30 mins	0	2	100.0	101.7	101.8		
					Outpatient Mental...	1 in 30 mins	0	2	100.0	101.8	104.7		
					Inpatient Mental...	1 in 60 mins	0	2	100.0	101.8	105.0		
					Intensive Outpatient	1 in 60 mins	0	2	100.0	101.8	104.7		
					Partial Hospitaliza...	1 in 60 mins	0	2	100.0	104.7	105.0		
					Inpatient MH/SA...	1 in 60 mins	0	2	100.0	101.8	105.0		
		Prides Cross...	01965	Salem	01970		Routine Office Ba...	1 in 30 mins	0	3	100.0	83.5	83.6
							Outpatient Mental...	1 in 30 mins	0	3	100.0	83.8	84.1
					Inpatient Mental...	1 in 60 mins	0	3	100.0	83.8	84.1		
					Intensive Outpatient	1 in 60 mins	0	3	100.0	83.8	84.1		
					Partial Hospitaliza...	1 in 60 mins	0	3	100.0	83.8	84.1		
					Inpatient MH/SA...	1 in 60 mins	0	3	100.0	83.8	84.1		
					Routine Office Ba...	1 in 30 mins	0	1	100.0	111.0	111.3		
					Outpatient Mental...	1 in 30 mins	0	1	100.0	111.3	111.7		
					Inpatient Mental...	1 in 60 mins	0	1	100.0	111.3	111.7		
					Intensive Outpatient	1 in 60 mins	0	1	100.0	111.3	111.7		
		Swampscott	01907	West Newbury	01985		Partial Hospitaliza...	1 in 60 mins	0	3	100.0	111.3	111.7
							Inpatient MH/SA...	1 in 60 mins	0	1	100.0	111.3	111.7
					Routine Office Ba...	1 in 30 mins	0	4	100.0	126.7	127.2		
					Outpatient Mental...	1 in 30 mins	0	4	100.0	127.2	127.7		
	Inpatient Mental...			1 in 60 mins	0	4	100.0	127.2	127.7				
	Intensive Outpatient			1 in 60 mins	0	4	100.0	127.2	127.7				
	Partial Hospitaliza...			1 in 60 mins	0	4	100.0	127.2	127.7				
	Inpatient MH/SA...			1 in 60 mins	0	4	100.0	127.2	127.7				
	Routine Office Ba...			1 in 30 mins	0	2	100.0	127.4	127.7				
	Outpatient Mental...			1 in 30 mins	0	2	100.0	127.7	128.4				
	Inpatient Mental...	1 in 60 mins	0	2	100.0	127.7	128.4						
	Intensive Outpatient	1 in 60 mins	0	2	100.0	127.7	128.4						
	Partial Hospitaliza...	1 in 60 mins	0	2	100.0	127.7	128.4						
	Inpatient MH/SA...	1 in 60 mins	0	2	100.0	127.7	128.4						
	Routine Office Ba...	1 in 30 mins	0	1	100.0	88.3	88.4						
	Outpatient Mental...	1 in 30 mins	0	1	100.0	88.4	90.2						

Access Detail for All Employees Without Access

June 2022
 Created for...
 Cigna Payer Solutions Vermont PPO

- Access Analysis
- VT State Access
- Distance Method
- Estimated Driving Distance
- Employee / Provider Groups
- All Employees
- Routine Office Based Mental Health and Substance Abuse Services
- Outpatient Mental Health/Substance Abuse Services
- Inpatient Mental Health
- Intensive Outpatient
- Partial Hospitalization
- Inpatient MH/SA or Residential MH/SA

All Employees											
State Name	County	City	Zip Code	Employee	Provider		Counts	Without Access		Average Time	
				#	Group	Standard	#	#	%	1	2
Massachusetts	Essex	West Newbury	01985	1	Inpatient Mental...	1 in 60 mins	0	1	100.0	88.4	90.3
					Intensive Outpatient	1 in 60 mins	0	1	100.0	88.4	90.2
					Partial Hospitaliza...	1 in 60 mins	0	1	100.0	90.2	90.3
					Inpatient MH/SA...	1 in 60 mins	0	1	100.0	88.4	90.3
					Outpatient Mental...	1 in 30 mins	0	1	100.0	32.7	34.8
					Routine Office Ba...	1 in 30 mins	0	1	100.0	48.3	48.9
					Outpatient Mental...	1 in 30 mins	0	1	100.0	53.1	55.5
					Routine Office Ba...	1 in 30 mins	0	1	100.0	63.6	63.6
					Outpatient Mental...	1 in 30 mins	0	1	100.0	67.9	70.5
					Inpatient Mental...	1 in 60 mins	0	1	100.0	67.9	70.5
		Intensive Outpatient	1 in 60 mins	0	1	100.0	67.9	70.5			
		Partial Hospitaliza...	1 in 60 mins	0	1	100.0	67.9	70.5			
		Inpatient MH/SA...	1 in 60 mins	0	1	100.0	67.9	70.5			
		Springfield	01104	1,094	Routine Office Ba...	1 in 30 mins	0	1,094	100.0	64.9	65.5
				Outpatient Mental...	1 in 30 mins	0	1,094	100.0	70.1	72.9	
				Inpatient Mental...	1 in 60 mins	0	1,094	100.0	70.1	72.9	
				Intensive Outpatient	1 in 60 mins	0	1,094	100.0	70.1	72.9	
				Partial Hospitaliza...	1 in 60 mins	0	1,094	100.0	70.1	72.9	
				Inpatient MH/SA...	1 in 60 mins	0	1,094	100.0	70.1	72.9	
				Routine Office Ba...	1 in 30 mins	0	1	100.0	65.2	65.9	
				Outpatient Mental...	1 in 30 mins	0	1	100.0	70.7	73.6	
				Inpatient Mental...	1 in 60 mins	0	1	100.0	70.7	73.6	
				Intensive Outpatient	1 in 60 mins	0	1	100.0	70.7	73.6	
		Partial Hospitaliza...	1 in 60 mins	0	1	100.0	70.7	73.6			
		Inpatient MH/SA...	1 in 60 mins	0	1	100.0	70.7	73.6			
		Wales	01081	1	Routine Office Ba...	1 in 30 mins	0	1	100.0	62.6	62.6
				Outpatient Mental...	1 in 30 mins	0	1	100.0	64.4	66.2	
				Inpatient Mental...	1 in 60 mins	0	1	100.0	64.4	66.2	
				Intensive Outpatient	1 in 60 mins	0	1	100.0	64.4	66.2	
				Partial Hospitaliza...	1 in 60 mins	0	1	100.0	64.4	66.2	
	Inpatient MH/SA...			1 in 60 mins	0	1	100.0	64.4	66.2		
	Routine Office Ba...			1 in 30 mins	0	4	100.0	32.7	32.7		
	Outpatient Mental...			1 in 30 mins	0	4	100.0	35.5	37.6		
	Routine Office Ba...			1 in 30 mins	0	8	100.0	32.5	32.5		
	Outpatient Mental...			1 in 30 mins	0	8	100.0	35.5	37.6		
	Easthampton	01027	1	Routine Office Ba...	1 in 30 mins	0	1	100.0	38.9	39.6	
			Outpatient Mental...	1 in 30 mins	0	1	100.0	43.9	46.1		
	Worthington	01098	1	Routine Office Ba...	1 in 30 mins	0	1	100.0	33.3	40.1	
			Outpatient Mental...	1 in 30 mins	0	1	100.0	43.6	46.4		
	Middlesex	Acton	01720	7	Routine Office Ba...	1 in 30 mins	0	7	100.0	72.0	72.0

Access Detail for All Employees Without Access

June 2022

Created for...
Cigna Payer Solutions Vermont PPO

- Access Analysis
- VT State Access
- Distance Method
- Estimated Driving Distance
- Employee / Provider Groups
- All Employees
- Routine Office Based Mental Health and Substance Abuse Services
- Outpatient Mental Health/Substance Abuse Services
- Inpatient Mental Health
- Intensive Outpatient
- Partial Hospitalization
- Inpatient MH/SA or Residential MH/SA

All Employees												
State Name	County	City	Zip Code	Employee	Provider		Counts	Without Access		Average Time		
				#	Group	Standard	#	#	%	1	2	
Massachusetts	Middlesex	Acton	01720	7	Outpatient Mental...	1 in 30 mins	0	7	100.0	72.4	73.5	
					Inpatient Mental...	1 in 60 mins	0	7	100.0	72.4	73.5	
					Intensive Outpatient	1 in 60 mins	0	7	100.0	72.4	73.5	
					Partial Hospitaliza...	1 in 60 mins	0	7	100.0	72.4	73.5	
					Inpatient MH/SA...	1 in 60 mins	0	7	100.0	72.4	73.5	
					Inpatient MH/SA...	1 in 60 mins	0	7	100.0	72.4	73.5	
			Arlington	02474	1	Routine Office Ba...	1 in 30 mins	0	1	100.0	114.0	114.2
					Outpatient Mental...	1 in 30 mins	0	1	100.0	114.3	115.4	
					Inpatient Mental...	1 in 60 mins	0	1	100.0	114.3	115.4	
					Intensive Outpatient	1 in 60 mins	0	1	100.0	114.3	115.4	
					Partial Hospitaliza...	1 in 60 mins	0	1	100.0	114.3	115.4	
					Inpatient MH/SA...	1 in 60 mins	0	1	100.0	114.3	115.4	
				02476	1	Routine Office Ba...	1 in 30 mins	0	1	100.0	113.2	113.3
					Outpatient Mental...	1 in 30 mins	0	1	100.0	113.5	114.6	
					Inpatient Mental...	1 in 60 mins	0	1	100.0	113.5	114.6	
					Intensive Outpatient	1 in 60 mins	0	1	100.0	113.5	114.6	
					Partial Hospitaliza...	1 in 60 mins	0	1	100.0	113.5	114.6	
					Inpatient MH/SA...	1 in 60 mins	0	1	100.0	113.5	114.6	
			Ashby	01431	1	Routine Office Ba...	1 in 30 mins	0	1	100.0	45.9	45.9
						Outpatient Mental...	1 in 30 mins	0	1	100.0	46.1	47.2
			Auburndale	02466	1	Routine Office Ba...	1 in 30 mins	0	1	100.0	112.3	112.3
						Outpatient Mental...	1 in 30 mins	0	1	100.0	113.0	114.6
						Inpatient Mental...	1 in 60 mins	0	1	100.0	113.0	114.6
						Intensive Outpatient	1 in 60 mins	0	1	100.0	113.0	114.6
	Partial Hospitaliza...	1 in 60 mins				0	1	100.0	113.0	114.6		
	Inpatient MH/SA...	1 in 60 mins				0	1	100.0	113.0	114.6		
	Bedford	01730	2	Routine Office Ba...	1 in 30 mins	0	2	100.0	79.8	79.9		
				Outpatient Mental...	1 in 30 mins	0	2	100.0	79.9	80.8		
				Inpatient Mental...	1 in 60 mins	0	2	100.0	79.9	80.8		
				Intensive Outpatient	1 in 60 mins	0	2	100.0	79.9	80.8		
				Partial Hospitaliza...	1 in 60 mins	0	2	100.0	79.9	80.8		
				Inpatient MH/SA...	1 in 60 mins	0	2	100.0	79.9	80.8		
	Belmont	02478	2	Routine Office Ba...	1 in 30 mins	0	2	100.0	114.0	114.0		
				Outpatient Mental...	1 in 30 mins	0	2	100.0	114.3	115.6		
				Inpatient Mental...	1 in 60 mins	0	2	100.0	114.3	115.6		
				Intensive Outpatient	1 in 60 mins	0	2	100.0	114.3	115.6		
				Partial Hospitaliza...	1 in 60 mins	0	2	100.0	114.3	115.6		
				Inpatient MH/SA...	1 in 60 mins	0	2	100.0	114.3	115.6		
	Burlington	01803	1	Routine Office Ba...	1 in 30 mins	0	1	100.0	90.8	90.9		
				Outpatient Mental...	1 in 30 mins	0	1	100.0	90.9	91.9		
				Inpatient Mental...	1 in 60 mins	0	1	100.0	90.9	91.9		

Access Detail for All Employees Without Access

June 2022

Created for...
Cigna Payer Solutions Vermont PPO

- Access Analysis
- VT State Access
- Distance Method
- Estimated Driving Distance
- Employee / Provider Groups
- All Employees
- Routine Office Based Mental Health and Substance Abuse Services
- Outpatient Mental Health/Substance Abuse Services
- Inpatient Mental Health
- Intensive Outpatient
- Partial Hospitalization
- Inpatient MH/SA or Residential MH/SA

All Employees													
State Name	County	City	Zip Code	Employee	Provider		Counts	Without Access		Average Time			
				#	Group	Standard	#	#	%	1	2		
Massachusetts	Middlesex	Burlington	01803	1	Intensive Outpatient	1 in 60 mins	0	1	100.0	90.9	91.9		
					Partial Hospitaliza...	1 in 60 mins	0	1	100.0	90.9	91.9		
					Inpatient MH/SA...	1 in 60 mins	0	1	100.0	90.9	91.9		
				Cambridge	02138	2	Routine Office Ba...	1 in 30 mins	0	2	100.0	118.1	118.1
							Outpatient Mental...	1 in 30 mins	0	2	100.0	118.4	119.5
							Inpatient Mental...	1 in 60 mins	0	2	100.0	118.4	119.5
			Intensive Outpatient			1 in 60 mins	0	2	100.0	118.4	119.5		
			Partial Hospitaliza...			1 in 60 mins	0	2	100.0	118.4	119.5		
			Inpatient MH/SA...			1 in 60 mins	0	2	100.0	118.4	119.5		
		02139	3	Routine Office Ba...	1 in 30 mins	0	3	100.0	119.8	119.8			
				Outpatient Mental...	1 in 30 mins	0	3	100.0	120.0	121.2			
				Inpatient Mental...	1 in 60 mins	0	3	100.0	120.0	121.2			
				Intensive Outpatient	1 in 60 mins	0	3	100.0	120.0	121.2			
				Partial Hospitaliza...	1 in 60 mins	0	3	100.0	120.0	121.2			
				Inpatient MH/SA...	1 in 60 mins	0	3	100.0	120.0	121.2			
			02140	2	Routine Office Ba...	1 in 30 mins	0	2	100.0	117.0	117.0		
					Outpatient Mental...	1 in 30 mins	0	2	100.0	117.1	118.4		
					Inpatient Mental...	1 in 60 mins	0	2	100.0	117.1	118.4		
					Intensive Outpatient	1 in 60 mins	0	2	100.0	117.1	118.4		
				Partial Hospitaliza...	1 in 60 mins	0	2	100.0	117.1	118.4			
				Inpatient MH/SA...	1 in 60 mins	0	2	100.0	117.1	118.4			
		02141	1	Routine Office Ba...	1 in 30 mins	0	1	100.0	120.8	120.8			
				Outpatient Mental...	1 in 30 mins	0	1	100.0	120.9	122.1			
				Inpatient Mental...	1 in 60 mins	0	1	100.0	120.9	122.1			
				Intensive Outpatient	1 in 60 mins	0	1	100.0	120.9	122.1			
				Partial Hospitaliza...	1 in 60 mins	0	1	100.0	120.9	122.1			
	Inpatient MH/SA...		1 in 60 mins	0	1	100.0	120.9	122.1					
Chelmsford	01824	1	Routine Office Ba...	1 in 30 mins	0	1	100.0	79.5	79.8				
			Outpatient Mental...	1 in 30 mins	0	1	100.0	79.8	80.6				
			Inpatient Mental...	1 in 60 mins	0	1	100.0	79.8	80.6				
			Intensive Outpatient	1 in 60 mins	0	1	100.0	79.8	80.6				
			Partial Hospitaliza...	1 in 60 mins	0	1	100.0	79.8	80.6				
			Inpatient MH/SA...	1 in 60 mins	0	1	100.0	79.8	80.6				
Concord	01742	3	Routine Office Ba...	1 in 30 mins	0	3	100.0	76.3	76.3				
			Outpatient Mental...	1 in 30 mins	0	3	100.0	76.8	77.8				
			Inpatient Mental...	1 in 60 mins	0	3	100.0	76.8	77.8				
			Intensive Outpatient	1 in 60 mins	0	3	100.0	76.8	77.8				
			Partial Hospitaliza...	1 in 60 mins	0	3	100.0	76.8	77.8				
			Inpatient MH/SA...	1 in 60 mins	0	3	100.0	76.8	77.8				
Dracut	01826	1	Routine Office Ba...	1 in 30 mins	0	1	100.0	79.3	79.5				

Access Detail for All Employees Without Access

June 2022

Created for...
Cigna Payer Solutions Vermont PPO

- Access Analysis
- VT State Access
- Distance Method
- Estimated Driving Distance
- Employee / Provider Groups
- All Employees
- Routine Office Based Mental Health and Substance Abuse Services
- Outpatient Mental Health/Substance Abuse Services
- Inpatient Mental Health
- Intensive Outpatient
- Partial Hospitalization
- Inpatient MH/SA or Residential MH/SA

All Employees												
State Name	County	City	Zip Code	Employee	Provider		Counts	Without Access		Average Time		
				#	Group	Standard	#	#	%	1	2	
Massachusetts	Middlesex	Dracut	01826	1	Outpatient Mental...	1 in 30 mins	0	1	100.0	79.5	80.0	
					Inpatient Mental...	1 in 60 mins	0	1	100.0	79.5	80.0	
					Intensive Outpatient	1 in 60 mins	0	1	100.0	79.5	80.0	
					Partial Hospitaliza...	1 in 60 mins	0	1	100.0	79.5	80.0	
					Inpatient MH/SA...	1 in 60 mins	0	1	100.0	79.5	80.0	
					Routine Office Ba...	1 in 30 mins	0	1	100.0	106.3	106.3	
			Framingham	01702		Outpatient Mental...	1 in 30 mins	0	1	100.0	108.0	109.9
					Inpatient Mental...	1 in 60 mins	0	1	100.0	108.0	109.9	
					Intensive Outpatient	1 in 60 mins	0	1	100.0	108.0	109.9	
					Partial Hospitaliza...	1 in 60 mins	0	1	100.0	108.0	109.9	
					Inpatient MH/SA...	1 in 60 mins	0	1	100.0	108.0	109.9	
					Routine Office Ba...	1 in 30 mins	0	1	100.0	61.4	61.5	
		Groton	01450		Outpatient Mental...	1 in 30 mins	0	1	100.0	61.5	62.6	
				Inpatient Mental...	1 in 60 mins	0	1	100.0	61.5	62.6		
				Intensive Outpatient	1 in 60 mins	0	1	100.0	61.5	62.6		
				Partial Hospitaliza...	1 in 60 mins	0	1	100.0	61.5	62.6		
				Inpatient MH/SA...	1 in 60 mins	0	1	100.0	61.5	62.6		
				Routine Office Ba...	1 in 30 mins	0	1	100.0	89.0	89.0		
		Hanscom AFB	01731		Outpatient Mental...	1 in 30 mins	0	1	100.0	89.1	90.2	
				Inpatient Mental...	1 in 60 mins	0	1	100.0	89.1	90.2		
				Intensive Outpatient	1 in 60 mins	0	1	100.0	89.1	90.2		
				Partial Hospitaliza...	1 in 60 mins	0	1	100.0	89.1	90.2		
				Inpatient MH/SA...	1 in 60 mins	0	1	100.0	89.1	90.2		
				Routine Office Ba...	1 in 30 mins	0	1	100.0	86.6	86.6		
	Holliston	01746		Outpatient Mental...	1 in 30 mins	0	1	100.0	88.3	89.8		
			Inpatient Mental...	1 in 60 mins	0	1	100.0	88.3	89.8			
			Intensive Outpatient	1 in 60 mins	0	1	100.0	88.3	89.8			
			Partial Hospitaliza...	1 in 60 mins	0	1	100.0	88.3	89.8			
			Inpatient MH/SA...	1 in 60 mins	0	1	100.0	88.3	89.8			
			Routine Office Ba...	1 in 30 mins	0	1	100.0	78.1	78.1			
	Hudson	01749		Outpatient Mental...	1 in 30 mins	0	1	100.0	79.6	81.3		
			Inpatient Mental...	1 in 60 mins	0	1	100.0	79.6	81.3			
			Intensive Outpatient	1 in 60 mins	0	1	100.0	79.6	81.3			
			Partial Hospitaliza...	1 in 60 mins	0	1	100.0	79.6	81.3			
			Inpatient MH/SA...	1 in 60 mins	0	1	100.0	79.6	81.3			
			Routine Office Ba...	1 in 30 mins	0	3	100.0	92.0	92.1			
	Lexington	02420		Outpatient Mental...	1 in 30 mins	0	3	100.0	92.2	93.2		
			Inpatient Mental...	1 in 60 mins	0	3	100.0	92.2	93.2			
			Intensive Outpatient	1 in 60 mins	0	3	100.0	92.2	93.2			
			Partial Hospitaliza...	1 in 60 mins	0	3	100.0	92.2	93.2			

Access Detail for All Employees Without Access

June 2022

Created for...
Cigna Payer Solutions Vermont PPO

- Access Analysis
- VT State Access
- Distance Method
- Estimated Driving Distance
- Employee / Provider Groups
- All Employees
- Routine Office Based Mental Health and Substance Abuse Services
- Outpatient Mental Health/Substance Abuse Services
- Inpatient Mental Health
- Intensive Outpatient
- Partial Hospitalization
- Inpatient MH/SA or Residential MH/SA

All Employees												
State Name	County	City	Zip Code	Employee	Provider		Counts	Without Access		Average Time		
				#	Group	Standard	#	#	%	1	2	
Massachusetts	Middlesex	Lexington	02420	3	Inpatient MH/SA...	1 in 60 mins	0	3	100.0	92.2	93.2	
		Lincoln	01773	1	Routine Office Ba...	1 in 30 mins	0	1	100.0	80.7	80.7	
					0	Outpatient Mental...	1 in 30 mins	0	1	100.0	81.1	82.2
					0	Inpatient Mental...	1 in 60 mins	0	1	100.0	81.1	82.2
					0	Intensive Outpatient	1 in 60 mins	0	1	100.0	81.1	82.2
					0	Partial Hospitaliza...	1 in 60 mins	0	1	100.0	81.1	82.2
					0	Inpatient MH/SA...	1 in 60 mins	0	1	100.0	81.1	82.2
			Littleton	01460	2	Routine Office Ba...	1 in 30 mins	0	2	100.0	68.2	68.2
					0	Outpatient Mental...	1 in 30 mins	0	2	100.0	68.5	69.4
					0	Inpatient Mental...	1 in 60 mins	0	2	100.0	68.5	69.4
					0	Intensive Outpatient	1 in 60 mins	0	2	100.0	68.5	69.4
					0	Partial Hospitaliza...	1 in 60 mins	0	2	100.0	68.5	69.4
					0	Inpatient MH/SA...	1 in 60 mins	0	2	100.0	68.5	69.4
			Lowell	01851	2	Routine Office Ba...	1 in 30 mins	0	2	100.0	93.4	93.7
					0	Outpatient Mental...	1 in 30 mins	0	2	100.0	93.7	94.4
					0	Inpatient Mental...	1 in 60 mins	0	2	100.0	93.7	94.4
					0	Intensive Outpatient	1 in 60 mins	0	2	100.0	93.7	94.4
					0	Partial Hospitaliza...	1 in 60 mins	0	2	100.0	93.7	94.4
					0	Inpatient MH/SA...	1 in 60 mins	0	2	100.0	93.7	94.4
			Marlborough	01752	3	Routine Office Ba...	1 in 30 mins	0	3	100.0	81.4	81.4
					0	Outpatient Mental...	1 in 30 mins	0	3	100.0	83.0	84.8
					0	Inpatient Mental...	1 in 60 mins	0	3	100.0	83.0	84.8
					0	Intensive Outpatient	1 in 60 mins	0	3	100.0	83.0	84.8
					0	Partial Hospitaliza...	1 in 60 mins	0	3	100.0	83.0	84.8
					0	Inpatient MH/SA...	1 in 60 mins	0	3	100.0	83.0	84.8
			Maynard	01754	2	Routine Office Ba...	1 in 30 mins	0	2	100.0	81.0	81.0
					0	Outpatient Mental...	1 in 30 mins	0	2	100.0	81.8	83.2
					0	Inpatient Mental...	1 in 60 mins	0	2	100.0	81.8	83.2
					0	Intensive Outpatient	1 in 60 mins	0	2	100.0	81.8	83.2
					0	Partial Hospitaliza...	1 in 60 mins	0	2	100.0	81.8	83.2
			0	Inpatient MH/SA...	1 in 60 mins	0	2	100.0	81.8	83.2		
	Medford	02155	2	Routine Office Ba...	1 in 30 mins	0	2	100.0	116.8	117.0		
			0	Outpatient Mental...	1 in 30 mins	0	2	100.0	117.1	118.3		
			0	Inpatient Mental...	1 in 60 mins	0	2	100.0	117.1	118.3		
			0	Intensive Outpatient	1 in 60 mins	0	2	100.0	117.1	118.3		
			0	Partial Hospitaliza...	1 in 60 mins	0	2	100.0	117.1	118.3		
			0	Inpatient MH/SA...	1 in 60 mins	0	2	100.0	117.1	118.3		
	Newton High...	02461	1	Routine Office Ba...	1 in 30 mins	0	1	100.0	115.7	115.7		
			0	Outpatient Mental...	1 in 30 mins	0	1	100.0	116.6	118.0		
			0	Inpatient Mental...	1 in 60 mins	0	1	100.0	116.6	118.0		

Access Detail for All Employees Without Access

June 2022

Created for...
Cigna Payer Solutions Vermont PPO

- Access Analysis
- VT State Access
- Distance Method
- Estimated Driving Distance
- Employee / Provider Groups
- All Employees
- Routine Office Based Mental Health and Substance Abuse Services
- Outpatient Mental Health/Substance Abuse Services
- Inpatient Mental Health
- Intensive Outpatient
- Partial Hospitalization
- Inpatient MH/SA or Residential MH/SA

All Employees													
State Name	County	City	Zip Code	Employee	Provider		Counts	Without Access		Average Time			
				#	Group	Standard	#	#	%	1	2		
Massachusetts	Middlesex	Newton High...	02461	1	Intensive Outpatient	1 in 60 mins	0	1	100.0	116.6	118.0		
					Partial Hospitaliza...	1 in 60 mins	0	1	100.0	116.6	118.0		
					Inpatient MH/SA...	1 in 60 mins	0	1	100.0	116.6	118.0		
				1	Routine Office Ba...	1 in 30 mins	0	1	100.0	115.7	115.7		
					Outpatient Mental...	1 in 30 mins	0	1	100.0	116.6	118.1		
					Inpatient Mental...	1 in 60 mins	0	1	100.0	116.6	118.1		
		Newton Upp...	02464			1	Routine Office Ba...	1 in 30 mins	0	1	100.0	115.7	115.7
							Outpatient Mental...	1 in 30 mins	0	1	100.0	116.6	118.1
							Inpatient Mental...	1 in 60 mins	0	1	100.0	116.6	118.1
							Intensive Outpatient	1 in 60 mins	0	1	100.0	116.6	118.1
							Partial Hospitaliza...	1 in 60 mins	0	1	100.0	116.6	118.1
							Inpatient MH/SA...	1 in 60 mins	0	1	100.0	116.6	118.1
		Newtonville	02460			3	Routine Office Ba...	1 in 30 mins	0	3	100.0	114.0	114.0
							Outpatient Mental...	1 in 30 mins	0	3	100.0	114.6	116.0
							Inpatient Mental...	1 in 60 mins	0	3	100.0	114.6	116.0
							Intensive Outpatient	1 in 60 mins	0	3	100.0	114.6	116.0
							Partial Hospitaliza...	1 in 60 mins	0	3	100.0	114.6	116.0
							Inpatient MH/SA...	1 in 60 mins	0	3	100.0	114.6	116.0
		North Billerica	01862			2	Routine Office Ba...	1 in 30 mins	0	2	100.0	83.6	83.8
							Outpatient Mental...	1 in 30 mins	0	2	100.0	83.8	84.7
							Inpatient Mental...	1 in 60 mins	0	2	100.0	83.8	84.7
							Intensive Outpatient	1 in 60 mins	0	2	100.0	83.8	84.7
							Partial Hospitaliza...	1 in 60 mins	0	2	100.0	83.8	84.7
							Inpatient MH/SA...	1 in 60 mins	0	2	100.0	83.8	84.7
North Reading	01864			1	Routine Office Ba...	1 in 30 mins	0	1	100.0	86.1	86.4		
					Outpatient Mental...	1 in 30 mins	0	1	100.0	86.4	86.9		
					Inpatient Mental...	1 in 60 mins	0	1	100.0	86.4	86.9		
					Intensive Outpatient	1 in 60 mins	0	1	100.0	86.4	86.9		
					Partial Hospitaliza...	1 in 60 mins	0	1	100.0	86.4	86.9		
					Inpatient MH/SA...	1 in 60 mins	0	1	100.0	86.4	86.9		
Pepperell	01463			2	Routine Office Ba...	1 in 30 mins	0	2	100.0	58.1	58.3		
					Outpatient Mental...	1 in 30 mins	0	2	100.0	58.3	59.1		
Reading	01867			3	Routine Office Ba...	1 in 30 mins	0	3	100.0	95.5	95.8		
					Outpatient Mental...	1 in 30 mins	0	3	100.0	95.8	96.4		
					Inpatient Mental...	1 in 60 mins	0	3	100.0	95.8	96.4		
					Intensive Outpatient	1 in 60 mins	0	3	100.0	95.8	96.4		
					Partial Hospitaliza...	1 in 60 mins	0	3	100.0	95.8	96.4		
					Inpatient MH/SA...	1 in 60 mins	0	3	100.0	95.8	96.4		
Shirley	01464			1	Routine Office Ba...	1 in 30 mins	0	1	100.0	59.6	59.6		
					Outpatient Mental...	1 in 30 mins	0	1	100.0	60.4	61.6		
					Inpatient Mental...	1 in 60 mins	0	1	100.0	60.4	61.6		
					Intensive Outpatient	1 in 60 mins	0	1	100.0	60.4	61.6		
					Partial Hospitaliza...	1 in 60 mins	0	1	100.0	60.4	61.6		
					Inpatient MH/SA...	1 in 60 mins	0	1	100.0	60.4	61.6		

Access Detail for All Employees Without Access

June 2022

Created for...
Cigna Payer Solutions Vermont PPO

Access Analysis
VT State Access
Distance Method
Estimated Driving Distance
Employee / Provider Groups
All Employees
Routine Office Based Mental Health and Substance Abuse Services
Outpatient Mental Health/Substance Abuse Services
Inpatient Mental Health
Intensive Outpatient
Partial Hospitalization
Inpatient MH/SA or Residential MH/SA

All Employees											
State Name	County	City	Zip Code	Employee	Provider		Counts	Without Access		Average Time	
				#	Group	Standard	#	#	%	1	2
Massachusetts	Middlesex	Shirley	01464	1	Inpatient MH/SA...	1 in 60 mins	0	1	100.0	60.4	61.6
			02143	8	Routine Office Ba...	1 in 30 mins	0	8	100.0	119.2	119.2
		Somerville	02144	2	Routine Office Ba...	1 in 30 mins	0	2	100.0	117.1	117.3
			02145	1	Routine Office Ba...	1 in 30 mins	0	1	100.0	119.4	119.5
			02180	4	Routine Office Ba...	1 in 30 mins	0	4	100.0	114.7	115.0
			02180	4	Outpatient Mental...	1 in 30 mins	0	4	100.0	115.0	116.0
			02180	4	Inpatient Mental...	1 in 60 mins	0	4	100.0	115.0	116.0
			02180	4	Intensive Outpatient	1 in 60 mins	0	4	100.0	115.0	116.0
			02180	4	Partial Hospitaliza...	1 in 60 mins	0	4	100.0	115.0	116.0
			02180	4	Inpatient MH/SA...	1 in 60 mins	0	4	100.0	115.0	116.0
			02180	4	Inpatient MH/SA...	1 in 60 mins	0	4	100.0	115.0	116.0
			02180	4	Inpatient MH/SA...	1 in 60 mins	0	4	100.0	115.0	116.0
		Townsend	01469	1	Routine Office Ba...	1 in 30 mins	0	1	100.0	52.2	52.2
			01880	2	Routine Office Ba...	1 in 30 mins	0	2	100.0	115.9	116.1
		Wakefield	01880	2	Outpatient Mental...	1 in 30 mins	0	2	100.0	116.1	117.0
			01880	2	Inpatient Mental...	1 in 60 mins	0	2	100.0	116.1	117.0
		Waltham	02453	2	Intensive Outpatient	1 in 60 mins	0	2	100.0	116.1	117.0
			02453	2	Partial Hospitaliza...	1 in 60 mins	0	2	100.0	116.1	117.0
		Waltham	02453	2	Inpatient MH/SA...	1 in 60 mins	0	2	100.0	116.1	117.0
			02453	2	Routine Office Ba...	1 in 30 mins	0	2	100.0	111.2	111.2
		Waltham	02453	2	Outpatient Mental...	1 in 30 mins	0	2	100.0	111.9	113.3
			02453	2	Inpatient Mental...	1 in 60 mins	0	2	100.0	111.9	113.3
		Waltham	02453	2	Intensive Outpatient	1 in 60 mins	0	2	100.0	111.9	113.3
			02453	2	Partial Hospitaliza...	1 in 60 mins	0	2	100.0	111.9	113.3
		Waltham	02453	2	Inpatient MH/SA...	1 in 60 mins	0	2	100.0	111.9	113.3
			02453	2	Inpatient MH/SA...	1 in 60 mins	0	2	100.0	111.9	113.3
		Watertown	02472	2	Routine Office Ba...	1 in 30 mins	0	2	100.0	114.7	114.7
			02472	2	Routine Office Ba...	1 in 30 mins	0	2	100.0	114.7	114.7

Access Detail for All Employees Without Access

June 2022

Created for...
Cigna Payer Solutions Vermont PPO

- Access Analysis
- VT State Access
- Distance Method
- Estimated Driving Distance
- Employee / Provider Groups
- All Employees
- Routine Office Based Mental Health and Substance Abuse Services
- Outpatient Mental Health/Substance Abuse Services
- Inpatient Mental Health
- Intensive Outpatient
- Partial Hospitalization
- Inpatient MH/SA or Residential MH/SA

All Employees												
State Name	County	City	Zip Code	Employee	Provider		Counts	Without Access		Average Time		
				#	Group	Standard	#	#	%	1	2	
Massachusetts	Middlesex	Watertown	02472	2	Outpatient Mental...	1 in 30 mins	0	2	100.0	115.2	116.6	
					Inpatient Mental...	1 in 60 mins	0	2	100.0	115.2	116.6	
					Intensive Outpatient	1 in 60 mins	0	2	100.0	115.2	116.6	
					Partial Hospitaliza...	1 in 60 mins	0	2	100.0	115.2	116.6	
					Inpatient MH/SA...	1 in 60 mins	0	2	100.0	115.2	116.6	
					Inpatient MH/SA...	1 in 60 mins	0	2	100.0	115.2	116.6	
			Wayland	01778	1	Routine Office Ba...	1 in 30 mins	0	1	100.0	81.4	81.4
					Outpatient Mental...	1 in 30 mins	0	1	100.0	82.3	83.5	
					Inpatient Mental...	1 in 60 mins	0	1	100.0	82.3	83.5	
					Intensive Outpatient	1 in 60 mins	0	1	100.0	82.3	83.5	
					Partial Hospitaliza...	1 in 60 mins	0	1	100.0	82.3	83.5	
					Inpatient MH/SA...	1 in 60 mins	0	1	100.0	82.3	83.5	
		Weston	02493	1	Routine Office Ba...	1 in 30 mins	0	1	100.0	83.3	83.3	
				Outpatient Mental...	1 in 30 mins	0	1	100.0	84.0	85.2		
				Inpatient Mental...	1 in 60 mins	0	1	100.0	84.0	85.2		
				Intensive Outpatient	1 in 60 mins	0	1	100.0	84.0	85.2		
				Partial Hospitaliza...	1 in 60 mins	0	1	100.0	84.0	85.2		
				Inpatient MH/SA...	1 in 60 mins	0	1	100.0	84.0	85.2		
		Woburn	01801	1	Routine Office Ba...	1 in 30 mins	0	1	100.0	94.4	94.6	
				Outpatient Mental...	1 in 30 mins	0	1	100.0	94.6	95.5		
				Inpatient Mental...	1 in 60 mins	0	1	100.0	94.6	95.5		
				Intensive Outpatient	1 in 60 mins	0	1	100.0	94.6	95.5		
				Partial Hospitaliza...	1 in 60 mins	0	1	100.0	94.6	95.5		
				Inpatient MH/SA...	1 in 60 mins	0	1	100.0	94.6	95.5		
	Nantucket	Nantucket	02554	3	Routine Office Ba...	1 in 30 mins	0	3	100.0	185.6	185.6	
				Outpatient Mental...	1 in 30 mins	0	3	100.0	186.5	187.7		
				Inpatient Mental...	1 in 60 mins	0	3	100.0	186.5	187.7		
				Intensive Outpatient	1 in 60 mins	0	3	100.0	186.5	187.7		
				Partial Hospitaliza...	1 in 60 mins	0	3	100.0	186.5	187.7		
				Inpatient MH/SA...	1 in 60 mins	0	3	100.0	186.5	187.7		
				02584	1	Routine Office Ba...	1 in 30 mins	0	1	100.0	186.3	186.3
		Outpatient Mental...			1 in 30 mins	0	1	100.0	187.2	188.4		
		Inpatient Mental...			1 in 60 mins	0	1	100.0	187.2	188.4		
		Intensive Outpatient			1 in 60 mins	0	1	100.0	187.2	188.4		
		Partial Hospitaliza...			1 in 60 mins	0	1	100.0	187.2	188.4		
		Inpatient MH/SA...			1 in 60 mins	0	1	100.0	187.2	188.4		
	Norfolk	Braintree	02184	1	Routine Office Ba...	1 in 30 mins	0	1	100.0	113.5	113.5	
				Outpatient Mental...	1 in 30 mins	0	1	100.0	114.1	115.3		
				Inpatient Mental...	1 in 60 mins	0	1	100.0	114.1	115.3		
				Intensive Outpatient	1 in 60 mins	0	1	100.0	114.1	115.3		
				Partial Hospitaliza...	1 in 60 mins	0	1	100.0	114.1	115.3		
							1	100.0	114.1	115.3		

Access Detail for All Employees Without Access

June 2022

Created for...
Cigna Payer Solutions Vermont PPO

- Access Analysis
- VT State Access
- Distance Method
- Estimated Driving Distance
- Employee / Provider Groups
- All Employees
- Routine Office Based Mental Health and Substance Abuse Services
- Outpatient Mental Health/Substance Abuse Services
- Inpatient Mental Health
- Intensive Outpatient
- Partial Hospitalization
- Inpatient MH/SA or Residential MH/SA

All Employees													
State Name	County	City	Zip Code	Employee	Provider		Counts	Without Access		Average Time			
				#	Group	Standard	#	#	%	1	2		
Massachusetts	Norfolk	Braintree	02184	1	Inpatient MH/SA...	1 in 60 mins	0	1	100.0	114.1	115.3		
		Brookline	02445	3	Routine Office Ba...	1 in 30 mins	0	3	100.0	119.4	119.4		
						Outpatient Mental...	1 in 30 mins	0	3	100.0	119.8	121.2	
						Inpatient Mental...	1 in 60 mins	0	3	100.0	119.8	121.2	
						Intensive Outpatient	1 in 60 mins	0	3	100.0	119.8	121.2	
						Partial Hospitaliza...	1 in 60 mins	0	3	100.0	119.8	121.2	
						Inpatient MH/SA...	1 in 60 mins	0	3	100.0	119.8	121.2	
					02446	1	Routine Office Ba...	1 in 30 mins	0	1	100.0	119.8	119.8
							Outpatient Mental...	1 in 30 mins	0	1	100.0	120.2	121.5
							Inpatient Mental...	1 in 60 mins	0	1	100.0	120.2	121.5
							Intensive Outpatient	1 in 60 mins	0	1	100.0	120.2	121.5
							Partial Hospitaliza...	1 in 60 mins	0	1	100.0	120.2	121.5
							Inpatient MH/SA...	1 in 60 mins	0	1	100.0	120.2	121.5
				Chestnut Hill	02467	2	Routine Office Ba...	1 in 30 mins	0	2	100.0	100.4	100.4
							Outpatient Mental...	1 in 30 mins	0	2	100.0	101.0	102.2
							Inpatient Mental...	1 in 60 mins	0	2	100.0	101.0	102.2
							Intensive Outpatient	1 in 60 mins	0	2	100.0	101.0	102.2
							Partial Hospitaliza...	1 in 60 mins	0	2	100.0	101.0	102.2
							Inpatient MH/SA...	1 in 60 mins	0	2	100.0	101.0	102.2
				Cohasset	02025	2	Routine Office Ba...	1 in 30 mins	0	2	100.0	110.9	111.0
							Outpatient Mental...	1 in 30 mins	0	2	100.0	111.1	111.9
							Inpatient Mental...	1 in 60 mins	0	2	100.0	111.1	111.9
							Intensive Outpatient	1 in 60 mins	0	2	100.0	111.1	111.9
							Partial Hospitaliza...	1 in 60 mins	0	2	100.0	111.1	111.9
							Inpatient MH/SA...	1 in 60 mins	0	2	100.0	111.1	111.9
				Foxboro	02035	1	Routine Office Ba...	1 in 30 mins	0	1	100.0	100.6	100.6
							Outpatient Mental...	1 in 30 mins	0	1	100.0	102.3	103.8
							Inpatient Mental...	1 in 60 mins	0	1	100.0	102.3	103.8
					Intensive Outpatient	1 in 60 mins	0	1	100.0	102.3	103.8		
					Partial Hospitaliza...	1 in 60 mins	0	1	100.0	102.3	103.8		
					Inpatient MH/SA...	1 in 60 mins	0	1	100.0	102.3	103.8		
		Franklin	02038	1	Routine Office Ba...	1 in 30 mins	0	1	100.0	103.4	103.4		
					Outpatient Mental...	1 in 30 mins	0	1	100.0	105.6	107.5		
					Inpatient Mental...	1 in 60 mins	0	1	100.0	105.6	107.5		
					Intensive Outpatient	1 in 60 mins	0	1	100.0	105.6	107.5		
					Partial Hospitaliza...	1 in 60 mins	0	1	100.0	105.6	107.5		
					Inpatient MH/SA...	1 in 60 mins	0	1	100.0	105.6	107.5		
		Medfield	02052	2	Routine Office Ba...	1 in 30 mins	0	2	100.0	92.0	92.0		
					Outpatient Mental...	1 in 30 mins	0	2	100.0	93.4	94.9		
					Inpatient Mental...	1 in 60 mins	0	2	100.0	93.4	94.9		

Access Detail for All Employees Without Access

June 2022

Created for...
Cigna Payer Solutions Vermont PPO

- Access Analysis
- VT State Access
- Distance Method
- Estimated Driving Distance
- Employee / Provider Groups
- All Employees
- Routine Office Based Mental Health and Substance Abuse Services
- Outpatient Mental Health/Substance Abuse Services
- Inpatient Mental Health
- Intensive Outpatient
- Partial Hospitalization
- Inpatient MH/SA or Residential MH/SA

All Employees														
State Name	County	City	Zip Code	Employee	Provider		Counts	Without Access		Average Time				
				#	Group	Standard	#	#	%	1	2			
Massachusetts	Norfolk	Medfield	02052	2	Intensive Outpatient	1 in 60 mins	0	2	100.0	93.4	94.9			
					Partial Hospitaliza...	1 in 60 mins	0	2	100.0	93.4	94.9			
					Inpatient MH/SA...	1 in 60 mins	0	2	100.0	93.4	94.9			
				2	Routine Office Ba...	1 in 30 mins	0	2	100.0	99.0	99.0			
					Outpatient Mental...	1 in 30 mins	0	2	100.0	101.0	102.8			
					Inpatient Mental...	1 in 60 mins	0	2	100.0	101.0	102.8			
		Milton	02186	1	Intensive Outpatient	1 in 60 mins	0	2	100.0	101.0	102.8			
					Partial Hospitaliza...	1 in 60 mins	0	2	100.0	101.0	102.8			
					Inpatient MH/SA...	1 in 60 mins	0	2	100.0	101.0	102.8			
					Routine Office Ba...	1 in 30 mins	0	1	100.0	108.1	108.1			
					Outpatient Mental...	1 in 30 mins	0	1	100.0	108.7	109.9			
					Inpatient Mental...	1 in 60 mins	0	1	100.0	108.7	109.9			
				Intensive Outpatient	Intensive Outpatient	1 in 60 mins	0	1	100.0	108.7	109.9			
					Partial Hospitaliza...	1 in 60 mins	0	1	100.0	108.7	109.9			
					Inpatient MH/SA...	1 in 60 mins	0	1	100.0	108.7	109.9			
					Needham	02492	3	Routine Office Ba...	1 in 30 mins	0	3	100.0	99.3	99.3
								Outpatient Mental...	1 in 30 mins	0	3	100.0	100.2	101.6
								Inpatient Mental...	1 in 60 mins	0	3	100.0	100.2	101.6
		Intensive Outpatient	Intensive Outpatient	1 in 60 mins	0	3	100.0	100.2	101.6					
			Partial Hospitaliza...	1 in 60 mins	0	3	100.0	100.2	101.6					
			Inpatient MH/SA...	1 in 60 mins	0	3	100.0	100.2	101.6					
			Needham He...	02494	2	Routine Office Ba...	1 in 30 mins	0	2	100.0	115.7	115.7		
						Outpatient Mental...	1 in 30 mins	0	2	100.0	116.7	118.3		
						Inpatient Mental...	1 in 60 mins	0	2	100.0	116.7	118.3		
		Intensive Outpatient	Intensive Outpatient	1 in 60 mins	0	2	100.0	116.7	118.3					
			Partial Hospitaliza...	1 in 60 mins	0	2	100.0	116.7	118.3					
			Inpatient MH/SA...	1 in 60 mins	0	2	100.0	116.7	118.3					
Norwood	02062		3	Routine Office Ba...	1 in 30 mins	0	3	100.0	105.3	105.3				
				Outpatient Mental...	1 in 30 mins	0	3	100.0	106.5	108.0				
				Inpatient Mental...	1 in 60 mins	0	3	100.0	106.5	108.0				
		Intensive Outpatient	Intensive Outpatient	1 in 60 mins	0	3	100.0	106.5	108.0					
			Partial Hospitaliza...	1 in 60 mins	0	3	100.0	106.5	108.0					
			Inpatient MH/SA...	1 in 60 mins	0	3	100.0	106.5	108.0					
Quincy	02169	1	Routine Office Ba...	1 in 30 mins	0	1	100.0	131.5	131.5					
			Outpatient Mental...	1 in 30 mins	0	1	100.0	132.0	133.4					
			Inpatient Mental...	1 in 60 mins	0	1	100.0	132.0	133.4					
			Intensive Outpatient	1 in 60 mins	0	1	100.0	132.0	133.4					
			Partial Hospitaliza...	1 in 60 mins	0	1	100.0	132.0	133.4					
			Inpatient MH/SA...	1 in 60 mins	0	1	100.0	132.0	133.4					
			02170	1	Routine Office Ba...	1 in 30 mins	0	1	100.0	129.6	129.6			

Access Detail for All Employees Without Access

June 2022

Created for...
Cigna Payer Solutions Vermont PPO

Access Analysis
VT State Access

Distance Method
Estimated Driving Distance

Employee / Provider Groups
All Employees
Routine Office Based Mental Health and Substance Abuse Services
Outpatient Mental Health/Substance Abuse Services
Inpatient Mental Health
Intensive Outpatient
Partial Hospitalization
Inpatient MH/SA or Residential MH/SA

All Employees											
State Name	County	City	Zip Code	Employee	Provider		Counts	Without Access		Average Time	
				#	Group	Standard	#	#	%	1	2
Massachusetts	Norfolk	Quincy	02170	1	Outpatient Mental...	1 in 30 mins	0	1	100.0	130.1	131.4
					Inpatient Mental...	1 in 60 mins	0	1	100.0	130.1	131.4
					Intensive Outpatient	1 in 60 mins	0	1	100.0	130.1	131.4
					Partial Hospitaliza...	1 in 60 mins	0	1	100.0	130.1	131.4
					Inpatient MH/SA...	1 in 60 mins	0	1	100.0	130.1	131.4
					Inpatient MH/SA...	1 in 60 mins	0	1	100.0	130.1	131.4
		Randolph	02368	1	Routine Office Ba...	1 in 30 mins	0	1	100.0	113.0	113.0
				Outpatient Mental...	1 in 30 mins	0	1	100.0	113.8	115.2	
				Inpatient Mental...	1 in 60 mins	0	1	100.0	113.8	115.2	
				Intensive Outpatient	1 in 60 mins	0	1	100.0	113.8	115.2	
				Partial Hospitaliza...	1 in 60 mins	0	1	100.0	113.8	115.2	
				Inpatient MH/SA...	1 in 60 mins	0	1	100.0	113.8	115.2	
		Sharon	02067	1	Routine Office Ba...	1 in 30 mins	0	1	100.0	100.0	100.0
				Outpatient Mental...	1 in 30 mins	0	1	100.0	101.2	102.6	
				Inpatient Mental...	1 in 60 mins	0	1	100.0	101.2	102.6	
				Intensive Outpatient	1 in 60 mins	0	1	100.0	101.2	102.6	
				Partial Hospitaliza...	1 in 60 mins	0	1	100.0	101.2	102.6	
				Inpatient MH/SA...	1 in 60 mins	0	1	100.0	101.2	102.6	
		South Weym...	02190	1	Routine Office Ba...	1 in 30 mins	0	1	100.0	117.9	117.9
				Outpatient Mental...	1 in 30 mins	0	1	100.0	118.5	119.7	
				Inpatient Mental...	1 in 60 mins	0	1	100.0	118.5	119.7	
				Intensive Outpatient	1 in 60 mins	0	1	100.0	118.5	119.7	
				Partial Hospitaliza...	1 in 60 mins	0	1	100.0	118.5	119.7	
				Inpatient MH/SA...	1 in 60 mins	0	1	100.0	118.5	119.7	
	Walpole	02081	1	Routine Office Ba...	1 in 30 mins	0	1	100.0	105.6	105.6	
			Outpatient Mental...	1 in 30 mins	0	1	100.0	107.1	108.7		
			Inpatient Mental...	1 in 60 mins	0	1	100.0	107.1	108.7		
			Intensive Outpatient	1 in 60 mins	0	1	100.0	107.1	108.7		
			Partial Hospitaliza...	1 in 60 mins	0	1	100.0	107.1	108.7		
			Inpatient MH/SA...	1 in 60 mins	0	1	100.0	107.1	108.7		
	Wellesley	02482	1	Routine Office Ba...	1 in 30 mins	0	1	100.0	95.2	95.2	
			Outpatient Mental...	1 in 30 mins	0	1	100.0	96.3	97.8		
			Inpatient Mental...	1 in 60 mins	0	1	100.0	96.3	97.8		
			Intensive Outpatient	1 in 60 mins	0	1	100.0	96.3	97.8		
			Partial Hospitaliza...	1 in 60 mins	0	1	100.0	96.3	97.8		
			Inpatient MH/SA...	1 in 60 mins	0	1	100.0	96.3	97.8		
	Wellesley Hills	02481	6	Routine Office Ba...	1 in 30 mins	0	6	100.0	95.4	95.4	
			Outpatient Mental...	1 in 30 mins	0	6	100.0	96.4	97.8		
			Inpatient Mental...	1 in 60 mins	0	6	100.0	96.4	97.8		
			Intensive Outpatient	1 in 60 mins	0	6	100.0	96.4	97.8		
			Partial Hospitaliza...	1 in 60 mins	0	6	100.0	96.4	97.8		
			Inpatient MH/SA...	1 in 60 mins	0	6	100.0	96.4	97.8		

Access Detail for All Employees Without Access

June 2022

Created for...
Cigna Payer Solutions Vermont PPO

- Access Analysis
- VT State Access
- Distance Method
- Estimated Driving Distance
- Employee / Provider Groups
- All Employees
 - Routine Office Based Mental Health and Substance Abuse Services
 - Outpatient Mental Health/Substance Abuse Services
 - Inpatient Mental Health
 - Intensive Outpatient
 - Partial Hospitalization
 - Inpatient MH/SA or Residential MH/SA

All Employees												
State Name	County	City	Zip Code	Employee	Provider		Counts	Without Access		Average Time		
				#	Group	Standard	#	#	%	1	2	
Massachusetts	Norfolk	Wellesley Hills	02481	6	Inpatient MH/SA...	1 in 60 mins	0	6	100.0	96.4	97.8	
		Westwood	02090	1	Routine Office Ba...	1 in 30 mins	0	1	100.0	103.2	103.2	
						Outpatient Mental...	1 in 30 mins	0	1	100.0	104.2	105.8
						Inpatient Mental...	1 in 60 mins	0	1	100.0	104.2	105.8
						Intensive Outpatient	1 in 60 mins	0	1	100.0	104.2	105.8
						Partial Hospitaliza...	1 in 60 mins	0	1	100.0	104.2	105.8
		Wrentham			2	Inpatient MH/SA...	1 in 60 mins	0	1	100.0	104.2	105.8
				02093	2	Routine Office Ba...	1 in 30 mins	0	2	100.0	97.7	97.7
						Outpatient Mental...	1 in 30 mins	0	2	100.0	99.6	101.2
						Inpatient Mental...	1 in 60 mins	0	2	100.0	99.6	101.2
						Intensive Outpatient	1 in 60 mins	0	2	100.0	99.6	101.2
						Partial Hospitaliza...	1 in 60 mins	0	2	100.0	99.6	101.2
		Plymouth	Brockton	02302	1	Routine Office Ba...	1 in 30 mins	0	1	100.0	140.6	140.6
	Outpatient Mental...					1 in 30 mins	0	1	100.0	141.8	143.4	
	Inpatient Mental...					1 in 60 mins	0	1	100.0	141.8	143.4	
	Intensive Outpatient					1 in 60 mins	0	1	100.0	141.8	143.4	
	Partial Hospitaliza...					1 in 60 mins	0	1	100.0	141.8	143.4	
	Inpatient MH/SA...					1 in 60 mins	0	1	100.0	141.8	143.4	
			Carver	02330	1	Routine Office Ba...	1 in 30 mins	0	1	100.0	126.6	126.6
	Outpatient Mental...					1 in 30 mins	0	1	100.0	127.6	128.8	
	Inpatient Mental...					1 in 60 mins	0	1	100.0	127.6	128.8	
	Intensive Outpatient					1 in 60 mins	0	1	100.0	127.6	128.8	
	Partial Hospitaliza...					1 in 60 mins	0	1	100.0	127.6	128.8	
	Inpatient MH/SA...					1 in 60 mins	0	1	100.0	127.6	128.8	
		Duxbury	02332	2	Routine Office Ba...	1 in 30 mins	0	2	100.0	122.7	122.7	
	Outpatient Mental...				1 in 30 mins	0	2	100.0	123.0	124.0		
	Inpatient Mental...				1 in 60 mins	0	2	100.0	123.0	124.0		
	Intensive Outpatient				1 in 60 mins	0	2	100.0	123.0	124.0		
Partial Hospitaliza...	1 in 60 mins				0	2	100.0	123.0	124.0			
Inpatient MH/SA...	1 in 60 mins				0	2	100.0	123.0	124.0			
	Hanover	02339	1	Routine Office Ba...	1 in 30 mins	0	1	100.0	113.2	113.2		
Outpatient Mental...				1 in 30 mins	0	1	100.0	113.6	114.7			
Inpatient Mental...				1 in 60 mins	0	1	100.0	113.6	114.7			
Intensive Outpatient				1 in 60 mins	0	1	100.0	113.6	114.7			
Partial Hospitaliza...				1 in 60 mins	0	1	100.0	113.6	114.7			
Inpatient MH/SA...				1 in 60 mins	0	1	100.0	113.6	114.7			
	Hingham	02043	5	Routine Office Ba...	1 in 30 mins	0	5	100.0	107.5	107.5		
Outpatient Mental...				1 in 30 mins	0	5	100.0	107.7	108.7			
Inpatient Mental...				1 in 60 mins	0	5	100.0	107.7	108.7			

Access Detail for All Employees Without Access

June 2022

Created for...
Cigna Payer Solutions Vermont PPO

Access Analysis
VT State Access

Distance Method
Estimated Driving Distance

Employee / Provider Groups
All Employees
Routine Office Based Mental Health and Substance Abuse Services
Outpatient Mental Health/Substance Abuse Services
Inpatient Mental Health
Intensive Outpatient
Partial Hospitalization
Inpatient MH/SA or Residential MH/SA

All Employees												
State Name	County	City	Zip Code	Employee	Provider		Counts	Without Access		Average Time		
				#	Group	Standard	#	#	%	1	2	
Massachusetts	Suffolk	Allston	02134	1	Outpatient Mental...	1 in 30 mins	0	1	100.0	119.1	120.4	
					Inpatient Mental...	1 in 60 mins	0	1	100.0	119.1	120.4	
					Intensive Outpatient	1 in 60 mins	0	1	100.0	119.1	120.4	
					Partial Hospitaliza...	1 in 60 mins	0	1	100.0	119.1	120.4	
					Inpatient MH/SA...	1 in 60 mins	0	1	100.0	119.1	120.4	
					Inpatient MH/SA...	1 in 60 mins	0	1	100.0	119.1	120.4	
			Brighton	02135	2	Routine Office Ba...	1 in 30 mins	0	2	100.0	117.3	117.3
					Outpatient Mental...	1 in 30 mins	0	2	100.0	117.8	119.1	
					Inpatient Mental...	1 in 60 mins	0	2	100.0	117.8	119.1	
					Intensive Outpatient	1 in 60 mins	0	2	100.0	117.8	119.1	
					Partial Hospitaliza...	1 in 60 mins	0	2	100.0	117.8	119.1	
					Inpatient MH/SA...	1 in 60 mins	0	2	100.0	117.8	119.1	
		Dorchester	02122	1	Routine Office Ba...	1 in 30 mins	0	1	100.0	125.9	125.9	
				Outpatient Mental...	1 in 30 mins	0	1	100.0	126.3	127.7		
				Inpatient Mental...	1 in 60 mins	0	1	100.0	126.3	127.7		
				Intensive Outpatient	1 in 60 mins	0	1	100.0	126.3	127.7		
				Partial Hospitaliza...	1 in 60 mins	0	1	100.0	126.3	127.7		
				Inpatient MH/SA...	1 in 60 mins	0	1	100.0	126.3	127.7		
			02125	3	Routine Office Ba...	1 in 30 mins	0	3	100.0	125.0	125.0	
				Outpatient Mental...	1 in 30 mins	0	3	100.0	125.3	126.6		
				Inpatient Mental...	1 in 60 mins	0	3	100.0	125.3	126.6		
				Intensive Outpatient	1 in 60 mins	0	3	100.0	125.3	126.6		
				Partial Hospitaliza...	1 in 60 mins	0	3	100.0	125.3	126.6		
				Inpatient MH/SA...	1 in 60 mins	0	3	100.0	125.3	126.6		
		Dorchester C...	02124	1	Routine Office Ba...	1 in 30 mins	0	1	100.0	125.5	125.5	
				Outpatient Mental...	1 in 30 mins	0	1	100.0	125.9	127.3		
				Inpatient Mental...	1 in 60 mins	0	1	100.0	125.9	127.3		
				Intensive Outpatient	1 in 60 mins	0	1	100.0	125.9	127.3		
				Partial Hospitaliza...	1 in 60 mins	0	1	100.0	125.9	127.3		
				Inpatient MH/SA...	1 in 60 mins	0	1	100.0	125.9	127.3		
		East Boston	02128	2	Routine Office Ba...	1 in 30 mins	0	2	100.0	123.8	123.9	
				Outpatient Mental...	1 in 30 mins	0	2	100.0	123.9	125.0		
				Inpatient Mental...	1 in 60 mins	0	2	100.0	123.9	125.0		
				Intensive Outpatient	1 in 60 mins	0	2	100.0	123.9	125.0		
				Partial Hospitaliza...	1 in 60 mins	0	2	100.0	123.9	125.0		
				Inpatient MH/SA...	1 in 60 mins	0	2	100.0	123.9	125.0		
		Hyde Park	02136	1	Routine Office Ba...	1 in 30 mins	0	1	100.0	124.2	124.2	
				Outpatient Mental...	1 in 30 mins	0	1	100.0	125.0	126.4		
				Inpatient Mental...	1 in 60 mins	0	1	100.0	125.0	126.4		
				Intensive Outpatient	1 in 60 mins	0	1	100.0	125.0	126.4		
				Partial Hospitaliza...	1 in 60 mins	0	1	100.0	125.0	126.4		

Access Detail for All Employees Without Access

June 2022

Created for...
Cigna Payer Solutions Vermont PPO

- Access Analysis
- VT State Access
- Distance Method
- Estimated Driving Distance
- Employee / Provider Groups
- All Employees
 - Routine Office Based Mental Health and Substance Abuse Services
 - Outpatient Mental Health/Substance Abuse Services
 - Inpatient Mental Health
 - Intensive Outpatient
 - Partial Hospitalization
 - Inpatient MH/SA or Residential MH/SA

All Employees												
State Name	County	City	Zip Code	Employee	Provider		Counts	Without Access		Average Time		
				#	Group	Standard	#	#	%	1	2	
Massachusetts	Suffolk	Hyde Park	02136	1	Inpatient MH/SA...	1 in 60 mins	0	1	100.0	125.0	126.4	
		Jamaica Plain	02130	1	Routine Office Ba...	1 in 30 mins	0	1	100.0	121.9	121.9	
						Outpatient Mental...	1 in 30 mins	0	1	100.0	122.5	123.8
						Inpatient Mental...	1 in 60 mins	0	1	100.0	122.5	123.8
						Intensive Outpatient	1 in 60 mins	0	1	100.0	122.5	123.8
						Partial Hospitaliza...	1 in 60 mins	0	1	100.0	122.5	123.8
						Inpatient MH/SA...	1 in 60 mins	0	1	100.0	122.5	123.8
			Revere	02151	1	Routine Office Ba...	1 in 30 mins	0	1	100.0	123.8	124.0
						Outpatient Mental...	1 in 30 mins	0	1	100.0	124.0	125.0
						Inpatient Mental...	1 in 60 mins	0	1	100.0	124.0	125.0
						Intensive Outpatient	1 in 60 mins	0	1	100.0	124.0	125.0
						Partial Hospitaliza...	1 in 60 mins	0	1	100.0	124.0	125.0
					Inpatient MH/SA...	1 in 60 mins	0	1	100.0	124.0	125.0	
			Roslindale	02131	1	Routine Office Ba...	1 in 30 mins	0	1	100.0	122.2	122.2
						Outpatient Mental...	1 in 30 mins	0	1	100.0	122.9	124.3
						Inpatient Mental...	1 in 60 mins	0	1	100.0	122.9	124.3
						Intensive Outpatient	1 in 60 mins	0	1	100.0	122.9	124.3
						Partial Hospitaliza...	1 in 60 mins	0	1	100.0	122.9	124.3
						Inpatient MH/SA...	1 in 60 mins	0	1	100.0	122.9	124.3
			South Boston	02127	1	Routine Office Ba...	1 in 30 mins	0	1	100.0	124.9	124.9
						Outpatient Mental...	1 in 30 mins	0	1	100.0	125.2	126.3
						Inpatient Mental...	1 in 60 mins	0	1	100.0	125.2	126.3
						Intensive Outpatient	1 in 60 mins	0	1	100.0	125.2	126.3
						Partial Hospitaliza...	1 in 60 mins	0	1	100.0	125.2	126.3
					Inpatient MH/SA...	1 in 60 mins	0	1	100.0	125.2	126.3	
		West Roxbury	02132	3	Routine Office Ba...	1 in 30 mins	0	3	100.0	121.1	121.1	
					Outpatient Mental...	1 in 30 mins	0	3	100.0	121.9	123.5	
					Inpatient Mental...	1 in 60 mins	0	3	100.0	121.9	123.5	
					Intensive Outpatient	1 in 60 mins	0	3	100.0	121.9	123.5	
					Partial Hospitaliza...	1 in 60 mins	0	3	100.0	121.9	123.5	
					Inpatient MH/SA...	1 in 60 mins	0	3	100.0	121.9	123.5	
		Winthrop	02152	1	Routine Office Ba...	1 in 30 mins	0	1	100.0	126.6	126.7	
					Outpatient Mental...	1 in 30 mins	0	1	100.0	126.9	127.9	
					Inpatient Mental...	1 in 60 mins	0	1	100.0	126.9	127.9	
					Intensive Outpatient	1 in 60 mins	0	1	100.0	126.9	127.9	
					Partial Hospitaliza...	1 in 60 mins	0	1	100.0	126.9	127.9	
					Inpatient MH/SA...	1 in 60 mins	0	1	100.0	126.9	127.9	
	Worcester	Athol	01331	1	Routine Office Ba...	1 in 30 mins	0	1	100.0	33.3	33.3	
					Outpatient Mental...	1 in 30 mins	0	1	100.0	35.6	37.2	
		Auburn	01501	1	Routine Office Ba...	1 in 30 mins	0	1	100.0	80.6	80.6	

Access Detail for All Employees Without Access

June 2022

Created for...
Cigna Payer Solutions Vermont PPO

Access Analysis
VT State Access

Distance Method
Estimated Driving Distance

Employee / Provider Groups
All Employees
Routine Office Based Mental Health and Substance Abuse Services
Outpatient Mental Health/Substance Abuse Services
Inpatient Mental Health
Intensive Outpatient
Partial Hospitalization
Inpatient MH/SA or Residential MH/SA

All Employees												
State Name	County	City	Zip Code	Employee	Provider		Counts	Without Access		Average Time		
				#	Group	Standard	#	#	%	1	2	
Massachusetts	Worcester	Auburn	01501	1	Outpatient Mental...	1 in 30 mins	0	1	100.0	80.8	81.9	
					Inpatient Mental...	1 in 60 mins	0	1	100.0	80.8	81.9	
					Intensive Outpatient	1 in 60 mins	0	1	100.0	80.8	81.9	
					Partial Hospitaliza...	1 in 60 mins	0	1	100.0	80.8	81.9	
					Inpatient MH/SA...	1 in 60 mins	0	1	100.0	80.8	81.9	
			Bolton	01740	1	Routine Office Ba...	1 in 30 mins	0	1	100.0	67.3	67.3
					Outpatient Mental...	1 in 30 mins	0	1	100.0	68.6	70.0	
					Inpatient Mental...	1 in 60 mins	0	1	100.0	68.6	70.0	
					Intensive Outpatient	1 in 60 mins	0	1	100.0	68.6	70.0	
					Partial Hospitaliza...	1 in 60 mins	0	1	100.0	68.6	70.0	
					Inpatient MH/SA...	1 in 60 mins	0	1	100.0	68.6	70.0	
			Charlton	01507	2	Routine Office Ba...	1 in 30 mins	0	2	100.0	69.4	69.4
					Outpatient Mental...	1 in 30 mins	0	2	100.0	70.1	71.3	
					Inpatient Mental...	1 in 60 mins	0	2	100.0	70.1	71.3	
					Intensive Outpatient	1 in 60 mins	0	2	100.0	70.1	71.3	
					Partial Hospitaliza...	1 in 60 mins	0	2	100.0	70.1	71.3	
					Inpatient MH/SA...	1 in 60 mins	0	2	100.0	70.1	71.3	
			Gardner	01440	1	Routine Office Ba...	1 in 30 mins	0	1	100.0	43.2	43.2
						Outpatient Mental...	1 in 30 mins	0	1	100.0	44.9	46.8
			Grafton	01519	1	Routine Office Ba...	1 in 30 mins	0	1	100.0	78.5	78.5
						Outpatient Mental...	1 in 30 mins	0	1	100.0	80.8	82.3
						Inpatient Mental...	1 in 60 mins	0	1	100.0	80.8	82.3
						Intensive Outpatient	1 in 60 mins	0	1	100.0	80.8	82.3
						Partial Hospitaliza...	1 in 60 mins	0	1	100.0	80.8	82.3
						Inpatient MH/SA...	1 in 60 mins	0	1	100.0	80.8	82.3
	Lunenburg	01462	3	Routine Office Ba...	1 in 30 mins	0	3	100.0	53.8	53.8		
				Outpatient Mental...	1 in 30 mins	0	3	100.0	54.5	55.8		
	Mendon	01756	1	Routine Office Ba...	1 in 30 mins	0	1	100.0	88.6	88.6		
				Outpatient Mental...	1 in 30 mins	0	1	100.0	90.8	92.7		
				Inpatient Mental...	1 in 60 mins	0	1	100.0	90.8	92.7		
				Intensive Outpatient	1 in 60 mins	0	1	100.0	90.8	92.7		
				Partial Hospitaliza...	1 in 60 mins	0	1	100.0	90.8	92.7		
				Inpatient MH/SA...	1 in 60 mins	0	1	100.0	90.8	92.7		
	Milford	01757	1	Routine Office Ba...	1 in 30 mins	0	1	100.0	95.6	95.6		
				Outpatient Mental...	1 in 30 mins	0	1	100.0	98.0	99.9		
				Inpatient Mental...	1 in 60 mins	0	1	100.0	98.0	99.9		
				Intensive Outpatient	1 in 60 mins	0	1	100.0	98.0	99.9		
				Partial Hospitaliza...	1 in 60 mins	0	1	100.0	98.0	99.9		
				Inpatient MH/SA...	1 in 60 mins	0	1	100.0	98.0	99.9		
	Millville	01529	1	Routine Office Ba...	1 in 30 mins	0	1	100.0	93.1	93.2		

Access Detail for All Employees Without Access

June 2022

Created for...
Cigna Payer Solutions Vermont PPO

Access Analysis
VT State Access

Distance Method
Estimated Driving Distance

Employee / Provider Groups
All Employees
Routine Office Based Mental Health and Substance Abuse Services
Outpatient Mental Health/Substance Abuse Services
Inpatient Mental Health
Intensive Outpatient
Partial Hospitalization
Inpatient MH/SA or Residential MH/SA

All Employees												
State Name	County	City	Zip Code	Employee	Provider		Counts	Without Access		Average Time		
				#	Group	Standard	#	#	%	1	2	
Massachusetts	Worcester	Millville	01529	1	Outpatient Mental...	1 in 30 mins	0	1	100.0	93.2	94.1	
					Inpatient Mental...	1 in 60 mins	0	1	100.0	93.2	94.1	
					Intensive Outpatient	1 in 60 mins	0	1	100.0	93.2	94.1	
					Partial Hospitaliza...	1 in 60 mins	0	1	100.0	93.2	94.1	
					Inpatient MH/SA...	1 in 60 mins	0	1	100.0	93.2	94.1	
					Inpatient MH/SA...	1 in 60 mins	0	1	100.0	93.2	94.1	
			North Grafton	01536	1	Routine Office Ba...	1 in 30 mins	0	1	100.0	76.0	76.0
					Outpatient Mental...	1 in 30 mins	0	1	100.0	78.3	80.1	
					Inpatient Mental...	1 in 60 mins	0	1	100.0	78.3	80.1	
					Intensive Outpatient	1 in 60 mins	0	1	100.0	78.3	80.1	
					Partial Hospitaliza...	1 in 60 mins	0	1	100.0	78.3	80.1	
					Inpatient MH/SA...	1 in 60 mins	0	1	100.0	78.3	80.1	
		Northborough	01532	1	Routine Office Ba...	1 in 30 mins	0	1	100.0	72.1	72.1	
				Outpatient Mental...	1 in 30 mins	0	1	100.0	74.0	75.8		
				Inpatient Mental...	1 in 60 mins	0	1	100.0	74.0	75.8		
				Intensive Outpatient	1 in 60 mins	0	1	100.0	74.0	75.8		
				Partial Hospitaliza...	1 in 60 mins	0	1	100.0	74.0	75.8		
				Inpatient MH/SA...	1 in 60 mins	0	1	100.0	74.0	75.8		
		Rutland	01543	1	Routine Office Ba...	1 in 30 mins	0	1	100.0	58.0	58.0	
				Outpatient Mental...	1 in 30 mins	0	1	100.0	60.3	61.4		
				Inpatient Mental...	1 in 60 mins	0	1	100.0	60.3	61.4		
				Intensive Outpatient	1 in 60 mins	0	1	100.0	60.3	61.4		
				Partial Hospitaliza...	1 in 60 mins	0	1	100.0	60.3	61.4		
				Inpatient MH/SA...	1 in 60 mins	0	1	100.0	60.3	61.4		
	Shrewsbury	01545	1	Routine Office Ba...	1 in 30 mins	0	1	100.0	78.9	78.9		
			Outpatient Mental...	1 in 30 mins	0	1	100.0	81.3	83.4			
			Inpatient Mental...	1 in 60 mins	0	1	100.0	81.3	83.4			
			Intensive Outpatient	1 in 60 mins	0	1	100.0	81.3	83.4			
			Partial Hospitaliza...	1 in 60 mins	0	1	100.0	81.3	83.4			
			Inpatient MH/SA...	1 in 60 mins	0	1	100.0	81.3	83.4			
	Southborough	01772	1	Routine Office Ba...	1 in 30 mins	0	1	100.0	78.3	78.3		
			Outpatient Mental...	1 in 30 mins	0	1	100.0	79.9	81.6			
			Inpatient Mental...	1 in 60 mins	0	1	100.0	79.9	81.6			
			Intensive Outpatient	1 in 60 mins	0	1	100.0	79.9	81.6			
			Partial Hospitaliza...	1 in 60 mins	0	1	100.0	79.9	81.6			
			Inpatient MH/SA...	1 in 60 mins	0	1	100.0	79.9	81.6			
	Spencer	01562	1	Routine Office Ba...	1 in 30 mins	0	1	100.0	63.7	63.7		
			Outpatient Mental...	1 in 30 mins	0	1	100.0	64.1	65.2			
			Inpatient Mental...	1 in 60 mins	0	1	100.0	64.1	65.2			
			Intensive Outpatient	1 in 60 mins	0	1	100.0	64.1	65.2			
			Partial Hospitaliza...	1 in 60 mins	0	1	100.0	64.1	65.2			

Access Detail for All Employees Without Access

June 2022

Created for...
Cigna Payer Solutions Vermont PPO

- Access Analysis
- VT State Access
- Distance Method
- Estimated Driving Distance
- Employee / Provider Groups
- All Employees
- Routine Office Based Mental Health and Substance Abuse Services
- Outpatient Mental Health/Substance Abuse Services
- Inpatient Mental Health
- Intensive Outpatient
- Partial Hospitalization
- Inpatient MH/SA or Residential MH/SA

All Employees												
State Name	County	City	Zip Code	Employee	Provider		Counts	Without Access		Average Time		
				#	Group	Standard	#	#	%	1	2	
Massachusetts	Worcester	Spencer	01562	1	Inpatient MH/SA...	1 in 60 mins	0	1	100.0	64.1	65.2	
			01585	1	Routine Office Ba...	1 in 30 mins	0	1	100.0	55.6	55.6	
		Westborough	01581	1	Outpatient Mental...	1 in 30 mins	0	1	100.0	56.6	57.9	
				1	Routine Office Ba...	1 in 30 mins	0	1	100.0	76.1	76.1	
			1	Outpatient Mental...	1 in 30 mins	0	1	100.0	78.0	79.7		
			1	Inpatient Mental...	1 in 60 mins	0	1	100.0	78.0	79.7		
			1	Intensive Outpatient	1 in 60 mins	0	1	100.0	78.0	79.7		
			1	Partial Hospitaliza...	1 in 60 mins	0	1	100.0	78.0	79.7		
			Westminster	01473	1	Inpatient MH/SA...	1 in 60 mins	0	1	100.0	78.0	79.7
				1	Routine Office Ba...	1 in 30 mins	0	1	100.0	47.2	47.2	
			Winchendon	01475	1	Outpatient Mental...	1 in 30 mins	0	1	100.0	48.8	50.6
					1	Routine Office Ba...	1 in 30 mins	0	1	100.0	34.4	34.4
		Worcester	01604	1	Outpatient Mental...	1 in 30 mins	0	1	100.0	35.6	37.3	
				1	Routine Office Ba...	1 in 30 mins	0	1	100.0	93.1	93.1	
				1	Outpatient Mental...	1 in 30 mins	0	1	100.0	96.2	97.9	
				1	Inpatient Mental...	1 in 60 mins	0	1	100.0	96.2	97.9	
				1	Intensive Outpatient	1 in 60 mins	0	1	100.0	96.2	97.9	
				1	Partial Hospitaliza...	1 in 60 mins	0	1	100.0	96.2	97.9	
				1	Inpatient MH/SA...	1 in 60 mins	0	1	100.0	96.2	97.9	
				01605	2	Routine Office Ba...	1 in 30 mins	0	2	100.0	90.2	90.2
2	Outpatient Mental...				1 in 30 mins	0	2	100.0	93.1	95.5		
01608	1			1	Inpatient Mental...	1 in 60 mins	0	2	100.0	93.1	95.5	
		1	Intensive Outpatient	1 in 60 mins	0	2	100.0	93.1	95.5			
		1	Partial Hospitaliza...	1 in 60 mins	0	2	100.0	93.1	95.5			
		1	Inpatient MH/SA...	1 in 60 mins	0	2	100.0	93.1	95.5			
		1	Routine Office Ba...	1 in 30 mins	0	1	100.0	91.4	91.4			
		1	Outpatient Mental...	1 in 30 mins	0	1	100.0	94.5	95.8			
Michigan	Allegan	Allegan	49010	1	1	Inpatient Mental...	1 in 60 mins	0	1	100.0	94.5	95.8
					1	Intensive Outpatient	1 in 60 mins	0	1	100.0	94.5	95.8
					1	Partial Hospitaliza...	1 in 60 mins	0	1	100.0	94.5	95.8
					1	Inpatient MH/SA...	1 in 60 mins	0	1	100.0	94.5	95.8
					1	Routine Office Ba...	1 in 30 mins	0	1	100.0	717.2	717.4
					1	Outpatient Mental...	1 in 30 mins	0	1	100.0	720.0	727.4
					1	Inpatient Mental...	1 in 60 mins	0	1	100.0	720.0	736.2
					1	Intensive Outpatient	1 in 60 mins	0	1	100.0	720.0	727.4
					1	Partial Hospitaliza...	1 in 60 mins	0	1	100.0	720.0	727.4
					1	Inpatient MH/SA...	1 in 60 mins	0	1	100.0	720.0	727.4
Grand Traverse	Traverse City	49684	1	1	Routine Office Ba...	1 in 30 mins	0	1	100.0	674.0	675.9	
				1	Outpatient Mental...	1 in 30 mins	0	1	100.0	681.1	686.5	
				1	Inpatient Mental...	1 in 60 mins	0	1	100.0	697.9	700.0	

Access Detail for All Employees Without Access

June 2022

Created for...
Cigna Payer Solutions Vermont PPO

- Access Analysis
- VT State Access
- Distance Method
- Estimated Driving Distance
- Employee / Provider Groups
- All Employees
- Routine Office Based Mental Health and Substance Abuse Services
- Outpatient Mental Health/Substance Abuse Services
- Inpatient Mental Health
- Intensive Outpatient
- Partial Hospitalization
- Inpatient MH/SA or Residential MH/SA

All Employees														
State Name	County	City	Zip Code	Employee	Provider		Counts	Without Access		Average Time				
				#	Group	Standard	#	#	%	1	2			
Michigan	Grand Traverse	Traverse City	49684	1	Intensive Outpatient	1 in 60 mins	0	1	100.0	681.1	686.5			
					Partial Hospitaliza...	1 in 60 mins	0	1	100.0	681.1	697.9			
					Inpatient MH/SA...	1 in 60 mins	0	1	100.0	681.1	697.9			
				49686	1	Routine Office Ba...	1 in 30 mins	0	1	100.0	668.5	670.4		
						Outpatient Mental...	1 in 30 mins	0	1	100.0	675.7	680.9		
						Inpatient Mental...	1 in 60 mins	0	1	100.0	692.9	694.6		
			Intensive Outpatient		1 in 60 mins	0	1	100.0	675.7	680.9				
			Partial Hospitaliza...		1 in 60 mins	0	1	100.0	675.7	692.9				
			Inpatient MH/SA...		1 in 60 mins	0	1	100.0	675.7	692.9				
		Kent	Grandville	49418	1	Routine Office Ba...	1 in 30 mins	0	1	100.0	777.4	778.0		
						Outpatient Mental...	1 in 30 mins	0	1	100.0	780.9	785.0		
						Inpatient Mental...	1 in 60 mins	0	1	100.0	780.9	796.4		
					Intensive Outpatient	1 in 60 mins	0	1	100.0	780.9	785.0			
					Partial Hospitaliza...	1 in 60 mins	0	1	100.0	780.9	785.0			
					Inpatient MH/SA...	1 in 60 mins	0	1	100.0	780.9	785.0			
	Macomb				Sterling Heig...	48310	1	Routine Office Ba...	1 in 30 mins	0	1	100.0	722.5	722.8
								Outpatient Mental...	1 in 30 mins	0	1	100.0	726.0	738.7
								Inpatient Mental...	1 in 60 mins	0	1	100.0	726.0	748.2
								Intensive Outpatient	1 in 60 mins	0	1	100.0	726.0	738.7
	Midland	Midland	48640	1	Partial Hospitaliza...	1 in 60 mins	0	1	100.0	726.0	738.7			
					Inpatient MH/SA...	1 in 60 mins	0	1	100.0	726.0	738.7			
					Routine Office Ba...	1 in 30 mins	0	1	100.0	612.7	612.7			
					Outpatient Mental...	1 in 30 mins	0	1	100.0	617.0	621.2			
					Inpatient Mental...	1 in 60 mins	0	1	100.0	621.2	630.5			
					Intensive Outpatient	1 in 60 mins	0	1	100.0	617.0	621.2			
		Sanford	Sanford	48657	1	Partial Hospitaliza...	1 in 60 mins	0	1	100.0	617.0	621.2		
						Inpatient MH/SA...	1 in 60 mins	0	1	100.0	617.0	621.2		
						Routine Office Ba...	1 in 30 mins	0	1	100.0	618.5	618.5		
					Outpatient Mental...	1 in 30 mins	0	1	100.0	622.5	627.8			
					Inpatient Mental...	1 in 60 mins	0	1	100.0	627.8	636.5			
					Intensive Outpatient	1 in 60 mins	0	1	100.0	622.5	627.8			
Monroe	Monroe	48162	1	Partial Hospitaliza...	1 in 60 mins	0	1	100.0	622.5	627.8				
				Inpatient MH/SA...	1 in 60 mins	0	1	100.0	622.5	627.8				
				Routine Office Ba...	1 in 30 mins	0	1	100.0	586.4	586.5				
				Outpatient Mental...	1 in 30 mins	0	1	100.0	588.6	605.7				
				Inpatient Mental...	1 in 60 mins	0	1	100.0	588.6	610.0				
				Intensive Outpatient	1 in 60 mins	0	1	100.0	588.6	605.7				
Oakland	Bloomfield Hills	48301	1	Partial Hospitaliza...	1 in 60 mins	0	1	100.0	588.6	605.7				
				Inpatient MH/SA...	1 in 60 mins	0	1	100.0	588.6	605.7				
				Routine Office Ba...	1 in 30 mins	0	1	100.0	627.9	628.2				
				Intensive Outpatient	1 in 60 mins	0	1	100.0	627.9	628.2				

Access Detail for All Employees Without Access

June 2022

Created for...
Cigna Payer Solutions Vermont PPO

- Access Analysis
- VT State Access
- Distance Method
- Estimated Driving Distance
- Employee / Provider Groups
- All Employees
- Routine Office Based Mental Health and Substance Abuse Services
- Outpatient Mental Health/Substance Abuse Services
- Inpatient Mental Health
- Intensive Outpatient
- Partial Hospitalization
- Inpatient MH/SA or Residential MH/SA

All Employees												
State Name	County	City	Zip Code	Employee	Provider		Counts	Without Access		Average Time		
				#	Group	Standard	#	#	%	1	2	
Michigan	Oakland	Bloomfield Hills	48301	1	Outpatient Mental...	1 in 30 mins	0	1	100.0	630.9	641.7	
					Inpatient Mental...	1 in 60 mins	0	1	100.0	630.9	649.8	
					Intensive Outpatient	1 in 60 mins	0	1	100.0	630.9	641.7	
					Partial Hospitaliza...	1 in 60 mins	0	1	100.0	630.9	641.7	
					Inpatient MH/SA...	1 in 60 mins	0	1	100.0	630.9	641.7	
			Rochester	48306	1	Routine Office Ba...	1 in 30 mins	0	1	100.0	617.1	617.5
					Outpatient Mental...	1 in 30 mins	0	1	100.0	620.4	628.9	
					Inpatient Mental...	1 in 60 mins	0	1	100.0	620.4	637.9	
					Intensive Outpatient	1 in 60 mins	0	1	100.0	620.4	628.9	
					Partial Hospitaliza...	1 in 60 mins	0	1	100.0	620.4	628.9	
		Troy	48083	1	Inpatient MH/SA...	1 in 60 mins	0	1	100.0	620.4	628.9	
				Routine Office Ba...	1 in 30 mins	0	1	100.0	617.6	617.8		
				Outpatient Mental...	1 in 30 mins	0	1	100.0	620.6	631.5		
				Inpatient Mental...	1 in 60 mins	0	1	100.0	620.6	639.4		
				Intensive Outpatient	1 in 60 mins	0	1	100.0	620.6	631.5		
		Washtenaw	Ann Arbor	48103	2	Partial Hospitaliza...	1 in 60 mins	0	1	100.0	620.6	631.5
					Inpatient MH/SA...	1 in 60 mins	0	1	100.0	620.6	631.5	
					Routine Office Ba...	1 in 30 mins	0	2	100.0	603.0	603.0	
					Outpatient Mental...	1 in 30 mins	0	2	100.0	605.4	617.8	
					Inpatient Mental...	1 in 60 mins	0	2	100.0	605.4	624.2	
			48104	2	Intensive Outpatient	1 in 60 mins	0	2	100.0	605.4	617.8	
	Partial Hospitaliza...			1 in 60 mins	0	2	100.0	605.4	617.8			
	Inpatient MH/SA...			1 in 60 mins	0	2	100.0	605.4	617.8			
	Routine Office Ba...			1 in 30 mins	0	2	100.0	776.7	776.7			
	Outpatient Mental...			1 in 30 mins	0	2	100.0	779.8	796.2			
	Wayne	Detroit	48211	1	Inpatient Mental...	1 in 60 mins	0	2	100.0	779.8	804.2	
				Intensive Outpatient	1 in 60 mins	0	2	100.0	779.8	796.2		
				Partial Hospitaliza...	1 in 60 mins	0	2	100.0	779.8	796.2		
				Inpatient MH/SA...	1 in 60 mins	0	2	100.0	779.8	796.2		
				Routine Office Ba...	1 in 30 mins	0	1	100.0	615.6	615.7		
	Anoka	Minneapolis	55434	1	Outpatient Mental...	1 in 30 mins	0	1	100.0	618.3	631.9	
				Inpatient Mental...	1 in 60 mins	0	1	100.0	618.3	638.7		
				Intensive Outpatient	1 in 60 mins	0	1	100.0	618.3	631.9		
				Partial Hospitaliza...	1 in 60 mins	0	1	100.0	618.3	631.9		
				Inpatient MH/SA...	1 in 60 mins	0	1	100.0	618.3	631.9		
Minnesota				1	Routine Office Ba...	1 in 30 mins	0	1	100.0	1,399.6	1,402.5	
					Outpatient Mental...	1 in 30 mins	0	1	100.0	1,410.0	1,416.4	
					Inpatient Mental...	1 in 60 mins	0	1	100.0	1,428.9	1,433.9	
					Intensive Outpatient	1 in 60 mins	0	1	100.0	1,410.0	1,416.4	
					Partial Hospitaliza...	1 in 60 mins	0	1	100.0	1,410.0	1,428.9	

Access Detail for All Employees Without Access

June 2022

Created for...
Cigna Payer Solutions Vermont PPO

Access Analysis
VT State Access

Distance Method
Estimated Driving Distance

Employee / Provider Groups
All Employees
Routine Office Based Mental Health and Substance Abuse Services
Outpatient Mental Health/Substance Abuse Services
Inpatient Mental Health
Intensive Outpatient
Partial Hospitalization
Inpatient MH/SA or Residential MH/SA

All Employees												
State Name	County	City	Zip Code	Employee	Provider		Counts	Without Access		Average Time		
				#	Group	Standard	#	#	%	1	2	
Minnesota	Anoka	Minneapolis	55434	1	Inpatient MH/SA...	1 in 60 mins	0	1	100.0	1,410.0	1,428.9	
	Blue Earth	Mankato	56001	1	Routine Office Ba...	1 in 30 mins	0	1	100.0	1,142.2	1,143.6	
						Outpatient Mental...	1 in 30 mins	0	1	100.0	1,146.6	1,153.6
						Inpatient Mental...	1 in 60 mins	0	1	100.0	1,153.9	1,162.2
						Intensive Outpatient	1 in 60 mins	0	1	100.0	1,146.6	1,153.6
						Partial Hospitaliza...	1 in 60 mins	0	1	100.0	1,146.6	1,153.9
						Inpatient MH/SA...	1 in 60 mins	0	1	100.0	1,146.6	1,153.9
		Hennepin	Minneapolis	55403	1	Routine Office Ba...	1 in 30 mins	0	1	100.0	1,406.5	1,409.2
						Outpatient Mental...	1 in 30 mins	0	1	100.0	1,415.8	1,422.9
						Inpatient Mental...	1 in 60 mins	0	1	100.0	1,432.9	1,439.0
						Intensive Outpatient	1 in 60 mins	0	1	100.0	1,415.8	1,422.9
						Partial Hospitaliza...	1 in 60 mins	0	1	100.0	1,415.8	1,432.9
						Inpatient MH/SA...	1 in 60 mins	0	1	100.0	1,415.8	1,432.9
				55410	1	Routine Office Ba...	1 in 30 mins	0	1	100.0	1,410.3	1,413.0
						Outpatient Mental...	1 in 30 mins	0	1	100.0	1,419.5	1,426.5
						Inpatient Mental...	1 in 60 mins	0	1	100.0	1,436.0	1,442.4
						Intensive Outpatient	1 in 60 mins	0	1	100.0	1,419.5	1,426.5
						Partial Hospitaliza...	1 in 60 mins	0	1	100.0	1,419.5	1,436.0
						Inpatient MH/SA...	1 in 60 mins	0	1	100.0	1,419.5	1,436.0
				55419	1	Routine Office Ba...	1 in 30 mins	0	1	100.0	1,408.3	1,411.0
						Outpatient Mental...	1 in 30 mins	0	1	100.0	1,417.5	1,424.6
						Inpatient Mental...	1 in 60 mins	0	1	100.0	1,434.0	1,440.4
						Intensive Outpatient	1 in 60 mins	0	1	100.0	1,417.5	1,424.6
						Partial Hospitaliza...	1 in 60 mins	0	1	100.0	1,417.5	1,434.0
					Inpatient MH/SA...	1 in 60 mins	0	1	100.0	1,417.5	1,434.0	
	Lake of the Woods	Baudette	56623	1	Routine Office Ba...	1 in 30 mins	0	1	100.0	1,121.1	1,121.1	
					Outpatient Mental...	1 in 30 mins	0	1	100.0	1,134.8	1,135.7	
					Inpatient Mental...	1 in 60 mins	0	1	100.0	1,167.9	1,173.3	
					Intensive Outpatient	1 in 60 mins	0	1	100.0	1,135.7	1,139.1	
					Partial Hospitaliza...	1 in 60 mins	0	1	100.0	1,140.9	1,167.9	
					Inpatient MH/SA...	1 in 60 mins	0	1	100.0	1,140.9	1,167.9	
	Olmsted	Rochester	55901	1	Routine Office Ba...	1 in 30 mins	0	1	100.0	1,168.3	1,169.1	
					Outpatient Mental...	1 in 30 mins	0	1	100.0	1,172.6	1,180.3	
					Inpatient Mental...	1 in 60 mins	0	1	100.0	1,180.3	1,189.5	
					Intensive Outpatient	1 in 60 mins	0	1	100.0	1,172.6	1,180.3	
					Partial Hospitaliza...	1 in 60 mins	0	1	100.0	1,172.6	1,180.3	
					Inpatient MH/SA...	1 in 60 mins	0	1	100.0	1,172.6	1,180.3	
	Pennington	Thief River F...	56701	1	Routine Office Ba...	1 in 30 mins	0	1	100.0	1,201.6	1,202.4	
					Outpatient Mental...	1 in 30 mins	0	1	100.0	1,215.6	1,216.5	
					Inpatient Mental...	1 in 60 mins	0	1	100.0	1,243.5	1,250.0	

Access Detail for All Employees Without Access

June 2022

Created for...
Cigna Payer Solutions Vermont PPO

Access Analysis
VT State Access

Distance Method
Estimated Driving Distance

Employee / Provider Groups
All Employees
Routine Office Based Mental Health and Substance Abuse Services
Outpatient Mental Health/Substance Abuse Services
Inpatient Mental Health
Intensive Outpatient
Partial Hospitalization
Inpatient MH/SA or Residential MH/SA

All Employees											
State Name	County	City	Zip Code	Employee	Provider		Counts	Without Access		Average Time	
				#	Group	Standard	#	#	%	1	2
Minnesota	Pennington	Thief River F...	56701	1	Intensive Outpatient	1 in 60 mins	0	1	100.0	1,216.5	1,218.5
					Partial Hospitaliza...	1 in 60 mins	0	1	100.0	1,218.6	1,243.5
					Inpatient MH/SA...	1 in 60 mins	0	1	100.0	1,218.6	1,243.5
					Routine Office Ba...	1 in 30 mins	0	1	100.0	1,398.9	1,401.6
					Outpatient Mental...	1 in 30 mins	0	1	100.0	1,408.2	1,415.1
	Ramsey	Saint Paul	55105	1	Inpatient Mental...	1 in 60 mins	0	1	100.0	1,424.8	1,431.2
					Intensive Outpatient	1 in 60 mins	0	1	100.0	1,408.2	1,415.1
					Partial Hospitaliza...	1 in 60 mins	0	1	100.0	1,408.2	1,424.8
					Inpatient MH/SA...	1 in 60 mins	0	1	100.0	1,408.2	1,424.8
					Routine Office Ba...	1 in 30 mins	0	2	100.0	1,399.7	1,402.4
					Outpatient Mental...	1 in 30 mins	0	2	100.0	1,408.9	1,416.0
					Inpatient Mental...	1 in 60 mins	0	2	100.0	1,425.4	1,431.8
					Intensive Outpatient	1 in 60 mins	0	2	100.0	1,408.9	1,416.0
					Partial Hospitaliza...	1 in 60 mins	0	2	100.0	1,408.9	1,425.4
					Inpatient MH/SA...	1 in 60 mins	0	2	100.0	1,408.9	1,425.4
					Routine Office Ba...	1 in 30 mins	0	1	100.0	1,392.7	1,395.3
					Outpatient Mental...	1 in 30 mins	0	1	100.0	1,402.3	1,409.2
					Inpatient Mental...	1 in 60 mins	0	1	100.0	1,419.6	1,425.6
					Intensive Outpatient	1 in 60 mins	0	1	100.0	1,402.3	1,409.2
					Partial Hospitaliza...	1 in 60 mins	0	1	100.0	1,402.3	1,419.6
Inpatient MH/SA...	1 in 60 mins	0	1	100.0	1,402.3	1,419.6					
Washington	Bayport	55003	1	Routine Office Ba...	1 in 30 mins	0	1	100.0	1,164.7	1,167.0	
				Outpatient Mental...	1 in 30 mins	0	1	100.0	1,172.8	1,178.7	
				Inpatient Mental...	1 in 60 mins	0	1	100.0	1,188.0	1,192.8	
				Intensive Outpatient	1 in 60 mins	0	1	100.0	1,172.8	1,178.7	
				Partial Hospitaliza...	1 in 60 mins	0	1	100.0	1,172.8	1,188.0	
				Inpatient MH/SA...	1 in 60 mins	0	1	100.0	1,172.8	1,188.0	
				Routine Office Ba...	1 in 30 mins	0	2	100.0	1,378.4	1,378.4	
				Outpatient Mental...	1 in 30 mins	0	2	100.0	1,379.3	1,410.5	
				Inpatient Mental...	1 in 60 mins	0	2	100.0	1,379.3	1,410.5	
				Intensive Outpatient	1 in 60 mins	0	2	100.0	1,379.3	1,410.5	
Mississippi	Hinds	Clinton	39056	2	Partial Hospitaliza...	1 in 60 mins	0	2	100.0	1,379.3	1,410.5
					Inpatient MH/SA...	1 in 60 mins	0	2	100.0	1,379.3	1,410.5
					Routine Office Ba...	1 in 30 mins	0	1	100.0	1,514.7	1,514.7
					Outpatient Mental...	1 in 30 mins	0	1	100.0	1,515.7	1,549.9
					Inpatient Mental...	1 in 60 mins	0	1	100.0	1,515.7	1,549.9
	Jackson		39204	1	Intensive Outpatient	1 in 60 mins	0	1	100.0	1,515.7	1,549.9
					Partial Hospitaliza...	1 in 60 mins	0	1	100.0	1,515.7	1,549.9
					Inpatient MH/SA...	1 in 60 mins	0	1	100.0	1,515.7	1,549.9
					Routine Office Ba...	1 in 30 mins	0	1	100.0	1,515.7	1,549.9
					Outpatient Mental...	1 in 30 mins	0	1	100.0	1,515.7	1,549.9
Missouri	Audrain	Mexico	65265	1	Routine Office Ba...	1 in 30 mins	0	1	100.0	1,151.1	1,151.2

Access Detail for All Employees Without Access

June 2022

Created for...
Cigna Payer Solutions Vermont PPO

Access Analysis
VT State Access
Distance Method
Estimated Driving Distance
Employee / Provider Groups
All Employees
Routine Office Based Mental Health and Substance Abuse Services
Outpatient Mental Health/Substance Abuse Services
Inpatient Mental Health
Intensive Outpatient
Partial Hospitalization
Inpatient MH/SA or Residential MH/SA

All Employees															
State Name	County	City	Zip Code	Employee	Provider		Counts	Without Access		Average Time					
				#	Group	Standard	#	#	%	1	2				
Missouri	Audrain	Mexico	65265	1	Outpatient Mental...	1 in 30 mins	0	1	100.0	1,152.9	1,178.2				
					Inpatient Mental...	1 in 60 mins	0	1	100.0	1,152.9	1,180.2				
					Intensive Outpatient	1 in 60 mins	0	1	100.0	1,152.9	1,178.2				
					Partial Hospitaliza...	1 in 60 mins	0	1	100.0	1,152.9	1,178.2				
					Inpatient MH/SA...	1 in 60 mins	0	1	100.0	1,152.9	1,177.6				
		Pettis	Sedalia	65301	1	Routine Office Ba...	1 in 30 mins	0	1	100.0	1,245.9	1,246.0			
					Outpatient Mental...	1 in 30 mins	0	1	100.0	1,247.6	1,273.7				
					Inpatient Mental...	1 in 60 mins	0	1	100.0	1,247.6	1,275.4				
					Intensive Outpatient	1 in 60 mins	0	1	100.0	1,247.6	1,273.7				
					Partial Hospitaliza...	1 in 60 mins	0	1	100.0	1,247.6	1,273.7				
Montana	Cascade	Great Falls	59401	1	Routine Office Ba...	1 in 30 mins	0	1	100.0	2,569.4	2,571.8				
						Outpatient Mental...	1 in 30 mins	0	1	100.0	2,584.0	2,587.4			
						Inpatient Mental...	1 in 60 mins	0	1	100.0	2,607.5	2,609.7			
						Intensive Outpatient	1 in 60 mins	0	1	100.0	2,584.0	2,587.9			
						Partial Hospitaliza...	1 in 60 mins	0	1	100.0	2,584.0	2,607.5			
					Gallatin	Big Sky	59716	1	Routine Office Ba...	1 in 30 mins	0	1	100.0	2,060.7	2,062.8
									Outpatient Mental...	1 in 30 mins	0	1	100.0	2,067.7	2,073.2
									Inpatient Mental...	1 in 60 mins	0	1	100.0	2,077.2	2,084.4
									Intensive Outpatient	1 in 60 mins	0	1	100.0	2,067.7	2,073.2
									Partial Hospitaliza...	1 in 60 mins	0	1	100.0	2,067.7	2,077.2
		Bozeman	Bozeman	59715	2	Routine Office Ba...	1 in 30 mins	0	2	100.0	2,029.6	2,031.9			
						Outpatient Mental...	1 in 30 mins	0	2	100.0	2,037.3	2,042.6			
						Inpatient Mental...	1 in 60 mins	0	2	100.0	2,048.5	2,054.8			
						Intensive Outpatient	1 in 60 mins	0	2	100.0	2,037.3	2,042.6			
						Partial Hospitaliza...	1 in 60 mins	0	2	100.0	2,037.3	2,048.5			
		Golden Valley	Lavina	59046	1	Routine Office Ba...	1 in 30 mins	0	1	100.0	1,898.4	1,900.8			
						Outpatient Mental...	1 in 30 mins	0	1	100.0	1,907.5	1,911.9			
						Inpatient Mental...	1 in 60 mins	0	1	100.0	1,921.6	1,926.0			
						Intensive Outpatient	1 in 60 mins	0	1	100.0	1,907.5	1,911.9			
						Partial Hospitaliza...	1 in 60 mins	0	1	100.0	1,907.5	1,921.6			
	Missoula	Missoula	59801	1	Routine Office Ba...	1 in 30 mins	0	1	100.0	2,781.3	2,784.2				
					Outpatient Mental...	1 in 30 mins	0	1	100.0	2,793.8	2,798.9				
					Inpatient Mental...	1 in 60 mins	0	1	100.0	2,812.9	2,818.0				
					Intensive Outpatient	1 in 60 mins	0	1	100.0	2,793.8	2,798.9				
					Partial Hospitaliza...	1 in 60 mins	0	1	100.0	2,793.8	2,812.9				

Access Detail for All Employees Without Access

June 2022

Created for...
Cigna Payer Solutions Vermont PPO

- Access Analysis
- VT State Access
- Distance Method
- Estimated Driving Distance
- Employee / Provider Groups
- All Employees
 - Routine Office Based Mental Health and Substance Abuse Services
 - Outpatient Mental Health/Substance Abuse Services
 - Inpatient Mental Health
 - Intensive Outpatient
 - Partial Hospitalization
 - Inpatient MH/SA or Residential MH/SA

All Employees												
State Name	County	City	Zip Code	Employee	Provider		Counts	Without Access		Average Time		
				#	Group	Standard	#	#	%	1	2	
Montana	Missoula	Missoula	59801	1	Inpatient MH/SA...	1 in 60 mins	0	1	100.0	2,793.8	2,812.9	
		Ravalli	Victor	59875	1	Routine Office Ba...	1 in 30 mins	0	1	100.0	2,171.7	2,174.1
						Outpatient Mental...	1 in 30 mins	0	1	100.0	2,180.7	2,185.0
						Inpatient Mental...	1 in 60 mins	0	1	100.0	2,193.8	2,198.7
						Intensive Outpatient	1 in 60 mins	0	1	100.0	2,180.7	2,185.0
						Partial Hospitaliza...	1 in 60 mins	0	1	100.0	2,180.7	2,193.8
Nebraska	Douglas	Omaha	68114	1	Routine Office Ba...	1 in 30 mins	0	1	100.0	1,460.6	1,460.6	
					Outpatient Mental...	1 in 30 mins	0	1	100.0	1,463.1	1,473.8	
					Inpatient Mental...	1 in 60 mins	0	1	100.0	1,463.1	1,483.5	
					Intensive Outpatient	1 in 60 mins	0	1	100.0	1,463.1	1,473.8	
					Partial Hospitaliza...	1 in 60 mins	0	1	100.0	1,463.1	1,473.8	
					Inpatient MH/SA...	1 in 60 mins	0	1	100.0	1,463.1	1,473.8	
Nevada	Clark	Henderson	89012	1	Routine Office Ba...	1 in 30 mins	0	1	100.0	2,926.8	2,926.8	
					Outpatient Mental...	1 in 30 mins	0	1	100.0	2,929.0	2,949.0	
					Inpatient Mental...	1 in 60 mins	0	1	100.0	2,929.0	2,956.0	
					Intensive Outpatient	1 in 60 mins	0	1	100.0	2,929.0	2,949.0	
					Partial Hospitaliza...	1 in 60 mins	0	1	100.0	2,929.0	2,949.0	
					Inpatient MH/SA...	1 in 60 mins	0	1	100.0	2,929.0	2,949.0	
		Washoe	Reno	89506	1	Routine Office Ba...	1 in 30 mins	0	1	100.0	2,779.0	2,779.0
					Outpatient Mental...	1 in 30 mins	0	1	100.0	2,781.4	2,788.9	
					Inpatient Mental...	1 in 60 mins	0	1	100.0	2,781.4	2,799.6	
					Intensive Outpatient	1 in 60 mins	0	1	100.0	2,781.4	2,788.9	
					Partial Hospitaliza...	1 in 60 mins	0	1	100.0	2,781.4	2,788.9	
					Inpatient MH/SA...	1 in 60 mins	0	1	100.0	2,781.4	2,788.9	
			89511	1	Routine Office Ba...	1 in 30 mins	0	1	100.0	2,785.5	2,785.6	
					Outpatient Mental...	1 in 30 mins	0	1	100.0	2,788.0	2,795.8	
					Inpatient Mental...	1 in 60 mins	0	1	100.0	2,788.0	2,806.4	
					Intensive Outpatient	1 in 60 mins	0	1	100.0	2,788.0	2,795.8	
					Partial Hospitaliza...	1 in 60 mins	0	1	100.0	2,788.0	2,795.8	
					Inpatient MH/SA...	1 in 60 mins	0	1	100.0	2,788.0	2,795.8	
New Hampshire	Belknap	Barnstead	03218	1	Routine Office Ba...	1 in 30 mins	0	1	100.0	62.4	62.4	
					Outpatient Mental...	1 in 30 mins	0	1	100.0	65.2	65.2	
					Inpatient Mental...	1 in 60 mins	0	1	100.0	65.2	65.2	
					Intensive Outpatient	1 in 60 mins	0	1	100.0	65.2	65.2	
					Partial Hospitaliza...	1 in 60 mins	0	1	100.0	65.2	65.2	
					Inpatient MH/SA...	1 in 60 mins	0	1	100.0	65.2	65.2	
			Gilford	03249	1	Routine Office Ba...	1 in 30 mins	0	1	100.0	52.0	52.0
					Outpatient Mental...	1 in 30 mins	0	1	100.0	52.4	52.4	
	Carroll	Glen	03838	1	Routine Office Ba...	1 in 30 mins	0	1	100.0	47.3	47.3	

Access Detail for All Employees Without Access

June 2022

Created for...
Cigna Payer Solutions Vermont PPO

- Access Analysis
- VT State Access
- Distance Method
- Estimated Driving Distance
- Employee / Provider Groups
- All Employees
- Routine Office Based Mental Health and Substance Abuse Services
- Outpatient Mental Health/Substance Abuse Services
- Inpatient Mental Health
- Intensive Outpatient
- Partial Hospitalization
- Inpatient MH/SA or Residential MH/SA

All Employees													
State Name	County	City	Zip Code	Employee	Provider		Counts	Without Access		Average Time			
				#	Group	Standard	#	#	%	1	2		
New Hampshire	Carroll	Glen	03838	1	Outpatient Mental...	1 in 30 mins	0	1	100.0	53.0	55.7		
					Inpatient Mental...	1 in 60 mins	0	1	100.0	76.3	76.6		
			Intervale	03845	1	Routine Office Ba...	1 in 30 mins	0	1	100.0	50.1	50.1	
			Outpatient Mental...		1 in 30 mins	0	1	100.0	55.3	58.2			
					1	Inpatient Mental...	1 in 60 mins	0	1	100.0	78.0	78.0	
				Madison	03849	1	Routine Office Ba...	1 in 30 mins	0	1	100.0	54.6	54.6
				Outpatient Mental...		1 in 30 mins	0	1	100.0	54.9	60.2		
						1	Inpatient Mental...	1 in 60 mins	0	1	100.0	70.0	70.0
						1	Partial Hospitaliza...	1 in 60 mins	0	1	100.0	60.2	70.0
						1	Inpatient MH/SA...	1 in 60 mins	0	1	100.0	60.2	70.0
			Moultonboro...	03254	1	Routine Office Ba...	1 in 30 mins	0	1	100.0	46.4	46.4	
			Outpatient Mental...		1 in 30 mins	0	1	100.0	50.7	52.8			
		Cheshire	Jaffrey	03452	1	Outpatient Mental...	1 in 30 mins	0	1	100.0	30.3	30.5	
		Coos	Gorham	03581	1	Routine Office Ba...	1 in 30 mins	0	1	100.0	39.3	39.3	
					Outpatient Mental...	1 in 30 mins	0	1	100.0	44.5	46.8		
						1	Inpatient Mental...	1 in 60 mins	0	1	100.0	77.6	78.0
						1	Partial Hospitaliza...	1 in 60 mins	0	1	100.0	67.2	77.6
						1	Inpatient MH/SA...	1 in 60 mins	0	1	100.0	67.2	77.6
			Grafton	Plymouth	03264	2	Outpatient Mental...	1 in 30 mins	0	2	100.0	36.1	36.9
			Hillsborough	Amherst	03031	1	Routine Office Ba...	1 in 30 mins	0	1	100.0	53.4	53.5
						Outpatient Mental...	1 in 30 mins	0	1	100.0	54.0	54.2	
				Bedford	03110	3	Routine Office Ba...	1 in 30 mins	0	3	100.0	55.7	55.9
						1	Outpatient Mental...	1 in 30 mins	0	3	100.0	55.9	59.0
			Hollis	03049	1	Routine Office Ba...	1 in 30 mins	0	1	100.0	56.0	56.4	
					1	Outpatient Mental...	1 in 30 mins	0	1	100.0	56.4	56.8	
			Manchester	03109	1	Routine Office Ba...	1 in 30 mins	0	1	100.0	65.8	66.1	
			Outpatient Mental...		1 in 30 mins	0	1	100.0	66.1	71.5			
					1	Inpatient Mental...	1 in 60 mins	0	1	100.0	66.1	72.2	
					1	Intensive Outpatient	1 in 60 mins	0	1	100.0	66.1	71.5	
					1	Partial Hospitaliza...	1 in 60 mins	0	1	100.0	71.5	72.2	
				1	Inpatient MH/SA...	1 in 60 mins	0	1	100.0	66.1	72.2		
		Milford	03055	2	Routine Office Ba...	1 in 30 mins	0	2	100.0	51.0	51.0		
				1	Outpatient Mental...	1 in 30 mins	0	2	100.0	51.3	51.3		
		Nashua	03063	2	Routine Office Ba...	1 in 30 mins	0	2	100.0	64.9	65.0		
		Outpatient Mental...		1 in 30 mins	0	2	100.0	65.2	65.5				
				1	Inpatient Mental...	1 in 60 mins	0	2	100.0	65.2	65.5		
				1	Intensive Outpatient	1 in 60 mins	0	2	100.0	65.2	65.5		
				1	Partial Hospitaliza...	1 in 60 mins	0	2	100.0	65.2	65.5		
				1	Inpatient MH/SA...	1 in 60 mins	0	2	100.0	65.2	65.5		
			03064	1	Routine Office Ba...	1 in 30 mins	0	1	100.0	80.1	80.3		

Access Detail for All Employees Without Access

June 2022

Created for...
Cigna Payer Solutions Vermont PPO

- Access Analysis
- VT State Access
- Distance Method
- Estimated Driving Distance
- Employee / Provider Groups
- All Employees
- Routine Office Based Mental Health and Substance Abuse Services
- Outpatient Mental Health/Substance Abuse Services
- Inpatient Mental Health
- Intensive Outpatient
- Partial Hospitalization
- Inpatient MH/SA or Residential MH/SA

All Employees														
State Name	County	City	Zip Code	Employee	Provider		Counts	Without Access		Average Time				
				#	Group	Standard	#	#	%	1	2			
New Hampshire	Hillsborough	Nashua	03064	1	Outpatient Mental...	1 in 30 mins	0	1	100.0	80.6	80.7			
					Inpatient Mental...	1 in 60 mins	0	1	100.0	80.6	80.7			
					Intensive Outpatient	1 in 60 mins	0	1	100.0	80.6	80.7			
					Partial Hospitaliza...	1 in 60 mins	0	1	100.0	80.6	80.7			
					Inpatient MH/SA...	1 in 60 mins	0	1	100.0	80.6	80.7			
			New Boston	03070	1	Routine Office Ba...	1 in 30 mins	0	1	100.0	45.9	46.1		
					Outpatient Mental...	1 in 30 mins	0	1	100.0	46.1	49.7			
					Pelham	03076	1	Routine Office Ba...	1 in 30 mins	0	1	100.0	71.2	71.3
							Outpatient Mental...	1 in 30 mins	0	1	100.0	71.5	71.7	
							Inpatient Mental...	1 in 60 mins	0	1	100.0	71.5	71.7	
						Intensive Outpatient	1 in 60 mins	0	1	100.0	71.5	71.7		
						Partial Hospitaliza...	1 in 60 mins	0	1	100.0	71.5	71.7		
						Inpatient MH/SA...	1 in 60 mins	0	1	100.0	71.5	71.7		
			Peterborough	03458	2	Routine Office Ba...	1 in 30 mins	0	2	100.0	34.2	34.5		
					Outpatient Mental...	1 in 30 mins	0	2	100.0	34.5	34.9			
		Merrimack	Bow	03304	1	Routine Office Ba...	1 in 30 mins	0	1	100.0	51.1	51.2		
						Outpatient Mental...	1 in 30 mins	0	1	100.0	51.2	58.6		
						Partial Hospitaliza...	1 in 60 mins	0	1	100.0	63.3	64.4		
				Contoocook	03229	2	Routine Office Ba...	1 in 30 mins	0	2	100.0	42.5	42.5	
						Outpatient Mental...	1 in 30 mins	0	2	100.0	42.6	47.5		
				Henniker	03242	1	Routine Office Ba...	1 in 30 mins	0	1	100.0	35.5	35.5	
						Outpatient Mental...	1 in 30 mins	0	1	100.0	35.6	42.8		
				Warner	03278	1	Routine Office Ba...	1 in 30 mins	0	1	100.0	32.7	35.1	
			Outpatient Mental...			1 in 30 mins	0	1	100.0	37.2	40.8			
		Rockingham	Candia	03034	1	Routine Office Ba...	1 in 30 mins	0	1	100.0	64.1	64.2		
						Outpatient Mental...	1 in 30 mins	0	1	100.0	64.2	72.0		
						Inpatient Mental...	1 in 60 mins	0	1	100.0	64.2	72.7		
						Intensive Outpatient	1 in 60 mins	0	1	100.0	64.2	72.0		
						Partial Hospitaliza...	1 in 60 mins	0	1	100.0	72.0	72.7		
						Inpatient MH/SA...	1 in 60 mins	0	1	100.0	64.2	72.7		
			Chester	03036	1	Routine Office Ba...	1 in 30 mins	0	1	100.0	68.8	69.0		
					Outpatient Mental...	1 in 30 mins	0	1	100.0	69.0	73.8			
					Inpatient Mental...	1 in 60 mins	0	1	100.0	69.0	74.2			
					Intensive Outpatient	1 in 60 mins	0	1	100.0	69.0	73.8			
					Partial Hospitaliza...	1 in 60 mins	0	1	100.0	73.8	74.2			
					Inpatient MH/SA...	1 in 60 mins	0	1	100.0	69.0	74.2			
		Hampton	03842	1	Routine Office Ba...	1 in 30 mins	0	1	100.0	102.3	102.4			
				Outpatient Mental...	1 in 30 mins	0	1	100.0	102.4	108.1				
				Inpatient Mental...	1 in 60 mins	0	1	100.0	102.4	108.6				
				Intensive Outpatient	1 in 60 mins	0	1	100.0	102.4	108.1				

Access Detail for All Employees Without Access

June 2022

Created for...
Cigna Payer Solutions Vermont PPO

- Access Analysis
- VT State Access
- Distance Method
- Estimated Driving Distance
- Employee / Provider Groups
- All Employees
- Routine Office Based Mental Health and Substance Abuse Services
- Outpatient Mental Health/Substance Abuse Services
- Inpatient Mental Health
- Intensive Outpatient
- Partial Hospitalization
- Inpatient MH/SA or Residential MH/SA

All Employees												
State Name	County	City	Zip Code	Employee	Provider		Counts	Without Access		Average Time		
				#	Group	Standard	#	#	%	1	2	
New Hampshire	Strafford	Barrington	03825	1	Inpatient Mental...	1 in 60 mins	0	1	100.0	78.9	82.5	
					Intensive Outpatient	1 in 60 mins	0	1	100.0	78.9	82.5	
					Partial Hospitaliza...	1 in 60 mins	0	1	100.0	82.5	82.5	
					Inpatient MH/SA...	1 in 60 mins	0	1	100.0	78.9	82.5	
			Durham	03824	1	Routine Office Ba...	1 in 30 mins	0	1	100.0	85.2	85.3
			Outpatient Mental...		1 in 30 mins	0	1	100.0	85.3	90.4		
			Inpatient Mental...		1 in 60 mins	0	1	100.0	85.3	91.3		
			Intensive Outpatient		1 in 60 mins	0	1	100.0	85.3	90.4		
		New Durham	03855	1	Routine Office Ba...	1 in 30 mins	0	1	100.0	68.4	68.4	
		Outpatient Mental...		1 in 30 mins	0	1	100.0	68.7	68.7			
		Inpatient Mental...		1 in 60 mins	0	1	100.0	68.7	68.7			
		Intensive Outpatient		1 in 60 mins	0	1	100.0	68.7	68.7			
	New Jersey	Atlantic	Absecon	08205	1	Routine Office Ba...	1 in 30 mins	0	1	100.0	272.4	272.4
						Outpatient Mental...	1 in 30 mins	0	1	100.0	273.2	282.7
						Inpatient Mental...	1 in 60 mins	0	1	100.0	273.2	282.7
						Intensive Outpatient	1 in 60 mins	0	1	100.0	273.2	282.7
					Partial Hospitaliza...	1 in 60 mins	0	1	100.0	273.2	282.7	
					Inpatient MH/SA...	1 in 60 mins	0	1	100.0	273.2	282.7	
			Atlantic City	08401	1	Routine Office Ba...	1 in 30 mins	0	1	100.0	361.4	361.4
			Outpatient Mental...		1 in 30 mins	0	1	100.0	362.5	373.8		
			Inpatient Mental...		1 in 60 mins	0	1	100.0	362.5	373.8		
			Intensive Outpatient		1 in 60 mins	0	1	100.0	362.5	373.8		
			Egg Harbor...	08234	2	Routine Office Ba...	1 in 30 mins	0	2	100.0	279.2	279.2
			Outpatient Mental...		1 in 30 mins	0	2	100.0	280.1	290.0		
		Inpatient Mental...	1 in 60 mins		0	2	100.0	280.1	290.0			
		Intensive Outpatient	1 in 60 mins		0	2	100.0	280.1	290.0			
		Linwood	08221	1	Routine Office Ba...	1 in 30 mins	0	1	100.0	310.6	310.6	
		Outpatient Mental...		1 in 30 mins	0	1	100.0	311.7	322.3			
		Inpatient Mental...		1 in 60 mins	0	1	100.0	311.7	322.3			
		Intensive Outpatient		1 in 60 mins	0	1	100.0	311.7	322.3			
						Partial Hospitaliza...	1 in 60 mins	0	1	100.0	311.7	322.3
						Inpatient MH/SA...	1 in 60 mins	0	1	100.0	311.7	322.3

Access Detail for All Employees Without Access

June 2022

Created for...
Cigna Payer Solutions Vermont PPO

Access Analysis
VT State Access

Distance Method
Estimated Driving Distance

Employee / Provider Groups
All Employees
Routine Office Based Mental Health and Substance Abuse Services
Outpatient Mental Health/Substance Abuse Services
Inpatient Mental Health
Intensive Outpatient
Partial Hospitalization
Inpatient MH/SA or Residential MH/SA

All Employees												
State Name	County	City	Zip Code	Employee	Provider		Counts	Without Access		Average Time		
				#	Group	Standard	#	#	%	1	2	
New Jersey	Atlantic	Mays Landing	08330	1	Routine Office Ba...	1 in 30 mins	0	1	100.0	276.4	276.4	
					Outpatient Mental...	1 in 30 mins	0	1	100.0	277.3	288.3	
					Inpatient Mental...	1 in 60 mins	0	1	100.0	277.3	288.3	
					Intensive Outpatient	1 in 60 mins	0	1	100.0	277.3	288.3	
					Partial Hospitaliza...	1 in 60 mins	0	1	100.0	277.3	288.3	
					Inpatient MH/SA...	1 in 60 mins	0	1	100.0	277.3	288.3	
		Bergen	Allendale	07401	1	Routine Office Ba...	1 in 30 mins	0	1	100.0	166.0	166.0
					Outpatient Mental...	1 in 30 mins	0	1	100.0	167.0	181.9	
					Inpatient Mental...	1 in 60 mins	0	1	100.0	167.0	181.9	
					Intensive Outpatient	1 in 60 mins	0	1	100.0	167.0	181.9	
					Partial Hospitaliza...	1 in 60 mins	0	1	100.0	167.0	181.9	
					Inpatient MH/SA...	1 in 60 mins	0	1	100.0	167.0	181.9	
			Alpine	07620	1	Routine Office Ba...	1 in 30 mins	0	1	100.0	153.3	153.3
		Outpatient Mental...			1 in 30 mins	0	1	100.0	154.3	164.9		
		Inpatient Mental...			1 in 60 mins	0	1	100.0	154.3	164.9		
		Intensive Outpatient			1 in 60 mins	0	1	100.0	154.3	164.9		
		Partial Hospitaliza...			1 in 60 mins	0	1	100.0	154.3	164.9		
		Inpatient MH/SA...			1 in 60 mins	0	1	100.0	154.3	164.9		
			Closter	07624	1	Routine Office Ba...	1 in 30 mins	0	1	100.0	167.6	167.6
		Outpatient Mental...			1 in 30 mins	0	1	100.0	168.6	180.8		
		Inpatient Mental...			1 in 60 mins	0	1	100.0	168.6	180.8		
		Intensive Outpatient			1 in 60 mins	0	1	100.0	168.6	180.8		
		Partial Hospitaliza...			1 in 60 mins	0	1	100.0	168.6	180.8		
		Inpatient MH/SA...			1 in 60 mins	0	1	100.0	168.6	180.8		
		Dumont	07628	2	Routine Office Ba...	1 in 30 mins	0	2	100.0	200.6	200.6	
	Outpatient Mental...			1 in 30 mins	0	2	100.0	201.7	216.4			
	Inpatient Mental...			1 in 60 mins	0	2	100.0	201.7	216.4			
	Intensive Outpatient			1 in 60 mins	0	2	100.0	201.7	216.4			
	Partial Hospitaliza...			1 in 60 mins	0	2	100.0	201.7	216.4			
	Inpatient MH/SA...			1 in 60 mins	0	2	100.0	201.7	216.4			
		Franklin Lakes	07417	1	Routine Office Ba...	1 in 30 mins	0	1	100.0	169.8	169.8	
	Outpatient Mental...			1 in 30 mins	0	1	100.0	170.7	186.4			
	Inpatient Mental...			1 in 60 mins	0	1	100.0	170.7	186.4			
	Intensive Outpatient			1 in 60 mins	0	1	100.0	170.7	186.4			
	Partial Hospitaliza...			1 in 60 mins	0	1	100.0	170.7	186.4			
	Inpatient MH/SA...			1 in 60 mins	0	1	100.0	170.7	186.4			
		Glen Rock	07452	1	Routine Office Ba...	1 in 30 mins	0	1	100.0	202.4	202.4	
	Outpatient Mental...			1 in 30 mins	0	1	100.0	203.5	220.2			
	Inpatient Mental...			1 in 60 mins	0	1	100.0	203.5	220.2			
	Intensive Outpatient			1 in 60 mins	0	1	100.0	203.5	220.2			

Access Detail for All Employees Without Access

June 2022

Created for...
Cigna Payer Solutions Vermont PPO

Access Analysis
VT State Access

Distance Method
Estimated Driving Distance

Employee / Provider Groups
All Employees
Routine Office Based Mental Health and Substance Abuse Services
Outpatient Mental Health/Substance Abuse Services
Inpatient Mental Health
Intensive Outpatient
Partial Hospitalization
Inpatient MH/SA or Residential MH/SA

All Employees												
State Name	County	City	Zip Code	Employee	Provider		Counts	Without Access		Average Time		
				#	Group	Standard	#	#	%	1	2	
New Jersey	Bergen	Glen Rock	07452	1	Partial Hospitaliza...	1 in 60 mins	0	1	100.0	203.5	220.2	
					Inpatient MH/SA...	1 in 60 mins	0	1	100.0	203.5	220.2	
			Hillsdale	07642	1	Routine Office Ba...	1 in 30 mins	0	1	100.0	195.9	195.9
		Outpatient Mental...				1 in 30 mins	0	1	100.0	197.0	213.0	
		Inpatient Mental...				1 in 60 mins	0	1	100.0	197.0	213.0	
		Intensive Outpatient				1 in 60 mins	0	1	100.0	197.0	213.0	
		Partial Hospitaliza...				1 in 60 mins	0	1	100.0	197.0	213.0	
		Inpatient MH/SA...				1 in 60 mins	0	1	100.0	197.0	213.0	
			Leonia	07605	1	Routine Office Ba...	1 in 30 mins	0	1	100.0	208.0	208.0
		Outpatient Mental...				1 in 30 mins	0	1	100.0	209.2	223.2	
		Inpatient Mental...				1 in 60 mins	0	1	100.0	209.2	223.2	
		Intensive Outpatient				1 in 60 mins	0	1	100.0	209.2	223.2	
	Partial Hospitaliza...	1 in 60 mins				0	1	100.0	209.2	223.2		
	Inpatient MH/SA...	1 in 60 mins				0	1	100.0	209.2	223.2		
		Oakland	07436	1	Routine Office Ba...	1 in 30 mins	0	1	100.0	169.4	169.4	
	Outpatient Mental...				1 in 30 mins	0	1	100.0	170.4	186.4		
	Inpatient Mental...				1 in 60 mins	0	1	100.0	170.4	186.4		
	Intensive Outpatient				1 in 60 mins	0	1	100.0	170.4	186.4		
	Partial Hospitaliza...				1 in 60 mins	0	1	100.0	170.4	186.4		
	Inpatient MH/SA...				1 in 60 mins	0	1	100.0	170.4	186.4		
		Teaneck	07666	1	Routine Office Ba...	1 in 30 mins	0	1	100.0	205.9	205.9	
	Outpatient Mental...				1 in 30 mins	0	1	100.0	207.1	221.5		
	Inpatient Mental...				1 in 60 mins	0	1	100.0	207.1	221.5		
	Intensive Outpatient				1 in 60 mins	0	1	100.0	207.1	221.5		
	Partial Hospitaliza...				1 in 60 mins	0	1	100.0	207.1	221.5		
	Inpatient MH/SA...				1 in 60 mins	0	1	100.0	207.1	221.5		
		Tenafly	07670	1	Routine Office Ba...	1 in 30 mins	0	1	100.0	171.4	171.4	
	Outpatient Mental...				1 in 30 mins	0	1	100.0	172.4	184.4		
Inpatient Mental...	1 in 60 mins				0	1	100.0	172.4	184.4			
Intensive Outpatient	1 in 60 mins				0	1	100.0	172.4	184.4			
Partial Hospitaliza...	1 in 60 mins				0	1	100.0	172.4	184.4			
Inpatient MH/SA...	1 in 60 mins				0	1	100.0	172.4	184.4			
	Township of...	07676	1	Routine Office Ba...	1 in 30 mins	0	1	100.0	198.0	198.0		
Outpatient Mental...				1 in 30 mins	0	1	100.0	199.3	215.2			
Inpatient Mental...				1 in 60 mins	0	1	100.0	199.3	215.2			
Intensive Outpatient				1 in 60 mins	0	1	100.0	199.3	215.2			
Partial Hospitaliza...				1 in 60 mins	0	1	100.0	199.3	215.2			
Inpatient MH/SA...				1 in 60 mins	0	1	100.0	199.3	215.2			
	Burlington	Burlington	08016	2	Routine Office Ba...	1 in 30 mins	0	2	100.0	260.2	260.2	
					Outpatient Mental...	1 in 30 mins	0	2	100.0	261.2	277.2	

Access Detail for All Employees Without Access

June 2022

Created for...
Cigna Payer Solutions Vermont PPO

Access Analysis
VT State Access
Distance Method
Estimated Driving Distance
Employee / Provider Groups
All Employees
Routine Office Based Mental Health and Substance Abuse Services
Outpatient Mental Health/Substance Abuse Services
Inpatient Mental Health
Intensive Outpatient
Partial Hospitalization
Inpatient MH/SA or Residential MH/SA

All Employees												
State Name	County	City	Zip Code	Employee	Provider		Counts	Without Access		Average Time		
				#	Group	Standard	#	#	%	1	2	
New Jersey	Burlington	Burlington	08016	2	Inpatient Mental...	1 in 60 mins	0	2	100.0	261.2	277.2	
					Intensive Outpatient	1 in 60 mins	0	2	100.0	261.2	277.2	
				Partial Hospitaliza...	1 in 60 mins	0	2	100.0	261.2	277.2		
				Inpatient MH/SA...	1 in 60 mins	0	2	100.0	261.2	277.2		
				Routine Office Ba...	1 in 30 mins	0	3	100.0	249.3	249.3		
				Outpatient Mental...	1 in 30 mins	0	3	100.0	250.3	263.6		
			Medford	08055		Inpatient Mental...	1 in 60 mins	0	3	100.0	250.3	263.6
					Intensive Outpatient	1 in 60 mins	0	3	100.0	250.3	263.6	
				Partial Hospitaliza...	1 in 60 mins	0	3	100.0	250.3	263.6		
				Inpatient MH/SA...	1 in 60 mins	0	3	100.0	250.3	263.6		
				Routine Office Ba...	1 in 30 mins	0	1	100.0	239.1	239.1		
				Outpatient Mental...	1 in 30 mins	0	1	100.0	240.1	253.7		
		Mount Holly	08060	1	Inpatient Mental...	1 in 60 mins	0	1	100.0	240.1	253.7	
				Intensive Outpatient	1 in 60 mins	0	1	100.0	240.1	253.7		
			Partial Hospitaliza...	1 in 60 mins	0	1	100.0	240.1	253.7			
			Inpatient MH/SA...	1 in 60 mins	0	1	100.0	240.1	253.7			
			Routine Office Ba...	1 in 30 mins	0	1	100.0	269.1	269.1			
			Outpatient Mental...	1 in 30 mins	0	1	100.0	270.1	286.8			
		Riverton	08077	1	Inpatient Mental...	1 in 60 mins	0	1	100.0	270.1	286.8	
				Intensive Outpatient	1 in 60 mins	0	1	100.0	270.1	286.8		
			Partial Hospitaliza...	1 in 60 mins	0	1	100.0	270.1	286.8			
			Inpatient MH/SA...	1 in 60 mins	0	1	100.0	270.1	286.8			
			Routine Office Ba...	1 in 30 mins	0	1	100.0	247.8	247.8			
			Outpatient Mental...	1 in 30 mins	0	1	100.0	248.7	261.3			
	Vincentown	08088		Inpatient Mental...	1 in 60 mins	0	1	100.0	248.7	261.3		
			Intensive Outpatient	1 in 60 mins	0	1	100.0	248.7	261.3			
		Partial Hospitaliza...	1 in 60 mins	0	1	100.0	248.7	261.3				
		Inpatient MH/SA...	1 in 60 mins	0	1	100.0	248.7	261.3				
		Routine Office Ba...	1 in 30 mins	0	1	100.0	258.4	258.4				
		Outpatient Mental...	1 in 30 mins	0	1	100.0	259.3	273.0				
	Camden	Berlin	08009		Inpatient Mental...	1 in 60 mins	0	1	100.0	259.3	273.0	
				Intensive Outpatient	1 in 60 mins	0	1	100.0	259.3	273.0		
		Partial Hospitaliza...	1 in 60 mins	0	1	100.0	259.3	273.0				
		Inpatient MH/SA...	1 in 60 mins	0	1	100.0	259.3	273.0				
		Routine Office Ba...	1 in 30 mins	0	1	100.0	327.8	327.8				
		Outpatient Mental...	1 in 30 mins	0	1	100.0	328.9	349.1				
	Camden	08104			Inpatient Mental...	1 in 60 mins	0	1	100.0	328.9	349.1	
				Intensive Outpatient	1 in 60 mins	0	1	100.0	328.9	349.1		
		Partial Hospitaliza...	1 in 60 mins	0	1	100.0	328.9	349.1				
		Inpatient MH/SA...	1 in 60 mins	0	1	100.0	328.9	349.1				
		Routine Office Ba...	1 in 30 mins	0	1	100.0	327.8	327.8				
		Outpatient Mental...	1 in 30 mins	0	1	100.0	328.9	349.1				

Access Detail for All Employees Without Access

June 2022

Created for...
Cigna Payer Solutions Vermont PPO

Access Analysis
VT State Access

Distance Method
Estimated Driving Distance

Employee / Provider Groups
All Employees
Routine Office Based Mental Health and Substance Abuse Services
Outpatient Mental Health/Substance Abuse Services
Inpatient Mental Health
Intensive Outpatient
Partial Hospitalization
Inpatient MH/SA or Residential MH/SA

All Employees												
State Name	County	City	Zip Code	Employee	Provider		Counts	Without Access		Average Time		
				#	Group	Standard	#	#	%	1	2	
New Jersey	Camden	Camden	08105	1	Routine Office Ba...	1 in 30 mins	0	1	100.0	324.1	324.1	
					Outpatient Mental...	1 in 30 mins	0	1	100.0	325.4	345.4	
					Inpatient Mental...	1 in 60 mins	0	1	100.0	325.4	345.4	
					Intensive Outpatient	1 in 60 mins	0	1	100.0	325.4	345.4	
					Partial Hospitaliza...	1 in 60 mins	0	1	100.0	325.4	345.4	
					Inpatient MH/SA...	1 in 60 mins	0	1	100.0	325.4	345.4	
			Haddonfield	08033	2	Routine Office Ba...	1 in 30 mins	0	2	100.0	327.5	327.5
					Outpatient Mental...	1 in 30 mins	0	2	100.0	328.8	348.1	
					Inpatient Mental...	1 in 60 mins	0	2	100.0	328.8	348.1	
					Intensive Outpatient	1 in 60 mins	0	2	100.0	328.8	348.1	
					Partial Hospitaliza...	1 in 60 mins	0	2	100.0	328.8	348.1	
					Inpatient MH/SA...	1 in 60 mins	0	2	100.0	328.8	348.1	
		Voorhees	08043	2	Routine Office Ba...	1 in 30 mins	0	2	100.0	280.2	280.2	
				Outpatient Mental...	1 in 30 mins	0	2	100.0	281.2	297.0		
				Inpatient Mental...	1 in 60 mins	0	2	100.0	281.2	297.0		
				Intensive Outpatient	1 in 60 mins	0	2	100.0	281.2	297.0		
				Partial Hospitaliza...	1 in 60 mins	0	2	100.0	281.2	297.0		
				Inpatient MH/SA...	1 in 60 mins	0	2	100.0	281.2	297.0		
		Essex	Caldwell	07006	1	Routine Office Ba...	1 in 30 mins	0	1	100.0	184.0	184.0
					Outpatient Mental...	1 in 30 mins	0	1	100.0	185.0	200.2	
					Inpatient Mental...	1 in 60 mins	0	1	100.0	185.0	200.2	
					Intensive Outpatient	1 in 60 mins	0	1	100.0	185.0	200.2	
					Partial Hospitaliza...	1 in 60 mins	0	1	100.0	185.0	200.2	
					Inpatient MH/SA...	1 in 60 mins	0	1	100.0	185.0	200.2	
	Cedar Grove		07009	1	Routine Office Ba...	1 in 30 mins	0	1	100.0	182.6	182.6	
				Outpatient Mental...	1 in 30 mins	0	1	100.0	183.6	198.3		
				Inpatient Mental...	1 in 60 mins	0	1	100.0	183.6	198.3		
				Intensive Outpatient	1 in 60 mins	0	1	100.0	183.6	198.3		
				Partial Hospitaliza...	1 in 60 mins	0	1	100.0	183.6	198.3		
				Inpatient MH/SA...	1 in 60 mins	0	1	100.0	183.6	198.3		
	Glen Ridge	07028	1	Routine Office Ba...	1 in 30 mins	0	1	100.0	218.8	218.8		
			Outpatient Mental...	1 in 30 mins	0	1	100.0	219.9	236.4			
			Inpatient Mental...	1 in 60 mins	0	1	100.0	219.9	236.4			
			Intensive Outpatient	1 in 60 mins	0	1	100.0	219.9	236.4			
			Partial Hospitaliza...	1 in 60 mins	0	1	100.0	219.9	236.4			
			Inpatient MH/SA...	1 in 60 mins	0	1	100.0	219.9	236.4			
	Irvington	07111	1	Routine Office Ba...	1 in 30 mins	0	1	100.0	227.0	227.0		
			Outpatient Mental...	1 in 30 mins	0	1	100.0	228.1	244.3			
			Inpatient Mental...	1 in 60 mins	0	1	100.0	228.1	244.3			
			Intensive Outpatient	1 in 60 mins	0	1	100.0	228.1	244.3			

Access Detail for All Employees Without Access

June 2022

Created for...
Cigna Payer Solutions Vermont PPO

- Access Analysis
- VT State Access
- Distance Method
- Estimated Driving Distance
- Employee / Provider Groups
- All Employees
- Routine Office Based Mental Health and Substance Abuse Services
- Outpatient Mental Health/Substance Abuse Services
- Inpatient Mental Health
- Intensive Outpatient
- Partial Hospitalization
- Inpatient MH/SA or Residential MH/SA

All Employees													
State Name	County	City	Zip Code	Employee	Provider		Counts	Without Access		Average Time			
				#	Group	Standard	#	#	%	1	2		
New Jersey	Essex	Irvington	07111	1	Partial Hospitaliza...	1 in 60 mins	0	1	100.0	228.1	244.3		
					Inpatient MH/SA...	1 in 60 mins	0	1	100.0	228.1	244.3		
			Maplewood	07040	3	Routine Office Ba...	1 in 30 mins	0	3	100.0	227.7	227.7	
					Outpatient Mental...	1 in 30 mins	0	3	100.0	228.9	245.6		
							Inpatient Mental...	1 in 60 mins	0	3	100.0	228.9	245.6
							Intensive Outpatient	1 in 60 mins	0	3	100.0	228.9	245.6
							Partial Hospitaliza...	1 in 60 mins	0	3	100.0	228.9	245.6
							Inpatient MH/SA...	1 in 60 mins	0	3	100.0	228.9	245.6
			Millburn	07041	1	Routine Office Ba...	1 in 30 mins	0	1	100.0	194.6	194.6	
					Outpatient Mental...	1 in 30 mins	0	1	100.0	195.6	210.1		
							Inpatient Mental...	1 in 60 mins	0	1	100.0	195.6	210.1
							Intensive Outpatient	1 in 60 mins	0	1	100.0	195.6	210.1
							Partial Hospitaliza...	1 in 60 mins	0	1	100.0	195.6	210.1
							Inpatient MH/SA...	1 in 60 mins	0	1	100.0	195.6	210.1
			Montclair	07042	1	Routine Office Ba...	1 in 30 mins	0	1	100.0	218.2	218.2	
						Outpatient Mental...	1 in 30 mins	0	1	100.0	219.3	236.1	
							Inpatient Mental...	1 in 60 mins	0	1	100.0	219.3	236.1
							Intensive Outpatient	1 in 60 mins	0	1	100.0	219.3	236.1
							Partial Hospitaliza...	1 in 60 mins	0	1	100.0	219.3	236.1
							Inpatient MH/SA...	1 in 60 mins	0	1	100.0	219.3	236.1
			07043		4	Routine Office Ba...	1 in 30 mins	0	4	100.0	215.3	215.3	
						Outpatient Mental...	1 in 30 mins	0	4	100.0	216.5	233.3	
							Inpatient Mental...	1 in 60 mins	0	4	100.0	216.5	233.3
							Intensive Outpatient	1 in 60 mins	0	4	100.0	216.5	233.3
							Partial Hospitaliza...	1 in 60 mins	0	4	100.0	216.5	233.3
							Inpatient MH/SA...	1 in 60 mins	0	4	100.0	216.5	233.3
			Newark	07102	1	Routine Office Ba...	1 in 30 mins	0	1	100.0	224.6	224.6	
						Outpatient Mental...	1 in 30 mins	0	1	100.0	225.7	241.2	
					Inpatient Mental...	1 in 60 mins	0	1	100.0	225.7	241.2		
					Intensive Outpatient	1 in 60 mins	0	1	100.0	225.7	241.2		
					Partial Hospitaliza...	1 in 60 mins	0	1	100.0	225.7	241.2		
					Inpatient MH/SA...	1 in 60 mins	0	1	100.0	225.7	241.2		
	Short Hills	07078	1	Routine Office Ba...	1 in 30 mins	0	1	100.0	194.5	194.5			
				Outpatient Mental...	1 in 30 mins	0	1	100.0	195.4	210.6			
					Inpatient Mental...	1 in 60 mins	0	1	100.0	195.4	210.6		
					Intensive Outpatient	1 in 60 mins	0	1	100.0	195.4	210.6		
					Partial Hospitaliza...	1 in 60 mins	0	1	100.0	195.4	210.6		
					Inpatient MH/SA...	1 in 60 mins	0	1	100.0	195.4	210.6		
	South Orange	07079	1	Routine Office Ba...	1 in 30 mins	0	1	100.0	225.6	225.6			
				Outpatient Mental...	1 in 30 mins	0	1	100.0	226.8	243.6			

Access Detail for All Employees Without Access

June 2022

Created for...
Cigna Payer Solutions Vermont PPO

Access Analysis
VT State Access

Distance Method
Estimated Driving Distance

Employee / Provider Groups
All Employees
Routine Office Based Mental Health and Substance Abuse Services
Outpatient Mental Health/Substance Abuse Services
Inpatient Mental Health
Intensive Outpatient
Partial Hospitalization
Inpatient MH/SA or Residential MH/SA

All Employees														
State Name	County	City	Zip Code	Employee	Provider		Counts	Without Access		Average Time				
				#	Group	Standard	#	#	%	1	2			
New Jersey	Essex	South Orange	07079	1	Inpatient Mental...	1 in 60 mins	0	1	100.0	226.8	243.6			
					Intensive Outpatient	1 in 60 mins	0	1	100.0	226.8	243.6			
					Partial Hospitaliza...	1 in 60 mins	0	1	100.0	226.8	243.6			
					Inpatient MH/SA...	1 in 60 mins	0	1	100.0	226.8	243.6			
		Hudson	Hoboken	07030	2	Routine Office Ba...	1 in 30 mins	0	2	100.0	220.5	220.5		
					Outpatient Mental...	1 in 30 mins	0	2	100.0	221.6	235.3			
					Inpatient Mental...	1 in 60 mins	0	2	100.0	221.6	235.3			
					Intensive Outpatient	1 in 60 mins	0	2	100.0	221.6	235.3			
			Union City	07087	1	Routine Office Ba...	1 in 30 mins	0	1	100.0	218.1	218.1		
		Outpatient Mental...			1 in 30 mins	0	1	100.0	219.2	233.0				
		Inpatient Mental...			1 in 60 mins	0	1	100.0	219.2	233.0				
		Intensive Outpatient			1 in 60 mins	0	1	100.0	219.2	233.0				
				Flemington	08822	1	Partial Hospitaliza...	1 in 60 mins	0	1	100.0	219.2	233.0	
			Routine Office Ba...			1 in 30 mins	0	1	100.0	205.2	205.2			
			Outpatient Mental...			1 in 30 mins	0	1	100.0	206.0	222.9			
			Inpatient Mental...			1 in 60 mins	0	1	100.0	206.0	222.9			
				Mercer	Pennington	08534	1	Intensive Outpatient	1 in 60 mins	0	1	100.0	206.0	222.9
			Partial Hospitaliza...				1 in 60 mins	0	1	100.0	206.0	222.9		
			Inpatient MH/SA...				1 in 60 mins	0	1	100.0	206.0	222.9		
			Routine Office Ba...				1 in 30 mins	0	3	100.0	216.6	216.6		
					Princeton	08540	3	Outpatient Mental...	1 in 30 mins	0	3	100.0	217.5	232.8
				Inpatient Mental...			1 in 60 mins	0	3	100.0	217.5	232.8		
				Intensive Outpatient			1 in 60 mins	0	3	100.0	217.5	232.8		
				Partial Hospitaliza...			1 in 60 mins	0	3	100.0	217.5	232.8		
				08542		3	Inpatient MH/SA...	1 in 60 mins	0	3	100.0	217.5	232.8	
			Routine Office Ba...			1 in 30 mins	0	3	100.0	210.9	210.9			
			Outpatient Mental...			1 in 30 mins	0	3	100.0	211.9	226.2			
			Inpatient Mental...			1 in 60 mins	0	3	100.0	211.9	226.2			
						1	Intensive Outpatient	1 in 60 mins	0	3	100.0	211.9	226.2	
						1	Partial Hospitaliza...	1 in 60 mins	0	3	100.0	211.9	226.2	
						1	Inpatient MH/SA...	1 in 60 mins	0	3	100.0	211.9	226.2	
						1	Routine Office Ba...	1 in 30 mins	0	1	100.0	273.7	273.7	
						1	Outpatient Mental...	1 in 30 mins	0	1	100.0	275.0	293.6	
						1	Inpatient Mental...	1 in 60 mins	0	1	100.0	275.0	293.6	
						1	Intensive Outpatient	1 in 60 mins	0	1	100.0	275.0	293.6	
						1	Partial Hospitaliza...	1 in 60 mins	0	1	100.0	275.0	293.6	
						1	Inpatient MH/SA...	1 in 60 mins	0	1	100.0	275.0	293.6	

Access Detail for All Employees Without Access

June 2022

Created for...
Cigna Payer Solutions Vermont PPO

- Access Analysis
- VT State Access
- Distance Method
- Estimated Driving Distance
- Employee / Provider Groups
- All Employees
- Routine Office Based Mental Health and Substance Abuse Services
- Outpatient Mental Health/Substance Abuse Services
- Inpatient Mental Health
- Intensive Outpatient
- Partial Hospitalization
- Inpatient MH/SA or Residential MH/SA

All Employees											
State Name	County	City	Zip Code	Employee	Provider		Counts	Without Access		Average Time	
				#	Group	Standard	#	#	%	1	2
New Jersey	Mercer	Princeton Ju...	08550	1	Routine Office Ba...	1 in 30 mins	0	1	100.0	214.8	214.8
					Outpatient Mental...	1 in 30 mins	0	1	100.0	215.7	229.5
					Inpatient Mental...	1 in 60 mins	0	1	100.0	215.7	229.5
					Intensive Outpatient	1 in 60 mins	0	1	100.0	215.7	229.5
					Partial Hospitaliza...	1 in 60 mins	0	1	100.0	215.7	229.5
					Inpatient MH/SA...	1 in 60 mins	0	1	100.0	215.7	229.5
	Middlesex	Dayton	08810	1	Routine Office Ba...	1 in 30 mins	0	1	100.0	227.4	227.4
					Outpatient Mental...	1 in 30 mins	0	1	100.0	228.3	243.0
					Inpatient Mental...	1 in 60 mins	0	1	100.0	228.3	243.0
					Intensive Outpatient	1 in 60 mins	0	1	100.0	228.3	243.0
					Partial Hospitaliza...	1 in 60 mins	0	1	100.0	228.3	243.0
					Inpatient MH/SA...	1 in 60 mins	0	1	100.0	228.3	243.0
		Monroe Tow...	08831	1	Routine Office Ba...	1 in 30 mins	0	1	100.0	208.1	208.1
					Outpatient Mental...	1 in 30 mins	0	1	100.0	209.0	221.4
					Inpatient Mental...	1 in 60 mins	0	1	100.0	209.0	221.4
					Intensive Outpatient	1 in 60 mins	0	1	100.0	209.0	221.4
					Partial Hospitaliza...	1 in 60 mins	0	1	100.0	209.0	221.4
					Inpatient MH/SA...	1 in 60 mins	0	1	100.0	209.0	221.4
	Piscataway	08854	3	Routine Office Ba...	1 in 30 mins	0	3	100.0	211.6	211.6	
				Outpatient Mental...	1 in 30 mins	0	3	100.0	212.7	227.8	
				Inpatient Mental...	1 in 60 mins	0	3	100.0	212.7	227.8	
				Intensive Outpatient	1 in 60 mins	0	3	100.0	212.7	227.8	
				Partial Hospitaliza...	1 in 60 mins	0	3	100.0	212.7	227.8	
				Inpatient MH/SA...	1 in 60 mins	0	3	100.0	212.7	227.8	
Monmouth	Belmar	07719	1	Routine Office Ba...	1 in 30 mins	0	1	100.0	234.4	234.4	
				Outpatient Mental...	1 in 30 mins	0	1	100.0	235.5	244.5	
				Inpatient Mental...	1 in 60 mins	0	1	100.0	235.5	244.5	
				Intensive Outpatient	1 in 60 mins	0	1	100.0	235.5	244.5	
				Partial Hospitaliza...	1 in 60 mins	0	1	100.0	235.5	244.5	
				Inpatient MH/SA...	1 in 60 mins	0	1	100.0	235.5	244.5	
	Brielle	08730	1	Routine Office Ba...	1 in 30 mins	0	1	100.0	240.0	240.0	
				Outpatient Mental...	1 in 30 mins	0	1	100.0	240.9	249.8	
				Inpatient Mental...	1 in 60 mins	0	1	100.0	240.9	249.8	
				Intensive Outpatient	1 in 60 mins	0	1	100.0	240.9	249.8	
				Partial Hospitaliza...	1 in 60 mins	0	1	100.0	240.9	249.8	
				Inpatient MH/SA...	1 in 60 mins	0	1	100.0	240.9	249.8	
Eatontown	07724	1	Routine Office Ba...	1 in 30 mins	0	1	100.0	224.2	224.2		
			Outpatient Mental...	1 in 30 mins	0	1	100.0	225.2	234.9		
			Inpatient Mental...	1 in 60 mins	0	1	100.0	225.2	234.9		
			Intensive Outpatient	1 in 60 mins	0	1	100.0	225.2	234.9		

Access Detail for All Employees Without Access

June 2022

Created for...
Cigna Payer Solutions Vermont PPO

- Access Analysis
- VT State Access
- Distance Method
- Estimated Driving Distance
- Employee / Provider Groups
- All Employees
- Routine Office Based Mental Health and Substance Abuse Services
- Outpatient Mental Health/Substance Abuse Services
- Inpatient Mental Health
- Intensive Outpatient
- Partial Hospitalization
- Inpatient MH/SA or Residential MH/SA

All Employees											
State Name	County	City	Zip Code	Employee	Provider		Counts	Without Access		Average Time	
				#	Group	Standard	#	#	%	1	2
New Jersey	Monmouth	Eatontown	07724	1	Partial Hospitaliza...	1 in 60 mins	0	1	100.0	225.2	234.9
					Inpatient MH/SA...	1 in 60 mins	0	1	100.0	225.2	234.9
					Routine Office Ba...	1 in 30 mins	0	1	100.0	217.6	217.6
		Matawan	07747	1	Outpatient Mental...	1 in 30 mins	0	1	100.0	218.6	230.7
					Inpatient Mental...	1 in 60 mins	0	1	100.0	218.6	230.7
					Intensive Outpatient	1 in 60 mins	0	1	100.0	218.6	230.7
		Navesink	07752	1	Partial Hospitaliza...	1 in 60 mins	0	1	100.0	218.6	230.7
					Inpatient MH/SA...	1 in 60 mins	0	1	100.0	218.6	230.7
					Routine Office Ba...	1 in 30 mins	0	1	100.0	215.0	215.0
		Rumson	07760	2	Outpatient Mental...	1 in 30 mins	0	1	100.0	216.0	225.7
					Inpatient Mental...	1 in 60 mins	0	1	100.0	216.0	225.7
					Intensive Outpatient	1 in 60 mins	0	1	100.0	216.0	225.7
		Shrewsbury	07702	1	Partial Hospitaliza...	1 in 60 mins	0	1	100.0	216.0	225.7
					Inpatient MH/SA...	1 in 60 mins	0	1	100.0	216.0	225.7
					Routine Office Ba...	1 in 30 mins	0	1	100.0	216.0	225.7
	Morris	Boonton	07005	2	Routine Office Ba...	1 in 30 mins	0	2	100.0	197.2	197.2
					Outpatient Mental...	1 in 30 mins	0	2	100.0	198.2	206.6
					Inpatient Mental...	1 in 60 mins	0	2	100.0	198.2	206.6
					Intensive Outpatient	1 in 60 mins	0	2	100.0	198.2	206.6
					Partial Hospitaliza...	1 in 60 mins	0	2	100.0	198.2	206.6
					Inpatient MH/SA...	1 in 60 mins	0	2	100.0	198.2	206.6
		Butler	07405	1	Routine Office Ba...	1 in 30 mins	0	1	100.0	222.2	222.2
					Outpatient Mental...	1 in 30 mins	0	1	100.0	223.2	233.0
					Inpatient Mental...	1 in 60 mins	0	1	100.0	223.2	233.0
					Intensive Outpatient	1 in 60 mins	0	1	100.0	223.2	233.0
					Partial Hospitaliza...	1 in 60 mins	0	1	100.0	223.2	233.0
					Inpatient MH/SA...	1 in 60 mins	0	1	100.0	223.2	233.0
	Chatham	07928	3	Routine Office Ba...	1 in 30 mins	0	2	100.0	166.2	166.2	
				Outpatient Mental...	1 in 30 mins	0	2	100.0	167.1	182.7	
				Inpatient Mental...	1 in 60 mins	0	2	100.0	167.1	182.7	
Intensive Outpatient				1 in 60 mins	0	2	100.0	167.1	182.7		
Partial Hospitaliza...				1 in 60 mins	0	2	100.0	167.1	182.7		
Inpatient MH/SA...				1 in 60 mins	0	2	100.0	167.1	182.7		

Access Detail for All Employees Without Access

June 2022

Created for...
Cigna Payer Solutions Vermont PPO

Access Analysis
VT State Access

Distance Method
Estimated Driving Distance

Employee / Provider Groups
All Employees
Routine Office Based Mental Health and Substance Abuse Services
Outpatient Mental Health/Substance Abuse Services
Inpatient Mental Health
Intensive Outpatient
Partial Hospitalization
Inpatient MH/SA or Residential MH/SA

All Employees													
State Name	County	City	Zip Code	Employee	Provider		Counts	Without Access		Average Time			
				#	Group	Standard	#	#	%	1	2		
New Jersey	Morris	Chatham	07928	3	Inpatient Mental...	1 in 60 mins	0	3	100.0	197.1	212.7		
					Intensive Outpatient	1 in 60 mins	0	3	100.0	197.1	212.7		
					Partial Hospitaliza...	1 in 60 mins	0	3	100.0	197.1	212.7		
				Denville	07834	1	Inpatient MH/SA...	1 in 60 mins	0	3	100.0	197.1	212.7
							Routine Office Ba...	1 in 30 mins	0	1	100.0	186.7	186.7
							Outpatient Mental...	1 in 30 mins	0	1	100.0	187.8	205.4
		Ledgewood	07852			1	Inpatient Mental...	1 in 60 mins	0	1	100.0	187.8	205.4
							Intensive Outpatient	1 in 60 mins	0	1	100.0	187.8	205.4
							Partial Hospitaliza...	1 in 60 mins	0	1	100.0	187.8	205.4
				Mendham	07945	1	Inpatient MH/SA...	1 in 60 mins	0	1	100.0	187.8	205.4
							Routine Office Ba...	1 in 30 mins	0	1	100.0	174.5	174.5
							Outpatient Mental...	1 in 30 mins	0	1	100.0	175.5	193.0
		Montville	07045			1	Inpatient Mental...	1 in 60 mins	0	1	100.0	175.5	193.0
							Intensive Outpatient	1 in 60 mins	0	1	100.0	175.5	193.0
							Partial Hospitaliza...	1 in 60 mins	0	1	100.0	175.5	193.0
				Morristown	07960	2	Inpatient MH/SA...	1 in 60 mins	0	1	100.0	175.5	193.0
							Routine Office Ba...	1 in 30 mins	0	1	100.0	180.0	180.0
							Outpatient Mental...	1 in 30 mins	0	1	100.0	180.9	197.3
		Parsippany	07054			2	Inpatient Mental...	1 in 60 mins	0	1	100.0	180.9	197.3
							Intensive Outpatient	1 in 60 mins	0	1	100.0	180.9	197.3
							Partial Hospitaliza...	1 in 60 mins	0	1	100.0	180.9	197.3
						1	Inpatient MH/SA...	1 in 60 mins	0	1	100.0	180.9	197.3
							Routine Office Ba...	1 in 30 mins	0	1	100.0	182.1	182.1
							Outpatient Mental...	1 in 30 mins	0	1	100.0	183.2	199.8
						1	Inpatient Mental...	1 in 60 mins	0	1	100.0	183.2	199.8
							Intensive Outpatient	1 in 60 mins	0	1	100.0	183.2	199.8
							Partial Hospitaliza...	1 in 60 mins	0	1	100.0	183.2	199.8
						2	Inpatient MH/SA...	1 in 60 mins	0	1	100.0	183.2	199.8
							Routine Office Ba...	1 in 30 mins	0	2	100.0	193.8	193.8
							Outpatient Mental...	1 in 30 mins	0	2	100.0	194.7	211.8
		2	Inpatient Mental...			1 in 60 mins	0	2	100.0	194.7	211.8		
			Intensive Outpatient			1 in 60 mins	0	2	100.0	194.7	211.8		
			Partial Hospitaliza...			1 in 60 mins	0	2	100.0	194.7	211.8		
				2	Inpatient MH/SA...	1 in 60 mins	0	2	100.0	194.7	211.8		
					Routine Office Ba...	1 in 30 mins	0	2	100.0	186.9	186.9		
					Outpatient Mental...	1 in 30 mins	0	2	100.0	188.0	204.7		
				2	Inpatient Mental...	1 in 60 mins	0	2	100.0	188.0	204.7		
					Intensive Outpatient	1 in 60 mins	0	2	100.0	188.0	204.7		
					Partial Hospitaliza...	1 in 60 mins	0	2	100.0	188.0	204.7		
				2	Inpatient MH/SA...	1 in 60 mins	0	2	100.0	188.0	204.7		
					Routine Office Ba...	1 in 30 mins	0	2	100.0	188.0	204.7		
					Outpatient Mental...	1 in 30 mins	0	2	100.0	188.0	204.7		

Access Detail for All Employees Without Access

June 2022

Created for...
Cigna Payer Solutions Vermont PPO

Access Analysis
VT State Access

Distance Method
Estimated Driving Distance

Employee / Provider Groups
All Employees
Routine Office Based Mental Health and Substance Abuse Services
Outpatient Mental Health/Substance Abuse Services
Inpatient Mental Health
Intensive Outpatient
Partial Hospitalization
Inpatient MH/SA or Residential MH/SA

All Employees												
State Name	County	City	Zip Code	Employee	Provider		Counts	Without Access		Average Time		
				#	Group	Standard	#	#	%	1	2	
New Jersey	Ocean	Toms River	08753	1	Routine Office Ba...	1 in 30 mins	0	1	100.0	252.2	252.2	
					Outpatient Mental...	1 in 30 mins	0	1	100.0	253.2	262.4	
					Inpatient Mental...	1 in 60 mins	0	1	100.0	253.2	262.4	
					Intensive Outpatient	1 in 60 mins	0	1	100.0	253.2	262.4	
					Partial Hospitaliza...	1 in 60 mins	0	1	100.0	253.2	262.4	
					Inpatient MH/SA...	1 in 60 mins	0	1	100.0	253.2	262.4	
		Tuckerton	08087	1	Routine Office Ba...	1 in 30 mins	0	1	100.0	260.4	260.4	
				Outpatient Mental...	1 in 30 mins	0	1	100.0	261.3	270.1		
				Inpatient Mental...	1 in 60 mins	0	1	100.0	261.3	270.1		
				Intensive Outpatient	1 in 60 mins	0	1	100.0	261.3	270.1		
				Partial Hospitaliza...	1 in 60 mins	0	1	100.0	261.3	270.1		
				Inpatient MH/SA...	1 in 60 mins	0	1	100.0	261.3	270.1		
		Passaic	Clifton	07011	1	Routine Office Ba...	1 in 30 mins	0	1	100.0	210.2	210.2
					Outpatient Mental...	1 in 30 mins	0	1	100.0	211.3	227.7	
					Inpatient Mental...	1 in 60 mins	0	1	100.0	211.3	227.7	
					Intensive Outpatient	1 in 60 mins	0	1	100.0	211.3	227.7	
					Partial Hospitaliza...	1 in 60 mins	0	1	100.0	211.3	227.7	
					Inpatient MH/SA...	1 in 60 mins	0	1	100.0	211.3	227.7	
		Hawthorne	07506	1	Routine Office Ba...	1 in 30 mins	0	1	100.0	203.2	203.2	
					Outpatient Mental...	1 in 30 mins	0	1	100.0	204.4	221.6	
					Inpatient Mental...	1 in 60 mins	0	1	100.0	204.4	221.6	
					Intensive Outpatient	1 in 60 mins	0	1	100.0	204.4	221.6	
					Partial Hospitaliza...	1 in 60 mins	0	1	100.0	204.4	221.6	
					Inpatient MH/SA...	1 in 60 mins	0	1	100.0	204.4	221.6	
	Passaic	07055	2	Routine Office Ba...	1 in 30 mins	0	2	100.0	211.6	211.6		
				Outpatient Mental...	1 in 30 mins	0	2	100.0	212.7	228.7		
				Inpatient Mental...	1 in 60 mins	0	2	100.0	212.7	228.7		
				Intensive Outpatient	1 in 60 mins	0	2	100.0	212.7	228.7		
				Partial Hospitaliza...	1 in 60 mins	0	2	100.0	212.7	228.7		
				Inpatient MH/SA...	1 in 60 mins	0	2	100.0	212.7	228.7		
	Somerset	Basking Ridge	07920	1	Routine Office Ba...	1 in 30 mins	0	1	100.0	186.3	186.3	
				Outpatient Mental...	1 in 30 mins	0	1	100.0	187.2	202.5		
				Inpatient Mental...	1 in 60 mins	0	1	100.0	187.2	202.5		
				Intensive Outpatient	1 in 60 mins	0	1	100.0	187.2	202.5		
				Partial Hospitaliza...	1 in 60 mins	0	1	100.0	187.2	202.5		
				Inpatient MH/SA...	1 in 60 mins	0	1	100.0	187.2	202.5		
	Bernardsville	07924	1	Routine Office Ba...	1 in 30 mins	0	1	100.0	183.6	183.6		
				Outpatient Mental...	1 in 30 mins	0	1	100.0	184.4	200.2		
				Inpatient Mental...	1 in 60 mins	0	1	100.0	184.4	200.2		
				Intensive Outpatient	1 in 60 mins	0	1	100.0	184.4	200.2		

Access Detail for All Employees Without Access

June 2022

Created for...
Cigna Payer Solutions Vermont PPO

- Access Analysis
- VT State Access
- Distance Method
- Estimated Driving Distance
- Employee / Provider Groups
- All Employees
- Routine Office Based Mental Health and Substance Abuse Services
- Outpatient Mental Health/Substance Abuse Services
- Inpatient Mental Health
- Intensive Outpatient
- Partial Hospitalization
- Inpatient MH/SA or Residential MH/SA

All Employees													
State Name	County	City	Zip Code	Employee	Provider		Counts	Without Access		Average Time			
				#	Group	Standard	#	#	%	1	2		
New Jersey	Somerset	Bernardsville	07924	1	Partial Hospitaliza...	1 in 60 mins	0	1	100.0	184.4	200.2		
					Inpatient MH/SA...	1 in 60 mins	0	1	100.0	184.4	200.2		
			Bridgewater	08807	2	Routine Office Ba...	1 in 30 mins	0	2	100.0	213.6	213.6	
					Outpatient Mental...	1 in 30 mins	0	2	100.0	214.5	231.4		
							Inpatient Mental...	1 in 60 mins	0	2	100.0	214.5	231.4
							Intensive Outpatient	1 in 60 mins	0	2	100.0	214.5	231.4
							Partial Hospitaliza...	1 in 60 mins	0	2	100.0	214.5	231.4
							Inpatient MH/SA...	1 in 60 mins	0	2	100.0	214.5	231.4
				Dunellen	08812	1	Routine Office Ba...	1 in 30 mins	0	1	100.0	208.6	208.6
			Outpatient Mental...			1 in 30 mins	0	1	100.0	209.6	225.2		
						Inpatient Mental...	1 in 60 mins	0	1	100.0	209.6	225.2	
						Intensive Outpatient	1 in 60 mins	0	1	100.0	209.6	225.2	
						Partial Hospitaliza...	1 in 60 mins	0	1	100.0	209.6	225.2	
						Inpatient MH/SA...	1 in 60 mins	0	1	100.0	209.6	225.2	
			Hillsborough	08844	2	Routine Office Ba...	1 in 30 mins	0	2	100.0	201.3	201.3	
					Outpatient Mental...	1 in 30 mins	0	2	100.0	202.2	217.3		
						Inpatient Mental...	1 in 60 mins	0	2	100.0	202.2	217.3	
						Intensive Outpatient	1 in 60 mins	0	2	100.0	202.2	217.3	
						Partial Hospitaliza...	1 in 60 mins	0	2	100.0	202.2	217.3	
						Inpatient MH/SA...	1 in 60 mins	0	2	100.0	202.2	217.3	
			Somerset	08873	2	Routine Office Ba...	1 in 30 mins	0	2	100.0	217.2	217.2	
					Outpatient Mental...	1 in 30 mins	0	2	100.0	218.1	233.5		
						Inpatient Mental...	1 in 60 mins	0	2	100.0	218.1	233.5	
						Intensive Outpatient	1 in 60 mins	0	2	100.0	218.1	233.5	
						Partial Hospitaliza...	1 in 60 mins	0	2	100.0	218.1	233.5	
						Inpatient MH/SA...	1 in 60 mins	0	2	100.0	218.1	233.5	
			Somerville	08876	1	Routine Office Ba...	1 in 30 mins	0	1	100.0	214.3	214.3	
					Outpatient Mental...	1 in 30 mins	0	1	100.0	215.4	232.2		
						Inpatient Mental...	1 in 60 mins	0	1	100.0	215.4	232.2	
						Intensive Outpatient	1 in 60 mins	0	1	100.0	215.4	232.2	
					Partial Hospitaliza...	1 in 60 mins	0	1	100.0	215.4	232.2		
					Inpatient MH/SA...	1 in 60 mins	0	1	100.0	215.4	232.2		
	Sussex	Newton	07860	3	Routine Office Ba...	1 in 30 mins	0	3	100.0	166.5	166.5		
				Outpatient Mental...	1 in 30 mins	0	3	100.0	167.4	187.3			
					Inpatient Mental...	1 in 60 mins	0	3	100.0	167.4	187.3		
					Intensive Outpatient	1 in 60 mins	0	3	100.0	167.4	187.3		
					Partial Hospitaliza...	1 in 60 mins	0	3	100.0	167.4	187.3		
					Inpatient MH/SA...	1 in 60 mins	0	3	100.0	167.4	187.3		
		Sparta	07871	2	Routine Office Ba...	1 in 30 mins	0	2	100.0	163.9	163.9		
				Outpatient Mental...	1 in 30 mins	0	2	100.0	164.9	183.4			

Access Detail for All Employees Without Access

June 2022

Created for...
Cigna Payer Solutions Vermont PPO

- Access Analysis
- VT State Access
- Distance Method
- Estimated Driving Distance
- Employee / Provider Groups
- All Employees
- Routine Office Based Mental Health and Substance Abuse Services
- Outpatient Mental Health/Substance Abuse Services
- Inpatient Mental Health
- Intensive Outpatient
- Partial Hospitalization
- Inpatient MH/SA or Residential MH/SA

All Employees											
State Name	County	City	Zip Code	Employee	Provider		Counts	Without Access		Average Time	
				#	Group	Standard	#	#	%	1	2
New Jersey	Sussex	Sparta	07871	2	Inpatient Mental...	1 in 60 mins	0	2	100.0	164.9	183.4
					Intensive Outpatient	1 in 60 mins	0	2	100.0	164.9	183.4
				Partial Hospitaliza...	1 in 60 mins	0	2	100.0	164.9	183.4	
				Inpatient MH/SA...	1 in 60 mins	0	2	100.0	164.9	183.4	
				1	Routine Office Ba...	1 in 30 mins	0	1	100.0	156.6	156.6
					Outpatient Mental...	1 in 30 mins	0	1	100.0	157.6	175.3
		Stockholm	07460	1	Inpatient Mental...	1 in 60 mins	0	1	100.0	157.6	175.3
					Intensive Outpatient	1 in 60 mins	0	1	100.0	157.6	175.3
				Partial Hospitaliza...	1 in 60 mins	0	1	100.0	157.6	175.3	
				Inpatient MH/SA...	1 in 60 mins	0	1	100.0	157.6	175.3	
				1	Routine Office Ba...	1 in 30 mins	0	1	100.0	150.1	150.1
					Outpatient Mental...	1 in 30 mins	0	1	100.0	150.9	170.7
	Union	Cranford	07016	1	Inpatient Mental...	1 in 60 mins	0	1	100.0	150.9	170.7
					Intensive Outpatient	1 in 60 mins	0	1	100.0	150.9	170.7
				Partial Hospitaliza...	1 in 60 mins	0	1	100.0	150.9	170.7	
				Inpatient MH/SA...	1 in 60 mins	0	1	100.0	150.9	170.7	
				1	Routine Office Ba...	1 in 30 mins	0	1	100.0	235.3	235.3
					Outpatient Mental...	1 in 30 mins	0	1	100.0	236.6	253.2
		Kenilworth	07033	1	Inpatient Mental...	1 in 60 mins	0	1	100.0	236.6	253.2
					Intensive Outpatient	1 in 60 mins	0	1	100.0	236.6	253.2
				Partial Hospitaliza...	1 in 60 mins	0	1	100.0	236.6	253.2	
				Inpatient MH/SA...	1 in 60 mins	0	1	100.0	236.6	253.2	
				1	Routine Office Ba...	1 in 30 mins	0	1	100.0	233.0	233.0
					Outpatient Mental...	1 in 30 mins	0	1	100.0	234.3	251.0
New Provide...	07974	1	Inpatient Mental...	1 in 60 mins	0	1	100.0	234.3	251.0		
			Intensive Outpatient	1 in 60 mins	0	1	100.0	234.3	251.0		
		Partial Hospitaliza...	1 in 60 mins	0	1	100.0	234.3	251.0			
		Inpatient MH/SA...	1 in 60 mins	0	1	100.0	234.3	251.0			
		1	Routine Office Ba...	1 in 30 mins	0	1	100.0	199.2	199.2		
			Outpatient Mental...	1 in 30 mins	0	1	100.0	200.1	215.7		
Union	07083	1	Inpatient Mental...	1 in 60 mins	0	1	100.0	200.1	215.7		
			Intensive Outpatient	1 in 60 mins	0	1	100.0	200.1	215.7		
		Partial Hospitaliza...	1 in 60 mins	0	1	100.0	200.1	215.7			
		Inpatient MH/SA...	1 in 60 mins	0	1	100.0	200.1	215.7			
		1	Routine Office Ba...	1 in 30 mins	0	1	100.0	230.9	230.9		
			Outpatient Mental...	1 in 30 mins	0	1	100.0	232.0	248.6		
		1	Inpatient Mental...	1 in 60 mins	0	1	100.0	232.0	248.6		
			Intensive Outpatient	1 in 60 mins	0	1	100.0	232.0	248.6		
		Partial Hospitaliza...	1 in 60 mins	0	1	100.0	232.0	248.6			
		Inpatient MH/SA...	1 in 60 mins	0	1	100.0	232.0	248.6			
		1	Routine Office Ba...	1 in 30 mins	0	1	100.0	230.9	230.9		
			Outpatient Mental...	1 in 30 mins	0	1	100.0	232.0	248.6		

Access Detail for All Employees Without Access

June 2022

Created for...
Cigna Payer Solutions Vermont PPO

- Access Analysis
- VT State Access
- Distance Method
- Estimated Driving Distance
- Employee / Provider Groups
- All Employees
- Routine Office Based Mental Health and Substance Abuse Services
- Outpatient Mental Health/Substance Abuse Services
- Inpatient Mental Health
- Intensive Outpatient
- Partial Hospitalization
- Inpatient MH/SA or Residential MH/SA

All Employees													
State Name	County	City	Zip Code	Employee	Provider		Counts	Without Access		Average Time			
				#	Group	Standard	#	#	%	1	2		
New Mexico	Bernalillo	Albuquerque	87112	1	Partial Hospitaliza...	1 in 60 mins	0	1	100.0	2,828.3	2,861.9		
					Inpatient MH/SA...	1 in 60 mins	0	1	100.0	2,828.3	2,861.9		
				87114	1	Routine Office Ba...	1 in 30 mins	0	1	100.0	2,188.9	2,189.0	
						Outpatient Mental...	1 in 30 mins	0	1	100.0	2,190.7	2,216.2	
						Inpatient Mental...	1 in 60 mins	0	1	100.0	2,190.7	2,219.2	
						Intensive Outpatient	1 in 60 mins	0	1	100.0	2,190.7	2,216.2	
						Partial Hospitaliza...	1 in 60 mins	0	1	100.0	2,190.7	2,216.2	
						Inpatient MH/SA...	1 in 60 mins	0	1	100.0	2,190.7	2,216.2	
				87123	1	Routine Office Ba...	1 in 30 mins	0	1	100.0	2,403.0	2,403.1	
						Outpatient Mental...	1 in 30 mins	0	1	100.0	2,405.0	2,433.6	
					Inpatient Mental...	1 in 60 mins	0	1	100.0	2,405.0	2,436.7		
					Intensive Outpatient	1 in 60 mins	0	1	100.0	2,405.0	2,433.6		
					Partial Hospitaliza...	1 in 60 mins	0	1	100.0	2,405.0	2,433.6		
					Inpatient MH/SA...	1 in 60 mins	0	1	100.0	2,405.0	2,433.6		
		San Juan	Farmington	87401	1	Routine Office Ba...	1 in 30 mins	0	1	100.0	2,211.2	2,211.3	
						Outpatient Mental...	1 in 30 mins	0	1	100.0	2,213.3	2,233.3	
						Inpatient Mental...	1 in 60 mins	0	1	100.0	2,213.3	2,238.7	
						Intensive Outpatient	1 in 60 mins	0	1	100.0	2,213.3	2,233.3	
						Partial Hospitaliza...	1 in 60 mins	0	1	100.0	2,213.3	2,233.3	
						Inpatient MH/SA...	1 in 60 mins	0	1	100.0	2,213.3	2,233.3	
	Taos	Taos	87571	1	Routine Office Ba...	1 in 30 mins	0	1	100.0	2,068.3	2,068.3		
					Outpatient Mental...	1 in 30 mins	0	1	100.0	2,070.2	2,093.1		
					Inpatient Mental...	1 in 60 mins	0	1	100.0	2,070.2	2,097.1		
					Intensive Outpatient	1 in 60 mins	0	1	100.0	2,070.2	2,093.1		
					Partial Hospitaliza...	1 in 60 mins	0	1	100.0	2,070.2	2,093.1		
					Inpatient MH/SA...	1 in 60 mins	0	1	100.0	2,070.2	2,093.1		
New York	Albany	Albany	12211	1	Routine Office Ba...	1 in 30 mins	0	1	100.0	42.3	42.3		
					Outpatient Mental...	1 in 30 mins	0	1	100.0	43.4	76.3		
				Delmar	12054	2	Routine Office Ba...	1 in 30 mins	0	2	100.0	51.7	51.7
						Outpatient Mental...	1 in 30 mins	0	2	100.0	52.8	82.3	
				Latham	12110	1	Routine Office Ba...	1 in 30 mins	0	1	100.0	39.3	39.3
						Outpatient Mental...	1 in 30 mins	0	1	100.0	40.3	75.4	
		Bronx	Bronx	10453	2	Routine Office Ba...	1 in 30 mins	0	2	100.0	207.5	207.5	
						Outpatient Mental...	1 in 30 mins	0	2	100.0	208.6	221.3	
						Inpatient Mental...	1 in 60 mins	0	2	100.0	208.6	221.3	
						Intensive Outpatient	1 in 60 mins	0	2	100.0	208.6	221.3	
					Partial Hospitaliza...	1 in 60 mins	0	2	100.0	208.6	221.3		
					Inpatient MH/SA...	1 in 60 mins	0	2	100.0	208.6	221.3		
			10457	1	Routine Office Ba...	1 in 30 mins	0	1	100.0	207.6	207.6		
					Outpatient Mental...	1 in 30 mins	0	1	100.0	208.8	221.2		

Access Detail for All Employees Without Access

June 2022

Created for...
Cigna Payer Solutions Vermont PPO

Access Analysis
VT State Access

Distance Method
Estimated Driving Distance

Employee / Provider Groups
All Employees
Routine Office Based Mental Health and Substance Abuse Services
Outpatient Mental Health/Substance Abuse Services
Inpatient Mental Health
Intensive Outpatient
Partial Hospitalization
Inpatient MH/SA or Residential MH/SA

All Employees														
State Name	County	City	Zip Code	Employee	Provider		Counts	Without Access		Average Time				
				#	Group	Standard	#	#	%	1	2			
New York	Bronx	Bronx	10457	1	Inpatient Mental...	1 in 60 mins	0	1	100.0	208.8	221.2			
					Intensive Outpatient	1 in 60 mins	0	1	100.0	208.8	221.2			
					Partial Hospitaliza...	1 in 60 mins	0	1	100.0	208.8	221.2			
						10458	2	Inpatient MH/SA...	1 in 60 mins	0	1	100.0	208.8	221.2
							2	Routine Office Ba...	1 in 30 mins	0	2	100.0	205.9	205.9
							0	Outpatient Mental...	1 in 30 mins	0	2	100.0	207.1	219.5
							0	Inpatient Mental...	1 in 60 mins	0	2	100.0	207.1	219.5
							0	Intensive Outpatient	1 in 60 mins	0	2	100.0	207.1	219.5
							0	Partial Hospitaliza...	1 in 60 mins	0	2	100.0	207.1	219.5
						10463	1	Inpatient MH/SA...	1 in 60 mins	0	2	100.0	207.1	219.5
							1	Routine Office Ba...	1 in 30 mins	0	1	100.0	204.7	204.7
							0	Outpatient Mental...	1 in 30 mins	0	1	100.0	205.9	218.6
					0	Inpatient Mental...	1 in 60 mins	0	1	100.0	205.9	218.6		
					0	Intensive Outpatient	1 in 60 mins	0	1	100.0	205.9	218.6		
					0	Partial Hospitaliza...	1 in 60 mins	0	1	100.0	205.9	218.6		
				10471	1	Inpatient MH/SA...	1 in 60 mins	0	1	100.0	205.9	218.6		
					1	Routine Office Ba...	1 in 30 mins	0	1	100.0	202.4	202.4		
					0	Outpatient Mental...	1 in 30 mins	0	1	100.0	203.7	216.5		
					0	Inpatient Mental...	1 in 60 mins	0	1	100.0	203.7	216.5		
					0	Intensive Outpatient	1 in 60 mins	0	1	100.0	203.7	216.5		
					0	Partial Hospitaliza...	1 in 60 mins	0	1	100.0	203.7	216.5		
				10472	1	Inpatient MH/SA...	1 in 60 mins	0	1	100.0	203.7	216.5		
					1	Routine Office Ba...	1 in 30 mins	0	1	100.0	208.9	208.9		
					0	Outpatient Mental...	1 in 30 mins	0	1	100.0	210.2	222.0		
				0	Inpatient Mental...	1 in 60 mins	0	1	100.0	210.2	222.0			
				0	Intensive Outpatient	1 in 60 mins	0	1	100.0	210.2	222.0			
				0	Partial Hospitaliza...	1 in 60 mins	0	1	100.0	210.2	222.0			
	Broome	Lisle	13797	1	Inpatient MH/SA...	1 in 60 mins	0	1	100.0	210.2	222.0			
				1	Routine Office Ba...	1 in 30 mins	0	1	100.0	164.8	164.9			
				0	Outpatient Mental...	1 in 30 mins	0	1	100.0	166.3	199.0			
				0	Inpatient Mental...	1 in 60 mins	0	1	100.0	166.3	199.0			
				0	Intensive Outpatient	1 in 60 mins	0	1	100.0	166.3	199.0			
				0	Partial Hospitaliza...	1 in 60 mins	0	1	100.0	166.3	199.0			
	Dutchess	Fishkill	12524	1	Inpatient MH/SA...	1 in 60 mins	0	1	100.0	166.3	194.5			
				1	Routine Office Ba...	1 in 30 mins	0	1	100.0	110.4	110.4			
				0	Outpatient Mental...	1 in 30 mins	0	1	100.0	111.1	127.7			
				0	Inpatient Mental...	1 in 60 mins	0	1	100.0	111.1	127.7			
				0	Intensive Outpatient	1 in 60 mins	0	1	100.0	111.1	127.7			
				0	Partial Hospitaliza...	1 in 60 mins	0	1	100.0	111.1	127.7			
				0	Inpatient MH/SA...	1 in 60 mins	0	1	100.0	111.1	127.7			

Access Detail for All Employees Without Access

June 2022

Created for...
Cigna Payer Solutions Vermont PPO

Access Analysis
VT State Access

Distance Method
Estimated Driving Distance

Employee / Provider Groups
All Employees
Routine Office Based Mental Health and Substance Abuse Services
Outpatient Mental Health/Substance Abuse Services
Inpatient Mental Health
Intensive Outpatient
Partial Hospitalization
Inpatient MH/SA or Residential MH/SA

All Employees												
State Name	County	City	Zip Code	Employee	Provider		Counts	Without Access		Average Time		
				#	Group	Standard	#	#	%	1	2	
New York	Erie	Buffalo	14206	1	Routine Office Ba...	1 in 30 mins	0	1	100.0	406.5	407.0	
					Outpatient Mental...	1 in 30 mins	0	1	100.0	410.4	426.0	
					Inpatient Mental...	1 in 60 mins	0	1	100.0	410.4	432.0	
				Intensive Outpatient	1 in 60 mins	0	1	100.0	410.4	426.0		
				Partial Hospitaliza...	1 in 60 mins	0	1	100.0	410.4	426.0		
				Inpatient MH/SA...	1 in 60 mins	0	1	100.0	410.4	426.0		
				14207	1	Routine Office Ba...	1 in 30 mins	0	1	100.0	412.3	413.0
					Outpatient Mental...	1 in 30 mins	0	1	100.0	416.4	430.0	
					Inpatient Mental...	1 in 60 mins	0	1	100.0	416.4	436.9	
					Intensive Outpatient	1 in 60 mins	0	1	100.0	416.4	430.0	
					Partial Hospitaliza...	1 in 60 mins	0	1	100.0	416.4	430.0	
					Inpatient MH/SA...	1 in 60 mins	0	1	100.0	416.4	430.0	
				14216	2	Routine Office Ba...	1 in 30 mins	0	2	100.0	409.5	410.2
					Outpatient Mental...	1 in 30 mins	0	2	100.0	413.6	427.2	
					Inpatient Mental...	1 in 60 mins	0	2	100.0	413.6	434.1	
			Intensive Outpatient		1 in 60 mins	0	2	100.0	413.6	427.2		
			Partial Hospitaliza...		1 in 60 mins	0	2	100.0	413.6	427.2		
			Inpatient MH/SA...		1 in 60 mins	0	2	100.0	413.6	427.2		
			14221	3	Routine Office Ba...	1 in 30 mins	0	3	100.0	339.6	340.2	
				Outpatient Mental...	1 in 30 mins	0	3	100.0	343.2	353.9		
				Inpatient Mental...	1 in 60 mins	0	3	100.0	343.2	360.0		
				Intensive Outpatient	1 in 60 mins	0	3	100.0	343.2	353.9		
				Partial Hospitaliza...	1 in 60 mins	0	3	100.0	343.2	353.9		
				Inpatient MH/SA...	1 in 60 mins	0	3	100.0	343.2	353.9		
			14223	1	Routine Office Ba...	1 in 30 mins	0	1	100.0	408.5	409.2	
				Outpatient Mental...	1 in 30 mins	0	1	100.0	412.8	425.6		
				Inpatient Mental...	1 in 60 mins	0	1	100.0	412.8	432.8		
	Intensive Outpatient	1 in 60 mins		0	1	100.0	412.8	425.6				
	Partial Hospitaliza...	1 in 60 mins		0	1	100.0	412.8	425.6				
	Inpatient MH/SA...	1 in 60 mins		0	1	100.0	412.8	425.6				
	14226	1	Routine Office Ba...	1 in 30 mins	0	1	100.0	405.0	405.7			
		Outpatient Mental...	1 in 30 mins	0	1	100.0	409.2	422.2				
		Inpatient Mental...	1 in 60 mins	0	1	100.0	409.2	429.3				
		Intensive Outpatient	1 in 60 mins	0	1	100.0	409.2	422.2				
		Partial Hospitaliza...	1 in 60 mins	0	1	100.0	409.2	422.2				
		Inpatient MH/SA...	1 in 60 mins	0	1	100.0	409.2	422.2				
	Eden	14057	1	Routine Office Ba...	1 in 30 mins	0	1	100.0	320.5	320.6		
			Outpatient Mental...	1 in 30 mins	0	1	100.0	323.0	339.9			
			Inpatient Mental...	1 in 60 mins	0	1	100.0	323.0	342.5			
			Intensive Outpatient	1 in 60 mins	0	1	100.0	323.0	339.9			

Access Detail for All Employees Without Access

June 2022

Created for...
Cigna Payer Solutions Vermont PPO

Access Analysis
VT State Access

Distance Method
Estimated Driving Distance

Employee / Provider Groups
All Employees
Routine Office Based Mental Health and Substance Abuse Services
Outpatient Mental Health/Substance Abuse Services
Inpatient Mental Health
Intensive Outpatient
Partial Hospitalization
Inpatient MH/SA or Residential MH/SA

All Employees											
State Name	County	City	Zip Code	Employee	Provider		Counts	Without Access		Average Time	
				#	Group	Standard	#	#	%	1	2
New York	Erie	Eden	14057	1	Partial Hospitaliza...	1 in 60 mins	0	1	100.0	323.0	339.9
					Inpatient MH/SA...	1 in 60 mins	0	1	100.0	323.0	339.9
		Hamburg	14075	1	Routine Office Ba...	1 in 30 mins	0	1	100.0	348.6	348.8
					Outpatient Mental...	1 in 30 mins	0	1	100.0	351.6	368.5
					Inpatient Mental...	1 in 60 mins	0	1	100.0	351.6	372.0
					Intensive Outpatient	1 in 60 mins	0	1	100.0	351.6	368.5
					Partial Hospitaliza...	1 in 60 mins	0	1	100.0	351.6	368.5
					Inpatient MH/SA...	1 in 60 mins	0	1	100.0	351.6	368.5
		Lake View	14085	1	Routine Office Ba...	1 in 30 mins	0	1	100.0	354.3	354.6
					Outpatient Mental...	1 in 30 mins	0	1	100.0	357.3	374.4
					Inpatient Mental...	1 in 60 mins	0	1	100.0	357.3	377.8
					Intensive Outpatient	1 in 60 mins	0	1	100.0	357.3	374.4
	Partial Hospitaliza...				1 in 60 mins	0	1	100.0	357.3	374.4	
	Inpatient MH/SA...				1 in 60 mins	0	1	100.0	357.3	374.4	
	Orchard Park	14127	2	Routine Office Ba...	1 in 30 mins	0	2	100.0	311.4	311.7	
				Outpatient Mental...	1 in 30 mins	0	2	100.0	314.2	329.3	
				Inpatient Mental...	1 in 60 mins	0	2	100.0	314.2	332.5	
				Intensive Outpatient	1 in 60 mins	0	2	100.0	314.2	329.3	
				Partial Hospitaliza...	1 in 60 mins	0	2	100.0	314.2	329.3	
				Inpatient MH/SA...	1 in 60 mins	0	2	100.0	314.2	329.3	
	Franklin	Saranac Lake	12983	1	Routine Office Ba...	1 in 30 mins	0	1	100.0	52.3	52.6
					Outpatient Mental...	1 in 30 mins	0	1	100.0	53.7	60.0
	Fulton	Johnstown	12095	1	Routine Office Ba...	1 in 30 mins	0	1	100.0	63.6	64.6
					Outpatient Mental...	1 in 30 mins	0	1	100.0	67.9	95.0
					Inpatient Mental...	1 in 60 mins	0	1	100.0	67.9	95.0
					Intensive Outpatient	1 in 60 mins	0	1	100.0	67.9	95.0
					Partial Hospitaliza...	1 in 60 mins	0	1	100.0	67.9	95.0
					Inpatient MH/SA...	1 in 60 mins	0	1	100.0	67.9	89.2
Greene	Windham	12496	1	Routine Office Ba...	1 in 30 mins	0	1	100.0	81.9	81.9	
				Outpatient Mental...	1 in 30 mins	0	1	100.0	82.9	106.1	
				Inpatient Mental...	1 in 60 mins	0	1	100.0	82.9	106.1	
				Intensive Outpatient	1 in 60 mins	0	1	100.0	82.9	106.1	
				Partial Hospitaliza...	1 in 60 mins	0	1	100.0	82.9	106.1	
				Inpatient MH/SA...	1 in 60 mins	0	1	100.0	82.9	106.1	
Kings	Brooklyn	11201	2	Routine Office Ba...	1 in 30 mins	0	2	100.0	224.4	224.4	
				Outpatient Mental...	1 in 30 mins	0	2	100.0	225.6	238.3	
				Inpatient Mental...	1 in 60 mins	0	2	100.0	225.6	238.3	
				Intensive Outpatient	1 in 60 mins	0	2	100.0	225.6	238.3	
				Partial Hospitaliza...	1 in 60 mins	0	2	100.0	225.6	238.3	
				Inpatient MH/SA...	1 in 60 mins	0	2	100.0	225.6	238.3	

Access Detail for All Employees Without Access

June 2022

Created for...
Cigna Payer Solutions Vermont PPO

- Access Analysis
- VT State Access
- Distance Method
- Estimated Driving Distance
- Employee / Provider Groups
- All Employees
- Routine Office Based Mental Health and Substance Abuse Services
- Outpatient Mental Health/Substance Abuse Services
- Inpatient Mental Health
- Intensive Outpatient
- Partial Hospitalization
- Inpatient MH/SA or Residential MH/SA

All Employees														
State Name	County	City	Zip Code	Employee	Provider		Counts	Without Access		Average Time				
				#	Group	Standard	#	#	%	1	2			
New York	Kings	Brooklyn	11201	2	Inpatient MH/SA...	1 in 60 mins	0	2	100.0	225.6	238.3			
			11209	1	Routine Office Ba...	1 in 30 mins	0	1	100.0	231.9	231.9			
					Outpatient Mental...	1 in 30 mins	0	1	100.0	233.0	245.9			
					Inpatient Mental...	1 in 60 mins	0	1	100.0	233.0	245.9			
					Intensive Outpatient	1 in 60 mins	0	1	100.0	233.0	245.9			
					Partial Hospitaliza...	1 in 60 mins	0	1	100.0	233.0	245.9			
					Inpatient MH/SA...	1 in 60 mins	0	1	100.0	233.0	245.9			
					11215	5	Routine Office Ba...	1 in 30 mins	0	5	100.0	226.7	226.7	
							Outpatient Mental...	1 in 30 mins	0	5	100.0	227.8	240.4	
							Inpatient Mental...	1 in 60 mins	0	5	100.0	227.8	240.4	
							Intensive Outpatient	1 in 60 mins	0	5	100.0	227.8	240.4	
							Partial Hospitaliza...	1 in 60 mins	0	5	100.0	227.8	240.4	
							Inpatient MH/SA...	1 in 60 mins	0	5	100.0	227.8	240.4	
						11217	1	Routine Office Ba...	1 in 30 mins	0	1	100.0	225.1	225.1
								Outpatient Mental...	1 in 30 mins	0	1	100.0	226.3	238.8
								Inpatient Mental...	1 in 60 mins	0	1	100.0	226.3	238.8
								Intensive Outpatient	1 in 60 mins	0	1	100.0	226.3	238.8
								Partial Hospitaliza...	1 in 60 mins	0	1	100.0	226.3	238.8
								Inpatient MH/SA...	1 in 60 mins	0	1	100.0	226.3	238.8
						11218	1	Routine Office Ba...	1 in 30 mins	0	1	100.0	228.9	228.9
								Outpatient Mental...	1 in 30 mins	0	1	100.0	230.1	242.4
								Inpatient Mental...	1 in 60 mins	0	1	100.0	230.1	242.4
								Intensive Outpatient	1 in 60 mins	0	1	100.0	230.1	242.4
								Partial Hospitaliza...	1 in 60 mins	0	1	100.0	230.1	242.4
								Inpatient MH/SA...	1 in 60 mins	0	1	100.0	230.1	242.4
						11222	1	Routine Office Ba...	1 in 30 mins	0	1	100.0	220.2	220.2
								Outpatient Mental...	1 in 30 mins	0	1	100.0	221.3	233.7
								Inpatient Mental...	1 in 60 mins	0	1	100.0	221.3	233.7
								Intensive Outpatient	1 in 60 mins	0	1	100.0	221.3	233.7
								Partial Hospitaliza...	1 in 60 mins	0	1	100.0	221.3	233.7
					Inpatient MH/SA...	1 in 60 mins	0	1	100.0	221.3	233.7			
			11226	2	Routine Office Ba...	1 in 30 mins	0	2	100.0	228.2	228.2			
					Outpatient Mental...	1 in 30 mins	0	2	100.0	229.4	241.4			
					Inpatient Mental...	1 in 60 mins	0	2	100.0	229.4	241.4			
					Intensive Outpatient	1 in 60 mins	0	2	100.0	229.4	241.4			
					Partial Hospitaliza...	1 in 60 mins	0	2	100.0	229.4	241.4			
					Inpatient MH/SA...	1 in 60 mins	0	2	100.0	229.4	241.4			
			11231	3	Routine Office Ba...	1 in 30 mins	0	3	100.0	226.0	226.0			
					Outpatient Mental...	1 in 30 mins	0	3	100.0	227.1	240.0			
					Inpatient Mental...	1 in 60 mins	0	3	100.0	227.1	240.0			

Access Detail for All Employees Without Access

June 2022

Created for...
Cigna Payer Solutions Vermont PPO

- Access Analysis
- VT State Access
- Distance Method
- Estimated Driving Distance
- Employee / Provider Groups
- All Employees
- Routine Office Based Mental Health and Substance Abuse Services
- Outpatient Mental Health/Substance Abuse Services
- Inpatient Mental Health
- Intensive Outpatient
- Partial Hospitalization
- Inpatient MH/SA or Residential MH/SA

All Employees														
State Name	County	City	Zip Code	Employee	Provider		Counts	Without Access		Average Time				
				#	Group	Standard	#	#	%	1	2			
New York	Kings	Brooklyn	11231	3	Intensive Outpatient	1 in 60 mins	0	3	100.0	227.1	240.0			
					Partial Hospitaliza...	1 in 60 mins	0	3	100.0	227.1	240.0			
					Inpatient MH/SA...	1 in 60 mins	0	3	100.0	227.1	240.0			
				11233		3	Routine Office Ba...	1 in 30 mins	0	3	100.0	224.4	224.4	
						Outpatient Mental...	1 in 30 mins	0	3	100.0	225.6	237.1		
						Inpatient Mental...	1 in 60 mins	0	3	100.0	225.6	237.1		
						Intensive Outpatient	1 in 60 mins	0	3	100.0	225.6	237.1		
						Partial Hospitaliza...	1 in 60 mins	0	3	100.0	225.6	237.1		
						Inpatient MH/SA...	1 in 60 mins	0	3	100.0	225.6	237.1		
			11237		1	Routine Office Ba...	1 in 30 mins	0	1	100.0	222.2	222.2		
					Outpatient Mental...	1 in 30 mins	0	1	100.0	223.3	235.2			
					Inpatient Mental...	1 in 60 mins	0	1	100.0	223.3	235.2			
					Intensive Outpatient	1 in 60 mins	0	1	100.0	223.3	235.2			
					Partial Hospitaliza...	1 in 60 mins	0	1	100.0	223.3	235.2			
					Inpatient MH/SA...	1 in 60 mins	0	1	100.0	223.3	235.2			
			11238		1	Routine Office Ba...	1 in 30 mins	0	1	100.0	225.1	225.1		
					Outpatient Mental...	1 in 30 mins	0	1	100.0	226.3	238.5			
					Inpatient Mental...	1 in 60 mins	0	1	100.0	226.3	238.5			
					Intensive Outpatient	1 in 60 mins	0	1	100.0	226.3	238.5			
					Partial Hospitaliza...	1 in 60 mins	0	1	100.0	226.3	238.5			
					Inpatient MH/SA...	1 in 60 mins	0	1	100.0	226.3	238.5			
					11249		1	Routine Office Ba...	1 in 30 mins	0	1	100.0	221.7	221.7
							Outpatient Mental...	1 in 30 mins	0	1	100.0	222.9	235.4	
							Inpatient Mental...	1 in 60 mins	0	1	100.0	222.9	235.4	
			Lewis	Lowville	13367	1	Intensive Outpatient	1 in 60 mins	0	1	100.0	222.9	235.4	
						Partial Hospitaliza...	1 in 60 mins	0	1	100.0	222.9	235.4		
						Inpatient MH/SA...	1 in 60 mins	0	1	100.0	222.9	235.4		
	Routine Office Ba...	1 in 30 mins				0	1	100.0	118.1	118.1				
	Outpatient Mental...	1 in 30 mins				0	1	100.0	124.2	137.0				
	Inpatient Mental...	1 in 60 mins				0	1	100.0	137.0	143.6				
	Livingston	Leicester	14481	1	Intensive Outpatient	1 in 60 mins	0	1	100.0	124.2	137.0			
				Partial Hospitaliza...	1 in 60 mins	0	1	100.0	124.2	137.0				
				Inpatient MH/SA...	1 in 60 mins	0	1	100.0	124.2	137.0				
				Routine Office Ba...	1 in 30 mins	0	1	100.0	263.4	263.6				
				Outpatient Mental...	1 in 30 mins	0	1	100.0	266.1	284.1				
				Inpatient Mental...	1 in 60 mins	0	1	100.0	266.1	285.3				
	Madison	Cazenovia	13035	1	Intensive Outpatient	1 in 60 mins	0	1	100.0	266.1	284.1			
				Partial Hospitaliza...	1 in 60 mins	0	1	100.0	266.1	284.1				
				Inpatient MH/SA...	1 in 60 mins	0	1	100.0	266.1	283.7				
				1	Routine Office Ba...	1 in 30 mins	0	1	100.0	146.5	146.8			

Access Detail for All Employees Without Access

June 2022

Created for...
Cigna Payer Solutions Vermont PPO

- Access Analysis
- VT State Access
- Distance Method
- Estimated Driving Distance
- Employee / Provider Groups
- All Employees
- Routine Office Based Mental Health and Substance Abuse Services
- Outpatient Mental Health/Substance Abuse Services
- Inpatient Mental Health
- Intensive Outpatient
- Partial Hospitalization
- Inpatient MH/SA or Residential MH/SA

All Employees													
State Name	County	City	Zip Code	Employee	Provider		Counts	Without Access		Average Time			
				#	Group	Standard	#	#	%	1	2		
New York	Madison	Cazenovia	13035	1	Outpatient Mental...	1 in 30 mins	0	1	100.0	149.5	169.7		
					Inpatient Mental...	1 in 60 mins	0	1	100.0	149.5	169.7		
					Intensive Outpatient	1 in 60 mins	0	1	100.0	149.5	169.7		
					Partial Hospitaliza...	1 in 60 mins	0	1	100.0	149.5	169.7		
					Inpatient MH/SA...	1 in 60 mins	0	1	100.0	149.5	167.2		
					Routine Office Ba...	1 in 30 mins	0	1	100.0	260.1	260.9		
		Monroe	Churchville	14428	1	Outpatient Mental...	1 in 30 mins	0	1	100.0	263.7	272.6	
						Inpatient Mental...	1 in 60 mins	0	1	100.0	263.7	277.8	
						Intensive Outpatient	1 in 60 mins	0	1	100.0	263.7	272.6	
						Partial Hospitaliza...	1 in 60 mins	0	1	100.0	263.7	272.6	
						Inpatient MH/SA...	1 in 60 mins	0	1	100.0	263.7	272.6	
						Routine Office Ba...	1 in 30 mins	0	1	100.0	259.3	260.1	
	Fairport	14450	1	Outpatient Mental...	1 in 30 mins	0	1	100.0	263.2	274.8			
				Inpatient Mental...	1 in 60 mins	0	1	100.0	263.2	279.2			
				Intensive Outpatient	1 in 60 mins	0	1	100.0	263.2	274.8			
				Partial Hospitaliza...	1 in 60 mins	0	1	100.0	263.2	274.8			
				Inpatient MH/SA...	1 in 60 mins	0	1	100.0	263.2	274.8			
				Routine Office Ba...	1 in 30 mins	0	1	100.0	244.9	245.3			
				Honeoye Falls	14472	1	Outpatient Mental...	1 in 30 mins	0	1	100.0	248.0	262.2
							Inpatient Mental...	1 in 60 mins	0	1	100.0	248.0	264.8
							Intensive Outpatient	1 in 60 mins	0	1	100.0	248.0	262.2
							Partial Hospitaliza...	1 in 60 mins	0	1	100.0	248.0	262.2
	Penfield	14526	2	Inpatient MH/SA...	1 in 60 mins	0	1	100.0	248.0	262.2			
				Routine Office Ba...	1 in 30 mins	0	2	100.0	260.2	261.2			
				Outpatient Mental...	1 in 30 mins	0	2	100.0	264.4	274.4			
				Inpatient Mental...	1 in 60 mins	0	2	100.0	264.4	279.6			
				Intensive Outpatient	1 in 60 mins	0	2	100.0	264.4	274.4			
				Partial Hospitaliza...	1 in 60 mins	0	2	100.0	264.4	274.4			
Rochester	14626	1	Inpatient MH/SA...	1 in 60 mins	0	2	100.0	264.4	274.4				
			Routine Office Ba...	1 in 30 mins	0	1	100.0	275.7	276.7				
			Outpatient Mental...	1 in 30 mins	0	1	100.0	279.9	286.9				
			Inpatient Mental...	1 in 60 mins	0	1	100.0	279.9	293.6				
			Intensive Outpatient	1 in 60 mins	0	1	100.0	279.9	286.9				
			Partial Hospitaliza...	1 in 60 mins	0	1	100.0	279.9	286.9				
Webster	14580	1	Inpatient MH/SA...	1 in 60 mins	0	1	100.0	279.9	286.9				
			Routine Office Ba...	1 in 30 mins	0	1	100.0	260.7	261.7				
			Outpatient Mental...	1 in 30 mins	0	1	100.0	265.0	272.2				
			Inpatient Mental...	1 in 60 mins	0	1	100.0	265.0	278.6				
			Intensive Outpatient	1 in 60 mins	0	1	100.0	265.0	272.2				
			Partial Hospitaliza...	1 in 60 mins	0	1	100.0	265.0	272.2				

Access Detail for All Employees Without Access

June 2022

Created for...
Cigna Payer Solutions Vermont PPO

- Access Analysis
- VT State Access
- Distance Method
- Estimated Driving Distance
- Employee / Provider Groups
- All Employees
 - Routine Office Based Mental Health and Substance Abuse Services
 - Outpatient Mental Health/Substance Abuse Services
 - Inpatient Mental Health
 - Intensive Outpatient
 - Partial Hospitalization
 - Inpatient MH/SA or Residential MH/SA

All Employees												
State Name	County	City	Zip Code	Employee	Provider		Counts	Without Access		Average Time		
				#	Group	Standard	#	#	%	1	2	
New York	Monroe	Webster	14580	1	Inpatient MH/SA...	1 in 60 mins	0	1	100.0	265.0	272.2	
	Montgomery	Amsterdam	12010	1	Routine Office Ba...	1 in 30 mins	0	1	100.0	52.8	52.9	
						Outpatient Mental...	1 in 30 mins	0	1	100.0	55.8	91.5
		Nassau	Farmingdale	11735	2	Routine Office Ba...	1 in 30 mins	0	2	100.0	180.6	180.7
						Outpatient Mental...	1 in 30 mins	0	2	100.0	182.5	186.2
						Inpatient Mental...	1 in 60 mins	0	2	100.0	182.5	186.2
						Intensive Outpatient	1 in 60 mins	0	2	100.0	182.5	186.2
						Partial Hospitaliza...	1 in 60 mins	0	2	100.0	182.5	186.2
						Inpatient MH/SA...	1 in 60 mins	0	2	100.0	182.5	186.2
			Franklin Squ...	11010	1	Routine Office Ba...	1 in 30 mins	0	1	100.0	218.4	218.4
						Outpatient Mental...	1 in 30 mins	0	1	100.0	219.5	227.5
						Inpatient Mental...	1 in 60 mins	0	1	100.0	219.5	227.5
						Intensive Outpatient	1 in 60 mins	0	1	100.0	219.5	227.5
						Partial Hospitaliza...	1 in 60 mins	0	1	100.0	219.5	227.5
						Inpatient MH/SA...	1 in 60 mins	0	1	100.0	219.5	227.5
			Freeport	11520	1	Routine Office Ba...	1 in 30 mins	0	1	100.0	222.2	222.2
						Outpatient Mental...	1 in 30 mins	0	1	100.0	223.3	229.8
						Inpatient Mental...	1 in 60 mins	0	1	100.0	223.3	229.8
						Intensive Outpatient	1 in 60 mins	0	1	100.0	223.3	229.8
						Partial Hospitaliza...	1 in 60 mins	0	1	100.0	223.3	229.8
						Inpatient MH/SA...	1 in 60 mins	0	1	100.0	223.3	229.8
			Garden City	11530	1	Routine Office Ba...	1 in 30 mins	0	1	100.0	215.5	215.5
						Outpatient Mental...	1 in 30 mins	0	1	100.0	216.7	224.4
						Inpatient Mental...	1 in 60 mins	0	1	100.0	216.7	224.4
						Intensive Outpatient	1 in 60 mins	0	1	100.0	216.7	224.4
						Partial Hospitaliza...	1 in 60 mins	0	1	100.0	216.7	224.4
						Inpatient MH/SA...	1 in 60 mins	0	1	100.0	216.7	224.4
			Glen Cove	11542	1	Routine Office Ba...	1 in 30 mins	0	1	100.0	201.8	201.8
						Outpatient Mental...	1 in 30 mins	0	1	100.0	203.0	211.3
						Inpatient Mental...	1 in 60 mins	0	1	100.0	203.0	211.3
					Intensive Outpatient	1 in 60 mins	0	1	100.0	203.0	211.3	
					Partial Hospitaliza...	1 in 60 mins	0	1	100.0	203.0	211.3	
					Inpatient MH/SA...	1 in 60 mins	0	1	100.0	203.0	211.3	
		Glen Head	11545	1	Routine Office Ba...	1 in 30 mins	0	1	100.0	174.2	174.2	
					Outpatient Mental...	1 in 30 mins	0	1	100.0	175.2	181.6	
					Inpatient Mental...	1 in 60 mins	0	1	100.0	175.2	181.6	
					Intensive Outpatient	1 in 60 mins	0	1	100.0	175.2	181.6	
					Partial Hospitaliza...	1 in 60 mins	0	1	100.0	175.2	181.6	
					Inpatient MH/SA...	1 in 60 mins	0	1	100.0	175.2	181.6	
		Glenwood L...	11547	1	Routine Office Ba...	1 in 30 mins	0	1	100.0	174.8	174.8	

Access Detail for All Employees Without Access

June 2022

Created for...
Cigna Payer Solutions Vermont PPO

- Access Analysis
- VT State Access
- Distance Method
- Estimated Driving Distance
- Employee / Provider Groups
- All Employees
- Routine Office Based Mental Health and Substance Abuse Services
- Outpatient Mental Health/Substance Abuse Services
- Inpatient Mental Health
- Intensive Outpatient
- Partial Hospitalization
- Inpatient MH/SA or Residential MH/SA

All Employees												
State Name	County	City	Zip Code	Employee	Provider		Counts	Without Access		Average Time		
				#	Group	Standard	#	#	%	1	2	
New York	Nassau	Glenwood L...	11547	1	Outpatient Mental...	1 in 30 mins	0	1	100.0	175.8	182.7	
					Inpatient Mental...	1 in 60 mins	0	1	100.0	175.8	182.7	
					Intensive Outpatient	1 in 60 mins	0	1	100.0	175.8	182.7	
					Partial Hospitaliza...	1 in 60 mins	0	1	100.0	175.8	182.7	
					Inpatient MH/SA...	1 in 60 mins	0	1	100.0	175.8	182.7	
					Inpatient MH/SA...	1 in 60 mins	0	1	100.0	175.8	182.7	
			Great Neck	11021	1	Routine Office Ba...	1 in 30 mins	0	1	100.0	210.9	210.9
					Outpatient Mental...	1 in 30 mins	0	1	100.0	212.0	221.3	
					Inpatient Mental...	1 in 60 mins	0	1	100.0	212.0	221.3	
					Intensive Outpatient	1 in 60 mins	0	1	100.0	212.0	221.3	
					Partial Hospitaliza...	1 in 60 mins	0	1	100.0	212.0	221.3	
					Inpatient MH/SA...	1 in 60 mins	0	1	100.0	212.0	221.3	
		Hempstead	11550	1	Routine Office Ba...	1 in 30 mins	0	1	100.0	217.4	217.4	
				Outpatient Mental...	1 in 30 mins	0	1	100.0	218.5	225.8		
				Inpatient Mental...	1 in 60 mins	0	1	100.0	218.5	225.8		
				Intensive Outpatient	1 in 60 mins	0	1	100.0	218.5	225.8		
				Partial Hospitaliza...	1 in 60 mins	0	1	100.0	218.5	225.8		
				Inpatient MH/SA...	1 in 60 mins	0	1	100.0	218.5	225.8		
		Locust Valley	11560	1	Routine Office Ba...	1 in 30 mins	0	1	100.0	154.4	154.4	
				Outpatient Mental...	1 in 30 mins	0	1	100.0	155.3	161.3		
				Inpatient Mental...	1 in 60 mins	0	1	100.0	155.3	161.3		
				Intensive Outpatient	1 in 60 mins	0	1	100.0	155.3	161.3		
				Partial Hospitaliza...	1 in 60 mins	0	1	100.0	155.3	161.3		
				Inpatient MH/SA...	1 in 60 mins	0	1	100.0	155.3	161.3		
	Lynbrook	11563	2	Routine Office Ba...	1 in 30 mins	0	2	100.0	222.7	222.7		
			Outpatient Mental...	1 in 30 mins	0	2	100.0	223.9	231.8			
			Inpatient Mental...	1 in 60 mins	0	2	100.0	223.9	231.8			
			Intensive Outpatient	1 in 60 mins	0	2	100.0	223.9	231.8			
			Partial Hospitaliza...	1 in 60 mins	0	2	100.0	223.9	231.8			
			Inpatient MH/SA...	1 in 60 mins	0	2	100.0	223.9	231.8			
	Manhasset	11030	1	Routine Office Ba...	1 in 30 mins	0	1	100.0	177.9	177.9		
			Outpatient Mental...	1 in 30 mins	0	1	100.0	178.9	186.4			
			Inpatient Mental...	1 in 60 mins	0	1	100.0	178.9	186.4			
			Intensive Outpatient	1 in 60 mins	0	1	100.0	178.9	186.4			
			Partial Hospitaliza...	1 in 60 mins	0	1	100.0	178.9	186.4			
			Inpatient MH/SA...	1 in 60 mins	0	1	100.0	178.9	186.4			
	Massapequa	11758	1	Routine Office Ba...	1 in 30 mins	0	1	100.0	216.8	216.9		
			Outpatient Mental...	1 in 30 mins	0	1	100.0	218.9	223.6			
			Inpatient Mental...	1 in 60 mins	0	1	100.0	218.9	223.6			
			Intensive Outpatient	1 in 60 mins	0	1	100.0	218.9	223.6			
			Partial Hospitaliza...	1 in 60 mins	0	1	100.0	218.9	223.6			
			Inpatient MH/SA...	1 in 60 mins	0	1	100.0	218.9	223.6			

Access Detail for All Employees Without Access

June 2022

Created for...
Cigna Payer Solutions Vermont PPO

- Access Analysis
- VT State Access
- Distance Method
- Estimated Driving Distance
- Employee / Provider Groups
- All Employees
- Routine Office Based Mental Health and Substance Abuse Services
- Outpatient Mental Health/Substance Abuse Services
- Inpatient Mental Health
- Intensive Outpatient
- Partial Hospitalization
- Inpatient MH/SA or Residential MH/SA

All Employees												
State Name	County	City	Zip Code	Employee	Provider		Counts	Without Access		Average Time		
				#	Group	Standard	#	#	%	1	2	
New York	Nassau	Massapequa	11758	1	Inpatient MH/SA...	1 in 60 mins	0	1	100.0	218.9	223.6	
		Massapequa...	11762	1	Routine Office Ba...	1 in 30 mins	0	1	100.0	217.1	217.4	
						Outpatient Mental...	1 in 30 mins	0	1	100.0	219.3	223.7
						Inpatient Mental...	1 in 60 mins	0	1	100.0	219.3	223.7
						Intensive Outpatient	1 in 60 mins	0	1	100.0	219.3	223.7
						Partial Hospitaliza...	1 in 60 mins	0	1	100.0	219.3	223.7
						Inpatient MH/SA...	1 in 60 mins	0	1	100.0	219.3	223.7
			Mineola	11501	1	Routine Office Ba...	1 in 30 mins	0	1	100.0	213.7	213.7
						Outpatient Mental...	1 in 30 mins	0	1	100.0	214.8	222.6
						Inpatient Mental...	1 in 60 mins	0	1	100.0	214.8	222.6
						Intensive Outpatient	1 in 60 mins	0	1	100.0	214.8	222.6
						Partial Hospitaliza...	1 in 60 mins	0	1	100.0	214.8	222.6
					Inpatient MH/SA...	1 in 60 mins	0	1	100.0	214.8	222.6	
			Oyster Bay	11771	1	Routine Office Ba...	1 in 30 mins	0	1	100.0	154.9	154.9
						Outpatient Mental...	1 in 30 mins	0	1	100.0	155.7	160.9
						Inpatient Mental...	1 in 60 mins	0	1	100.0	155.7	160.9
						Intensive Outpatient	1 in 60 mins	0	1	100.0	155.7	160.9
						Partial Hospitaliza...	1 in 60 mins	0	1	100.0	155.7	160.9
						Inpatient MH/SA...	1 in 60 mins	0	1	100.0	155.7	160.9
			Port Washin...	11050	4	Routine Office Ba...	1 in 30 mins	0	4	100.0	174.9	174.9
						Outpatient Mental...	1 in 30 mins	0	4	100.0	175.9	183.6
						Inpatient Mental...	1 in 60 mins	0	4	100.0	175.9	183.6
						Intensive Outpatient	1 in 60 mins	0	4	100.0	175.9	183.6
						Partial Hospitaliza...	1 in 60 mins	0	4	100.0	175.9	183.6
					Inpatient MH/SA...	1 in 60 mins	0	4	100.0	175.9	183.6	
		Sea Cliff	11579	1	Routine Office Ba...	1 in 30 mins	0	1	100.0	204.0	204.0	
					Outpatient Mental...	1 in 30 mins	0	1	100.0	205.1	213.4	
					Inpatient Mental...	1 in 60 mins	0	1	100.0	205.1	213.4	
					Intensive Outpatient	1 in 60 mins	0	1	100.0	205.1	213.4	
					Partial Hospitaliza...	1 in 60 mins	0	1	100.0	205.1	213.4	
					Inpatient MH/SA...	1 in 60 mins	0	1	100.0	205.1	213.4	
	New York	New York	10001	1	Routine Office Ba...	1 in 30 mins	0	1	100.0	219.1	219.1	
					Outpatient Mental...	1 in 30 mins	0	1	100.0	220.3	233.5	
					Inpatient Mental...	1 in 60 mins	0	1	100.0	220.3	233.5	
					Intensive Outpatient	1 in 60 mins	0	1	100.0	220.3	233.5	
					Partial Hospitaliza...	1 in 60 mins	0	1	100.0	220.3	233.5	
					Inpatient MH/SA...	1 in 60 mins	0	1	100.0	220.3	233.5	
			10002	1	Routine Office Ba...	1 in 30 mins	0	1	100.0	222.0	222.0	
					Outpatient Mental...	1 in 30 mins	0	1	100.0	223.3	236.1	
					Inpatient Mental...	1 in 60 mins	0	1	100.0	223.3	236.1	

Access Detail for All Employees Without Access

June 2022
 Created for...
 Cigna Payer Solutions Vermont PPO

Access Analysis
 VT State Access
 Distance Method
 Estimated Driving Distance
 Employee / Provider Groups
 All Employees
 Routine Office Based Mental Health
 and Substance Abuse Services
 Outpatient Mental Health/Substance
 Abuse Services
 Inpatient Mental Health
 Intensive Outpatient
 Partial Hospitalization
 Inpatient MH/SA or Residential
 MH/SA

All Employees												
State Name	County	City	Zip Code	Employee	Provider		Counts	Without Access		Average Time		
				#	Group	Standard	#	#	%	1	2	
New York	New York	New York	10002	1	Intensive Outpatient	1 in 60 mins	0	1	100.0	223.3	236.1	
					Partial Hospitaliza...	1 in 60 mins	0	1	100.0	223.3	236.1	
					Inpatient MH/SA...	1 in 60 mins	0	1	100.0	223.3	236.1	
				10007	2	Routine Office Ba...	1 in 30 mins	0	2	100.0	222.7	222.7
					Outpatient Mental...	1 in 30 mins	0	2	100.0	224.0	237.1	
					Inpatient Mental...	1 in 60 mins	0	2	100.0	224.0	237.1	
				10009		Intensive Outpatient	1 in 60 mins	0	2	100.0	224.0	237.1
					Partial Hospitaliza...	1 in 60 mins	0	2	100.0	224.0	237.1	
					Inpatient MH/SA...	1 in 60 mins	0	2	100.0	224.0	237.1	
					Routine Office Ba...	1 in 30 mins	0	1	100.0	220.9	220.9	
					Outpatient Mental...	1 in 30 mins	0	1	100.0	222.0	234.9	
					Inpatient Mental...	1 in 60 mins	0	1	100.0	222.0	234.9	
				10010		Intensive Outpatient	1 in 60 mins	0	1	100.0	222.0	234.9
					Partial Hospitaliza...	1 in 60 mins	0	1	100.0	222.0	234.9	
					Inpatient MH/SA...	1 in 60 mins	0	1	100.0	222.0	234.9	
					Routine Office Ba...	1 in 30 mins	0	1	100.0	219.8	219.8	
					Outpatient Mental...	1 in 30 mins	0	1	100.0	220.9	233.9	
					Inpatient Mental...	1 in 60 mins	0	1	100.0	220.9	233.9	
				10011		Intensive Outpatient	1 in 60 mins	0	1	100.0	220.9	233.9
					Partial Hospitaliza...	1 in 60 mins	0	1	100.0	220.9	233.9	
					Inpatient MH/SA...	1 in 60 mins	0	1	100.0	220.9	233.9	
					Routine Office Ba...	1 in 30 mins	0	1	100.0	219.9	219.9	
					Outpatient Mental...	1 in 30 mins	0	1	100.0	221.2	234.3	
					Inpatient Mental...	1 in 60 mins	0	1	100.0	221.2	234.3	
	10019		Intensive Outpatient	1 in 60 mins	0	1	100.0	221.2	234.3			
		Partial Hospitaliza...	1 in 60 mins	0	1	100.0	221.2	234.3				
		Inpatient MH/SA...	1 in 60 mins	0	1	100.0	221.2	234.3				
		Routine Office Ba...	1 in 30 mins	0	1	100.0	217.2	217.2				
		Outpatient Mental...	1 in 30 mins	0	1	100.0	218.5	231.6				
		Inpatient Mental...	1 in 60 mins	0	1	100.0	218.5	231.6				
	10021		Intensive Outpatient	1 in 60 mins	0	1	100.0	218.5	231.6			
		Partial Hospitaliza...	1 in 60 mins	0	1	100.0	218.5	231.6				
		Inpatient MH/SA...	1 in 60 mins	0	1	100.0	218.5	231.6				
		Routine Office Ba...	1 in 30 mins	0	1	100.0	216.5	216.5				
		Outpatient Mental...	1 in 30 mins	0	1	100.0	217.6	230.4				
		Inpatient Mental...	1 in 60 mins	0	1	100.0	217.6	230.4				
	10022		Intensive Outpatient	1 in 60 mins	0	1	100.0	217.6	230.4			
		Partial Hospitaliza...	1 in 60 mins	0	1	100.0	217.6	230.4				
		Inpatient MH/SA...	1 in 60 mins	0	1	100.0	217.6	230.4				
		Routine Office Ba...	1 in 30 mins	0	2	100.0	217.6	217.6				

Access Detail for All Employees Without Access

June 2022

Created for...
Cigna Payer Solutions Vermont PPO

Access Analysis
VT State Access

Distance Method
Estimated Driving Distance

Employee / Provider Groups
All Employees
Routine Office Based Mental Health and Substance Abuse Services
Outpatient Mental Health/Substance Abuse Services
Inpatient Mental Health
Intensive Outpatient
Partial Hospitalization
Inpatient MH/SA or Residential MH/SA

All Employees												
State Name	County	City	Zip Code	Employee	Provider		Counts	Without Access		Average Time		
				#	Group	Standard	#	#	%	1	2	
New York	New York	New York	10022	2	Outpatient Mental...	1 in 30 mins	0	2	100.0	218.8	231.6	
					Inpatient Mental...	1 in 60 mins	0	2	100.0	218.8	231.6	
					Intensive Outpatient	1 in 60 mins	0	2	100.0	218.8	231.6	
					Partial Hospitaliza...	1 in 60 mins	0	2	100.0	218.8	231.6	
					Inpatient MH/SA...	1 in 60 mins	0	2	100.0	218.8	231.6	
					Inpatient MH/SA...	1 in 60 mins	0	2	100.0	218.8	231.6	
				10024	1	Routine Office Ba...	1 in 30 mins	0	1	100.0	215.1	215.1
					Outpatient Mental...	1 in 30 mins	0	1	100.0	216.2	229.4	
					Inpatient Mental...	1 in 60 mins	0	1	100.0	216.2	229.4	
					Intensive Outpatient	1 in 60 mins	0	1	100.0	216.2	229.4	
					Partial Hospitaliza...	1 in 60 mins	0	1	100.0	216.2	229.4	
					Inpatient MH/SA...	1 in 60 mins	0	1	100.0	216.2	229.4	
				10025	5	Routine Office Ba...	1 in 30 mins	0	5	100.0	213.7	213.7
					Outpatient Mental...	1 in 30 mins	0	5	100.0	215.0	228.1	
					Inpatient Mental...	1 in 60 mins	0	5	100.0	215.0	228.1	
					Intensive Outpatient	1 in 60 mins	0	5	100.0	215.0	228.1	
					Partial Hospitaliza...	1 in 60 mins	0	5	100.0	215.0	228.1	
					Inpatient MH/SA...	1 in 60 mins	0	5	100.0	215.0	228.1	
				10027	3	Routine Office Ba...	1 in 30 mins	0	3	100.0	212.3	212.3
					Outpatient Mental...	1 in 30 mins	0	3	100.0	213.4	226.5	
					Inpatient Mental...	1 in 60 mins	0	3	100.0	213.4	226.5	
					Intensive Outpatient	1 in 60 mins	0	3	100.0	213.4	226.5	
					Partial Hospitaliza...	1 in 60 mins	0	3	100.0	213.4	226.5	
					Inpatient MH/SA...	1 in 60 mins	0	3	100.0	213.4	226.5	
	10033	1	Routine Office Ba...	1 in 30 mins	0	1	100.0	208.3	208.3			
		Outpatient Mental...	1 in 30 mins	0	1	100.0	209.5	222.4				
		Inpatient Mental...	1 in 60 mins	0	1	100.0	209.5	222.4				
		Intensive Outpatient	1 in 60 mins	0	1	100.0	209.5	222.4				
		Partial Hospitaliza...	1 in 60 mins	0	1	100.0	209.5	222.4				
		Inpatient MH/SA...	1 in 60 mins	0	1	100.0	209.5	222.4				
	10034	2	Routine Office Ba...	1 in 30 mins	0	2	100.0	206.4	206.4			
		Outpatient Mental...	1 in 30 mins	0	2	100.0	207.5	220.5				
		Inpatient Mental...	1 in 60 mins	0	2	100.0	207.5	220.5				
		Intensive Outpatient	1 in 60 mins	0	2	100.0	207.5	220.5				
		Partial Hospitaliza...	1 in 60 mins	0	2	100.0	207.5	220.5				
		Inpatient MH/SA...	1 in 60 mins	0	2	100.0	207.5	220.5				
	10128	1	Routine Office Ba...	1 in 30 mins	0	1	100.0	215.1	215.1			
		Outpatient Mental...	1 in 30 mins	0	1	100.0	216.4	229.1				
		Inpatient Mental...	1 in 60 mins	0	1	100.0	216.4	229.1				
		Intensive Outpatient	1 in 60 mins	0	1	100.0	216.4	229.1				
		Partial Hospitaliza...	1 in 60 mins	0	1	100.0	216.4	229.1				
		Partial Hospitaliza...	1 in 60 mins	0	1	100.0	216.4	229.1				

Access Detail for All Employees Without Access

June 2022

Created for...
Cigna Payer Solutions Vermont PPO

Access Analysis
VT State Access
Distance Method
Estimated Driving Distance
Employee / Provider Groups
All Employees
Routine Office Based Mental Health and Substance Abuse Services
Outpatient Mental Health/Substance Abuse Services
Inpatient Mental Health
Intensive Outpatient
Partial Hospitalization
Inpatient MH/SA or Residential MH/SA

All Employees															
State Name	County	City	Zip Code	Employee	Provider		Counts	Without Access		Average Time					
				#	Group	Standard	#	#	%	1	2				
New York	New York	New York	10128	1	Inpatient MH/SA...	1 in 60 mins	0	1	100.0	216.4	229.1				
		Oneida	Utica	13501	1	Routine Office Ba...	1 in 30 mins	0	1	100.0	144.4	145.6			
						Outpatient Mental...	1 in 30 mins	0	1	100.0	149.6	171.6			
						Inpatient Mental...	1 in 60 mins	0	1	100.0	149.6	171.6			
						Intensive Outpatient	1 in 60 mins	0	1	100.0	149.6	171.6			
						Partial Hospitaliza...	1 in 60 mins	0	1	100.0	149.6	171.6			
		Onondaga	Baldwinsville	13027	1	Inpatient MH/SA...	1 in 60 mins	0	1	100.0	149.6	168.5			
						Routine Office Ba...	1 in 30 mins	0	1	100.0	172.8	173.7			
						Outpatient Mental...	1 in 30 mins	0	1	100.0	176.7	189.0			
						Inpatient Mental...	1 in 60 mins	0	1	100.0	176.7	190.5			
						Intensive Outpatient	1 in 60 mins	0	1	100.0	176.7	189.0			
						Partial Hospitaliza...	1 in 60 mins	0	1	100.0	176.7	189.0			
						Inpatient MH/SA...	1 in 60 mins	0	1	100.0	176.7	189.0			
						Fayetteville	13066	1	Routine Office Ba...	1 in 30 mins	0	1	100.0	155.6	156.3
									Outpatient Mental...	1 in 30 mins	0	1	100.0	159.1	176.5
									Inpatient Mental...	1 in 60 mins	0	1	100.0	159.1	176.5
		Intensive Outpatient	1 in 60 mins	0	1				100.0	159.1	176.5				
		Partial Hospitaliza...	1 in 60 mins	0	1				100.0	159.1	176.5				
		Inpatient MH/SA...	1 in 60 mins	0	1				100.0	159.1	174.5				
		Syracuse	13210	1	Routine Office Ba...	1 in 30 mins	0	1	100.0	209.9	210.7				
					Outpatient Mental...	1 in 30 mins	0	1	100.0	214.5	236.3				
					Inpatient Mental...	1 in 60 mins	0	1	100.0	214.5	236.3				
					Intensive Outpatient	1 in 60 mins	0	1	100.0	214.5	236.3				
					Partial Hospitaliza...	1 in 60 mins	0	1	100.0	214.5	236.3				
					Inpatient MH/SA...	1 in 60 mins	0	1	100.0	214.5	234.0				
					13215		1	Routine Office Ba...	1 in 30 mins	0	1	100.0	165.9	166.4	
								Outpatient Mental...	1 in 30 mins	0	1	100.0	169.3	186.9	
	Inpatient Mental...	1 in 60 mins	0	1				100.0	169.3	186.9					
	Intensive Outpatient	1 in 60 mins	0	1				100.0	169.3	186.9					
	Partial Hospitaliza...	1 in 60 mins	0	1				100.0	169.3	186.9					
	Inpatient MH/SA...	1 in 60 mins	0	1				100.0	169.3	185.0					
	Ontario	Canandaigua	14424	3	Routine Office Ba...	1 in 30 mins	0	3	100.0	228.6	228.9				
					Outpatient Mental...	1 in 30 mins	0	3	100.0	231.6	249.1				
					Inpatient Mental...	1 in 60 mins	0	3	100.0	231.6	249.9				
					Intensive Outpatient	1 in 60 mins	0	3	100.0	231.6	249.1				
					Partial Hospitaliza...	1 in 60 mins	0	3	100.0	231.6	249.1				
					Inpatient MH/SA...	1 in 60 mins	0	3	100.0	231.6	248.2				
	Geneva	14456	1	Routine Office Ba...	1 in 30 mins	0	1	100.0	211.6	211.8					
				Outpatient Mental...	1 in 30 mins	0	1	100.0	214.4	233.6					
				Inpatient Mental...	1 in 60 mins	0	1	100.0	214.4	233.6					

Access Detail for All Employees Without Access

June 2022

Created for...
Cigna Payer Solutions Vermont PPO

- Access Analysis
- VT State Access
- Distance Method
- Estimated Driving Distance
- Employee / Provider Groups
- All Employees
- Routine Office Based Mental Health and Substance Abuse Services
- Outpatient Mental Health/Substance Abuse Services
- Inpatient Mental Health
- Intensive Outpatient
- Partial Hospitalization
- Inpatient MH/SA or Residential MH/SA

All Employees														
State Name	County	City	Zip Code	Employee	Provider		Counts	Without Access		Average Time				
				#	Group	Standard	#	#	%	1	2			
New York	Ontario	Geneva	14456	1	Intensive Outpatient	1 in 60 mins	0	1	100.0	214.4	233.6			
					Partial Hospitaliza...	1 in 60 mins	0	1	100.0	214.4	233.6			
					Inpatient MH/SA...	1 in 60 mins	0	1	100.0	214.4	231.8			
					Victor	14564	1	Routine Office Ba...	1 in 30 mins	0	1	100.0	235.4	236.0
								Outpatient Mental...	1 in 30 mins	0	1	100.0	238.8	252.3
								Inpatient Mental...	1 in 60 mins	0	1	100.0	238.8	255.0
		Orange	Central Valley	10917	1	Intensive Outpatient	1 in 60 mins	0	1	100.0	238.8	252.3		
						Partial Hospitaliza...	1 in 60 mins	0	1	100.0	238.8	252.3		
						Inpatient MH/SA...	1 in 60 mins	0	1	100.0	238.8	252.3		
						Routine Office Ba...	1 in 30 mins	0	1	100.0	130.3	130.3		
						Outpatient Mental...	1 in 30 mins	0	1	100.0	131.3	147.0		
						Inpatient Mental...	1 in 60 mins	0	1	100.0	131.3	147.0		
	Intensive Outpatient					1 in 60 mins	0	1	100.0	131.3	147.0			
	Partial Hospitaliza...					1 in 60 mins	0	1	100.0	131.3	147.0			
	Inpatient MH/SA...					1 in 60 mins	0	1	100.0	131.3	147.0			
	Cornwall on...					12520	1	Routine Office Ba...	1 in 30 mins	0	1	100.0	119.2	119.2
		Outpatient Mental...	1 in 30 mins	0	1			100.0	120.1	136.3				
		Inpatient Mental...	1 in 60 mins	0	1			100.0	120.1	136.3				
		Intensive Outpatient	1 in 60 mins	0	1			100.0	120.1	136.3				
		Partial Hospitaliza...	1 in 60 mins	0	1			100.0	120.1	136.3				
		Inpatient MH/SA...	1 in 60 mins	0	1			100.0	120.1	136.3				
		Monroe	10950	1	Routine Office Ba...			1 in 30 mins	0	1	100.0	144.2	144.2	
					Outpatient Mental...			1 in 30 mins	0	1	100.0	145.3	163.5	
					Inpatient Mental...			1 in 60 mins	0	1	100.0	145.3	163.5	
					Intensive Outpatient			1 in 60 mins	0	1	100.0	145.3	163.5	
					Partial Hospitaliza...			1 in 60 mins	0	1	100.0	145.3	163.5	
					Inpatient MH/SA...			1 in 60 mins	0	1	100.0	145.3	163.5	
	Montgomery	12549	1	Routine Office Ba...	1 in 30 mins	0	1	100.0	120.2	120.2				
Outpatient Mental...				1 in 30 mins	0	1	100.0	121.0	142.0					
Inpatient Mental...				1 in 60 mins	0	1	100.0	121.0	142.0					
Intensive Outpatient				1 in 60 mins	0	1	100.0	121.0	142.0					
Partial Hospitaliza...				1 in 60 mins	0	1	100.0	121.0	142.0					
Inpatient MH/SA...				1 in 60 mins	0	1	100.0	121.0	142.0					
Unionville	10988	1	Routine Office Ba...	1 in 30 mins	0	1	100.0	158.4	158.4					
			Outpatient Mental...	1 in 30 mins	0	1	100.0	159.3	181.5					
			Inpatient Mental...	1 in 60 mins	0	1	100.0	159.3	181.5					
			Intensive Outpatient	1 in 60 mins	0	1	100.0	159.3	181.5					
			Partial Hospitaliza...	1 in 60 mins	0	1	100.0	159.3	181.5					
			Inpatient MH/SA...	1 in 60 mins	0	1	100.0	159.3	181.5					
Warwick	10990	1	Routine Office Ba...	1 in 30 mins	0	1	100.0	140.7	140.7					

Access Detail for All Employees Without Access

June 2022

Created for...
Cigna Payer Solutions Vermont PPO

Access Analysis
VT State Access

Distance Method
Estimated Driving Distance

Employee / Provider Groups
All Employees
Routine Office Based Mental Health and Substance Abuse Services
Outpatient Mental Health/Substance Abuse Services
Inpatient Mental Health
Intensive Outpatient
Partial Hospitalization
Inpatient MH/SA or Residential MH/SA

All Employees												
State Name	County	City	Zip Code	Employee	Provider		Counts	Without Access		Average Time		
				#	Group	Standard	#	#	%	1	2	
New York	Orange	Warwick	10990	1	Outpatient Mental...	1 in 30 mins	0	1	100.0	141.7	159.3	
					Inpatient Mental...	1 in 60 mins	0	1	100.0	141.7	159.3	
					Intensive Outpatient	1 in 60 mins	0	1	100.0	141.7	159.3	
					Partial Hospitaliza...	1 in 60 mins	0	1	100.0	141.7	159.3	
					Inpatient MH/SA...	1 in 60 mins	0	1	100.0	141.7	159.3	
					Inpatient MH/SA...	1 in 60 mins	0	1	100.0	141.7	159.3	
		Otsego	Oneonta	13820	1	Routine Office Ba...	1 in 30 mins	0	1	100.0	109.3	109.4
					Outpatient Mental...	1 in 30 mins	0	1	100.0	110.4	144.0	
					Inpatient Mental...	1 in 60 mins	0	1	100.0	110.4	144.0	
					Intensive Outpatient	1 in 60 mins	0	1	100.0	110.4	144.0	
					Partial Hospitaliza...	1 in 60 mins	0	1	100.0	110.4	144.0	
					Inpatient MH/SA...	1 in 60 mins	0	1	100.0	110.4	141.2	
		Putnam	Cold Spring	10516	2	Routine Office Ba...	1 in 30 mins	0	2	100.0	118.8	118.8
					Outpatient Mental...	1 in 30 mins	0	2	100.0	119.6	134.5	
					Inpatient Mental...	1 in 60 mins	0	2	100.0	119.6	134.5	
					Intensive Outpatient	1 in 60 mins	0	2	100.0	119.6	134.5	
					Partial Hospitaliza...	1 in 60 mins	0	2	100.0	119.6	134.5	
					Inpatient MH/SA...	1 in 60 mins	0	2	100.0	119.6	134.5	
			Garrison	10524	1	Routine Office Ba...	1 in 30 mins	0	1	100.0	122.8	122.8
					Outpatient Mental...	1 in 30 mins	0	1	100.0	123.8	137.3	
					Inpatient Mental...	1 in 60 mins	0	1	100.0	123.8	137.3	
					Intensive Outpatient	1 in 60 mins	0	1	100.0	123.8	137.3	
					Partial Hospitaliza...	1 in 60 mins	0	1	100.0	123.8	137.3	
					Inpatient MH/SA...	1 in 60 mins	0	1	100.0	123.8	137.3	
	Queens	Astoria	11105	1	Routine Office Ba...	1 in 30 mins	0	1	100.0	214.7	214.7	
					Outpatient Mental...	1 in 30 mins	0	1	100.0	215.8	228.0	
					Inpatient Mental...	1 in 60 mins	0	1	100.0	215.8	228.0	
					Intensive Outpatient	1 in 60 mins	0	1	100.0	215.8	228.0	
					Partial Hospitaliza...	1 in 60 mins	0	1	100.0	215.8	228.0	
					Inpatient MH/SA...	1 in 60 mins	0	1	100.0	215.8	228.0	
		Bayside	11361	1	Routine Office Ba...	1 in 30 mins	0	1	100.0	213.7	213.7	
				Outpatient Mental...	1 in 30 mins	0	1	100.0	214.8	224.8		
				Inpatient Mental...	1 in 60 mins	0	1	100.0	214.8	224.8		
				Intensive Outpatient	1 in 60 mins	0	1	100.0	214.8	224.8		
				Partial Hospitaliza...	1 in 60 mins	0	1	100.0	214.8	224.8		
				Inpatient MH/SA...	1 in 60 mins	0	1	100.0	214.8	224.8		
		Corona	11368	1	Routine Office Ba...	1 in 30 mins	0	1	100.0	216.8	216.8	
				Outpatient Mental...	1 in 30 mins	0	1	100.0	217.9	229.2		
				Inpatient Mental...	1 in 60 mins	0	1	100.0	217.9	229.2		
				Intensive Outpatient	1 in 60 mins	0	1	100.0	217.9	229.2		
				Partial Hospitaliza...	1 in 60 mins	0	1	100.0	217.9	229.2		

Access Detail for All Employees Without Access

June 2022

Created for...
Cigna Payer Solutions Vermont PPO

- Access Analysis
- VT State Access
- Distance Method
- Estimated Driving Distance
- Employee / Provider Groups
- All Employees
 - Routine Office Based Mental Health and Substance Abuse Services
 - Outpatient Mental Health/Substance Abuse Services
 - Inpatient Mental Health
 - Intensive Outpatient
 - Partial Hospitalization
 - Inpatient MH/SA or Residential MH/SA

All Employees													
State Name	County	City	Zip Code	Employee	Provider		Counts	Without Access		Average Time			
				#	Group	Standard	#	#	%	1	2		
New York	Queens	Corona	11368	1	Inpatient MH/SA...	1 in 60 mins	0	1	100.0	217.9	229.2		
		East Elmhurst	11369	1	Routine Office Ba...	1 in 30 mins	0	1	100.0	215.5	215.5		
							Outpatient Mental...	1 in 30 mins	0	1	100.0	216.7	228.2
							Inpatient Mental...	1 in 60 mins	0	1	100.0	216.7	228.2
							Intensive Outpatient	1 in 60 mins	0	1	100.0	216.7	228.2
							Partial Hospitaliza...	1 in 60 mins	0	1	100.0	216.7	228.2
							Inpatient MH/SA...	1 in 60 mins	0	1	100.0	216.7	228.2
				Forest Hills	11375	1	Routine Office Ba...	1 in 30 mins	0	1	100.0	218.8	218.8
							Outpatient Mental...	1 in 30 mins	0	1	100.0	219.9	230.8
							Inpatient Mental...	1 in 60 mins	0	1	100.0	219.9	230.8
							Intensive Outpatient	1 in 60 mins	0	1	100.0	219.9	230.8
							Partial Hospitaliza...	1 in 60 mins	0	1	100.0	219.9	230.8
							Inpatient MH/SA...	1 in 60 mins	0	1	100.0	219.9	230.8
				Howard Beach	11414	1	Routine Office Ba...	1 in 30 mins	0	1	100.0	224.6	224.6
							Outpatient Mental...	1 in 30 mins	0	1	100.0	225.7	236.1
							Inpatient Mental...	1 in 60 mins	0	1	100.0	225.7	236.1
							Intensive Outpatient	1 in 60 mins	0	1	100.0	225.7	236.1
							Partial Hospitaliza...	1 in 60 mins	0	1	100.0	225.7	236.1
							Inpatient MH/SA...	1 in 60 mins	0	1	100.0	225.7	236.1
				Jamaica	11436	1	Routine Office Ba...	1 in 30 mins	0	1	100.0	222.7	222.7
							Outpatient Mental...	1 in 30 mins	0	1	100.0	223.9	233.7
							Inpatient Mental...	1 in 60 mins	0	1	100.0	223.9	233.7
							Intensive Outpatient	1 in 60 mins	0	1	100.0	223.9	233.7
							Partial Hospitaliza...	1 in 60 mins	0	1	100.0	223.9	233.7
					Inpatient MH/SA...	1 in 60 mins	0	1	100.0	223.9	233.7		
		Maspeth	11378	1	Routine Office Ba...	1 in 30 mins	0	1	100.0	219.6	219.6		
					Outpatient Mental...	1 in 30 mins	0	1	100.0	220.9	232.5		
					Inpatient Mental...	1 in 60 mins	0	1	100.0	220.9	232.5		
					Intensive Outpatient	1 in 60 mins	0	1	100.0	220.9	232.5		
					Partial Hospitaliza...	1 in 60 mins	0	1	100.0	220.9	232.5		
					Inpatient MH/SA...	1 in 60 mins	0	1	100.0	220.9	232.5		
		Oakland Gar...	11364	1	Routine Office Ba...	1 in 30 mins	0	1	100.0	215.1	215.1		
					Outpatient Mental...	1 in 30 mins	0	1	100.0	216.2	225.8		
					Inpatient Mental...	1 in 60 mins	0	1	100.0	216.2	225.8		
					Intensive Outpatient	1 in 60 mins	0	1	100.0	216.2	225.8		
					Partial Hospitaliza...	1 in 60 mins	0	1	100.0	216.2	225.8		
					Inpatient MH/SA...	1 in 60 mins	0	1	100.0	216.2	225.8		
		Richmond Hill	11418	1	Routine Office Ba...	1 in 30 mins	0	1	100.0	221.0	221.0		
					Outpatient Mental...	1 in 30 mins	0	1	100.0	222.2	232.6		
					Inpatient Mental...	1 in 60 mins	0	1	100.0	222.2	232.6		

Access Detail for All Employees Without Access

June 2022

Created for...
Cigna Payer Solutions Vermont PPO

- Access Analysis
- VT State Access
- Distance Method
- Estimated Driving Distance
- Employee / Provider Groups
- All Employees
- Routine Office Based Mental Health and Substance Abuse Services
- Outpatient Mental Health/Substance Abuse Services
- Inpatient Mental Health
- Intensive Outpatient
- Partial Hospitalization
- Inpatient MH/SA or Residential MH/SA

All Employees												
State Name	County	City	Zip Code	Employee	Provider		Counts	Without Access		Average Time		
				#	Group	Standard	#	#	%	1	2	
New York	Queens	Richmond Hill	11418	1	Intensive Outpatient	1 in 60 mins	0	1	100.0	222.2	232.6	
					Partial Hospitaliza...	1 in 60 mins	0	1	100.0	222.2	232.6	
					Inpatient MH/SA...	1 in 60 mins	0	1	100.0	222.2	232.6	
		Ridgewood	11385	1	Routine Office Ba...	1 in 30 mins	0	1	100.0	221.5	221.5	
					Outpatient Mental...	1 in 30 mins	0	1	100.0	222.6	234.2	
					Inpatient Mental...	1 in 60 mins	0	1	100.0	222.6	234.2	
	Woodside		11377	1	Intensive Outpatient	1 in 60 mins	0	1	100.0	222.6	234.2	
					Partial Hospitaliza...	1 in 60 mins	0	1	100.0	222.6	234.2	
					Inpatient MH/SA...	1 in 60 mins	0	1	100.0	222.6	234.2	
		Rensselaer	Castleton on...	12033	1	Routine Office Ba...	1 in 30 mins	0	1	100.0	217.6	217.6
						Outpatient Mental...	1 in 30 mins	0	1	100.0	218.8	230.8
						Inpatient Mental...	1 in 60 mins	0	1	100.0	218.8	230.8
	Richmond		Staten Island	10312	1	Intensive Outpatient	1 in 60 mins	0	1	100.0	218.8	230.8
						Partial Hospitaliza...	1 in 60 mins	0	1	100.0	218.8	230.8
						Inpatient MH/SA...	1 in 60 mins	0	1	100.0	218.8	230.8
		Rockland	Nanuet	10954	1	Routine Office Ba...	1 in 30 mins	0	1	100.0	46.6	46.6
						Outpatient Mental...	1 in 30 mins	0	1	100.0	47.7	70.0
						Inpatient Mental...	1 in 60 mins	0	1	100.0	242.6	242.6
	New City		10956	1	Outpatient Mental...	1 in 30 mins	0	1	100.0	243.8	258.2	
					Inpatient Mental...	1 in 60 mins	0	1	100.0	243.8	258.2	
					Intensive Outpatient	1 in 60 mins	0	1	100.0	243.8	258.2	
		Nyack	10960	3	Partial Hospitaliza...	1 in 60 mins	0	1	100.0	243.8	258.2	
					Inpatient MH/SA...	1 in 60 mins	0	1	100.0	243.8	258.2	
					Routine Office Ba...	1 in 30 mins	0	1	100.0	186.3	186.3	
New City	10956		1	Outpatient Mental...	1 in 30 mins	0	1	100.0	187.6	204.0		
				Inpatient Mental...	1 in 60 mins	0	1	100.0	187.6	204.0		
				Intensive Outpatient	1 in 60 mins	0	1	100.0	187.6	204.0		
	Nyack	10960	3	Partial Hospitaliza...	1 in 60 mins	0	1	100.0	187.6	204.0		
				Inpatient MH/SA...	1 in 60 mins	0	1	100.0	187.6	204.0		
				Routine Office Ba...	1 in 30 mins	0	1	100.0	153.9	153.9		
Nyack		10960	3	Outpatient Mental...	1 in 30 mins	0	1	100.0	154.9	168.9		
				Inpatient Mental...	1 in 60 mins	0	1	100.0	154.9	168.9		
				Intensive Outpatient	1 in 60 mins	0	1	100.0	154.9	168.9		
	Nyack	10960	3	Partial Hospitaliza...	1 in 60 mins	0	1	100.0	154.9	168.9		
				Inpatient MH/SA...	1 in 60 mins	0	1	100.0	154.9	168.9		
				Routine Office Ba...	1 in 30 mins	0	3	100.0	157.2	157.2		
Nyack		10960	3	Outpatient Mental...	1 in 30 mins	0	3	100.0	158.1	170.7		
				Inpatient Mental...	1 in 60 mins	0	3	100.0	158.1	170.7		
				Intensive Outpatient	1 in 60 mins	0	3	100.0	158.1	170.7		
	Nyack	10960	3	Partial Hospitaliza...	1 in 60 mins	0	3	100.0	158.1	170.7		
				Inpatient MH/SA...	1 in 60 mins	0	3	100.0	158.1	170.7		
				Routine Office Ba...	1 in 30 mins	0	3	100.0	158.1	170.7		

Access Detail for All Employees Without Access

June 2022

Created for...
Cigna Payer Solutions Vermont PPO

Access Analysis
VT State Access
Distance Method
Estimated Driving Distance
Employee / Provider Groups
All Employees
Routine Office Based Mental Health and Substance Abuse Services
Outpatient Mental Health/Substance Abuse Services
Inpatient Mental Health
Intensive Outpatient
Partial Hospitalization
Inpatient MH/SA or Residential MH/SA

All Employees													
State Name	County	City	Zip Code	Employee	Provider		Counts	Without Access		Average Time			
				#	Group	Standard	#	#	%	1	2		
New York	Rockland	Nyack	10960	3	Inpatient MH/SA...	1 in 60 mins	0	3	100.0	158.1	170.7		
		Palisades	10964	1	Routine Office Ba...	1 in 30 mins	0	1	100.0	148.8	148.8		
						Outpatient Mental...	1 in 30 mins	0	1	100.0	149.6	160.4	
						Inpatient Mental...	1 in 60 mins	0	1	100.0	149.6	160.4	
						Intensive Outpatient	1 in 60 mins	0	1	100.0	149.6	160.4	
						Partial Hospitaliza...	1 in 60 mins	0	1	100.0	149.6	160.4	
						Inpatient MH/SA...	1 in 60 mins	0	1	100.0	149.6	160.4	
		Saratoga	Ballston Spa	12020	1	Routine Office Ba...	1 in 30 mins	0	1	100.0	33.3	35.4	
						Outpatient Mental...	1 in 30 mins	0	1	100.0	39.9	73.5	
				Clifton Park	12065	4	Routine Office Ba...	1 in 30 mins	0	4	100.0	35.0	35.1
							Outpatient Mental...	1 in 30 mins	0	4	100.0	36.2	75.2
							Routine Office Ba...	1 in 30 mins	0	3	100.0	30.7	34.4
							Outpatient Mental...	1 in 30 mins	0	3	100.0	45.2	62.5
				Gansevoort	12831	3	Routine Office Ba...	1 in 30 mins	0	3	100.0	30.7	34.4
							Outpatient Mental...	1 in 30 mins	0	3	100.0	45.2	62.5
				Saratoga Sp...	12866	1	Routine Office Ba...	1 in 30 mins	0	1	100.0	31.3	34.9
							Outpatient Mental...	1 in 30 mins	0	1	100.0	40.8	70.6
			Schuylerville	12871	1	Outpatient Mental...	1 in 30 mins	0	1	100.0	34.6	61.8	
			South Glens...	12803	1	Outpatient Mental...	1 in 30 mins	0	1	100.0	53.2	56.6	
		St. Lawrence	Massena	13662	1	Routine Office Ba...	1 in 30 mins	0	1	100.0	84.0	86.8	
						Outpatient Mental...	1 in 30 mins	0	1	100.0	98.6	99.7	
							Inpatient Mental...	1 in 60 mins	0	1	100.0	109.3	109.6
							Intensive Outpatient	1 in 60 mins	0	1	100.0	99.7	102.0
							Partial Hospitaliza...	1 in 60 mins	0	1	100.0	109.3	109.4
						Inpatient MH/SA...	1 in 60 mins	0	1	100.0	108.9	109.3	
	Suffolk	Babylon	11702	2	Routine Office Ba...	1 in 30 mins	0	2	100.0	164.8	165.4		
					Outpatient Mental...	1 in 30 mins	0	2	100.0	168.0	169.8		
					Inpatient Mental...	1 in 60 mins	0	2	100.0	168.0	169.8		
					Intensive Outpatient	1 in 60 mins	0	2	100.0	168.0	169.8		
					Partial Hospitaliza...	1 in 60 mins	0	2	100.0	168.0	169.8		
					Inpatient MH/SA...	1 in 60 mins	0	2	100.0	168.0	169.8		
			Bridgehampton	11932	1	Routine Office Ba...	1 in 30 mins	0	1	100.0	142.4	142.8	
		Outpatient Mental...				1 in 30 mins	0	1	100.0	146.1	148.3		
		Inpatient Mental...				1 in 60 mins	0	1	100.0	146.1	148.3		
		Intensive Outpatient				1 in 60 mins	0	1	100.0	146.1	148.3		
		Partial Hospitaliza...				1 in 60 mins	0	1	100.0	146.1	148.3		
		Inpatient MH/SA...				1 in 60 mins	0	1	100.0	146.1	148.3		
			Centerport	11721	1	Routine Office Ba...	1 in 30 mins	0	1	100.0	166.3	166.5	
		Outpatient Mental...				1 in 30 mins	0	1	100.0	168.6	171.9		
		Inpatient Mental...				1 in 60 mins	0	1	100.0	168.6	171.9		
					Intensive Outpatient	1 in 60 mins	0	1	100.0	168.6	171.9		
					Partial Hospitaliza...	1 in 60 mins	0	1	100.0	168.6	171.9		

Access Detail for All Employees Without Access

June 2022

Created for...
Cigna Payer Solutions Vermont PPO

- Access Analysis
- VT State Access
- Distance Method
- Estimated Driving Distance
- Employee / Provider Groups
- All Employees
 - Routine Office Based Mental Health and Substance Abuse Services
 - Outpatient Mental Health/Substance Abuse Services
 - Inpatient Mental Health
 - Intensive Outpatient
 - Partial Hospitalization
 - Inpatient MH/SA or Residential MH/SA

All Employees													
State Name	County	City	Zip Code	Employee	Provider		Counts	Without Access		Average Time			
				#	Group	Standard	#	#	%	1	2		
New York	Suffolk	Centerport	11721	1	Inpatient MH/SA...	1 in 60 mins	0	1	100.0	168.6	171.9		
		Cold Spring...	11724	1	Routine Office Ba...	1 in 30 mins	0	1	100.0	154.0	154.2		
					0	Outpatient Mental...	1 in 30 mins	0	1	100.0	155.3	159.4	
					0	Inpatient Mental...	1 in 60 mins	0	1	100.0	155.3	159.4	
					0	Intensive Outpatient	1 in 60 mins	0	1	100.0	155.3	159.4	
					0	Partial Hospitaliza...	1 in 60 mins	0	1	100.0	155.3	159.4	
					0	Inpatient MH/SA...	1 in 60 mins	0	1	100.0	155.3	159.4	
				East Hampton	11937	2	Routine Office Ba...	1 in 30 mins	0	2	100.0	139.2	139.4
						0	Outpatient Mental...	1 in 30 mins	0	2	100.0	142.6	144.7
						0	Inpatient Mental...	1 in 60 mins	0	2	100.0	142.6	144.7
						0	Intensive Outpatient	1 in 60 mins	0	2	100.0	142.6	144.7
						0	Partial Hospitaliza...	1 in 60 mins	0	2	100.0	142.6	144.7
						0	Inpatient MH/SA...	1 in 60 mins	0	2	100.0	142.6	144.7
				East Northport	11731	1	Routine Office Ba...	1 in 30 mins	0	1	100.0	196.5	197.2
						0	Outpatient Mental...	1 in 30 mins	0	1	100.0	200.1	203.1
						0	Inpatient Mental...	1 in 60 mins	0	1	100.0	200.1	203.1
						0	Intensive Outpatient	1 in 60 mins	0	1	100.0	200.1	203.1
						0	Partial Hospitaliza...	1 in 60 mins	0	1	100.0	200.1	203.1
						0	Inpatient MH/SA...	1 in 60 mins	0	1	100.0	200.1	203.1
				Farmingville	11738	1	Routine Office Ba...	1 in 30 mins	0	1	100.0	195.1	195.9
						0	Outpatient Mental...	1 in 30 mins	0	1	100.0	201.3	203.4
						0	Inpatient Mental...	1 in 60 mins	0	1	100.0	201.3	203.4
						0	Intensive Outpatient	1 in 60 mins	0	1	100.0	201.3	203.4
						0	Partial Hospitaliza...	1 in 60 mins	0	1	100.0	201.3	203.4
						0	Inpatient MH/SA...	1 in 60 mins	0	1	100.0	201.3	203.4
				Greenlawn	11740	1	Routine Office Ba...	1 in 30 mins	0	1	100.0	168.1	168.4
						0	Outpatient Mental...	1 in 30 mins	0	1	100.0	170.7	173.8
						0	Inpatient Mental...	1 in 60 mins	0	1	100.0	170.7	173.8
						0	Intensive Outpatient	1 in 60 mins	0	1	100.0	170.7	173.8
						0	Partial Hospitaliza...	1 in 60 mins	0	1	100.0	170.7	173.8
				0	Inpatient MH/SA...	1 in 60 mins	0	1	100.0	170.7	173.8		
		Huntington S...	11746	1	Routine Office Ba...	1 in 30 mins	0	1	100.0	172.2	172.4		
				0	Outpatient Mental...	1 in 30 mins	0	1	100.0	174.6	177.8		
				0	Inpatient Mental...	1 in 60 mins	0	1	100.0	174.6	177.8		
				0	Intensive Outpatient	1 in 60 mins	0	1	100.0	174.6	177.8		
				0	Partial Hospitaliza...	1 in 60 mins	0	1	100.0	174.6	177.8		
				0	Inpatient MH/SA...	1 in 60 mins	0	1	100.0	174.6	177.8		
		Montauk	11954	1	Routine Office Ba...	1 in 30 mins	0	1	100.0	139.0	139.0		
				0	Outpatient Mental...	1 in 30 mins	0	1	100.0	142.1	144.2		
				0	Inpatient Mental...	1 in 60 mins	0	1	100.0	142.1	144.2		

Access Detail for All Employees Without Access

June 2022

Created for...
Cigna Payer Solutions Vermont PPO

- Access Analysis
- VT State Access
- Distance Method
- Estimated Driving Distance
- Employee / Provider Groups
- All Employees
- Routine Office Based Mental Health and Substance Abuse Services
- Outpatient Mental Health/Substance Abuse Services
- Inpatient Mental Health
- Intensive Outpatient
- Partial Hospitalization
- Inpatient MH/SA or Residential MH/SA

All Employees													
State Name	County	City	Zip Code	Employee	Provider		Counts	Without Access		Average Time			
				#	Group	Standard	#	#	%	1	2		
New York	Suffolk	Montauk	11954	1	Intensive Outpatient	1 in 60 mins	0	1	100.0	142.1	144.2		
				0	Partial Hospitaliza...	1 in 60 mins	0	1	100.0	142.1	144.2		
				0	Inpatient MH/SA...	1 in 60 mins	0	1	100.0	142.1	144.2		
		Sag Harbor	11963	1	Routine Office Ba...	1 in 30 mins	0	1	100.0	138.1	138.4		
				0	Outpatient Mental...	1 in 30 mins	0	1	100.0	141.8	143.8		
				0	Inpatient Mental...	1 in 60 mins	0	1	100.0	141.8	143.8		
				0	Intensive Outpatient	1 in 60 mins	0	1	100.0	141.8	143.8		
				0	Partial Hospitaliza...	1 in 60 mins	0	1	100.0	141.8	143.8		
				0	Inpatient MH/SA...	1 in 60 mins	0	1	100.0	141.8	143.8		
		Southampton	11968	2	Routine Office Ba...	1 in 30 mins	0	2	100.0	144.3	144.6		
				0	Outpatient Mental...	1 in 30 mins	0	2	100.0	148.1	150.3		
				0	Inpatient Mental...	1 in 60 mins	0	2	100.0	148.1	150.3		
				0	Intensive Outpatient	1 in 60 mins	0	2	100.0	148.1	150.3		
				0	Partial Hospitaliza...	1 in 60 mins	0	2	100.0	148.1	150.3		
				0	Inpatient MH/SA...	1 in 60 mins	0	2	100.0	148.1	150.3		
	Speonk			11972	1	Routine Office Ba...	1 in 30 mins	0	1	100.0	164.6	165.3	
					0	Outpatient Mental...	1 in 30 mins	0	1	100.0	169.4	171.8	
					0	Inpatient Mental...	1 in 60 mins	0	1	100.0	169.4	171.8	
		0	Intensive Outpatient		1 in 60 mins	0	1	100.0	169.4	171.8			
		0	Partial Hospitaliza...		1 in 60 mins	0	1	100.0	169.4	171.8			
		0	Inpatient MH/SA...		1 in 60 mins	0	1	100.0	169.4	171.8			
	Wading River	11792	1	Routine Office Ba...	1 in 30 mins	0	1	100.0	140.6	141.2			
			0	Outpatient Mental...	1 in 30 mins	0	1	100.0	145.2	147.3			
			0	Inpatient Mental...	1 in 60 mins	0	1	100.0	145.2	147.3			
			0	Intensive Outpatient	1 in 60 mins	0	1	100.0	145.2	147.3			
			0	Partial Hospitaliza...	1 in 60 mins	0	1	100.0	145.2	147.3			
			0	Inpatient MH/SA...	1 in 60 mins	0	1	100.0	145.2	147.3			
			Sullivan	Bloomingsburg	12721	1	Routine Office Ba...	1 in 30 mins	0	1	100.0	124.2	124.2
						0	Outpatient Mental...	1 in 30 mins	0	1	100.0	125.0	145.5
						0	Inpatient Mental...	1 in 60 mins	0	1	100.0	125.0	145.5
0	Intensive Outpatient	1 in 60 mins				0	1	100.0	125.0	145.5			
0	Partial Hospitaliza...	1 in 60 mins				0	1	100.0	125.0	145.5			
0	Inpatient MH/SA...	1 in 60 mins				0	1	100.0	125.0	145.5			
Rock Hill	12775	1	Routine Office Ba...	1 in 30 mins	0	1	100.0	127.9	127.9				
			0	Outpatient Mental...	1 in 30 mins	0	1	100.0	128.7	149.2			
			0	Inpatient Mental...	1 in 60 mins	0	1	100.0	128.7	149.2			
			0	Intensive Outpatient	1 in 60 mins	0	1	100.0	128.7	149.2			
			0	Partial Hospitaliza...	1 in 60 mins	0	1	100.0	128.7	149.2			
			0	Inpatient MH/SA...	1 in 60 mins	0	1	100.0	128.7	149.2			
Tompkins	Ithaca	14850	2	Routine Office Ba...	1 in 30 mins	0	2	100.0	188.4	188.5			

Access Detail for All Employees Without Access

June 2022

Created for...
Cigna Payer Solutions Vermont PPO

Access Analysis
VT State Access
Distance Method
Estimated Driving Distance
Employee / Provider Groups
All Employees
Routine Office Based Mental Health and Substance Abuse Services
Outpatient Mental Health/Substance Abuse Services
Inpatient Mental Health
Intensive Outpatient
Partial Hospitalization
Inpatient MH/SA or Residential MH/SA

All Employees												
State Name	County	City	Zip Code	Employee	Provider		Counts	Without Access		Average Time		
				#	Group	Standard	#	#	%	1	2	
New York	Tompkins	Ithaca	14850	2	Outpatient Mental...	1 in 30 mins	0	2	100.0	190.2	218.5	
					Inpatient Mental...	1 in 60 mins	0	2	100.0	190.2	218.5	
					Intensive Outpatient	1 in 60 mins	0	2	100.0	190.2	218.5	
					Partial Hospitaliza...	1 in 60 mins	0	2	100.0	190.2	218.5	
					Inpatient MH/SA...	1 in 60 mins	0	2	100.0	190.2	214.9	
					Inpatient MH/SA...	1 in 60 mins	0	0	1	100.0	196.9	197.0
		Ulster	Gardiner	12525	1	Routine Office Ba...	1 in 30 mins	0	1	100.0	109.0	109.0
					Outpatient Mental...	1 in 30 mins	0	1	100.0	109.8	132.0	
					Inpatient Mental...	1 in 60 mins	0	1	100.0	109.8	132.0	
					Intensive Outpatient	1 in 60 mins	0	1	100.0	109.8	132.0	
					Partial Hospitaliza...	1 in 60 mins	0	1	100.0	109.8	132.0	
					Inpatient MH/SA...	1 in 60 mins	0	1	100.0	109.8	132.0	
		Kingston	12401	1	1	Routine Office Ba...	1 in 30 mins	0	1	100.0	91.3	91.3
					Outpatient Mental...	1 in 30 mins	0	1	100.0	92.0	113.7	
					Inpatient Mental...	1 in 60 mins	0	1	100.0	92.0	113.7	
					Intensive Outpatient	1 in 60 mins	0	1	100.0	92.0	113.7	
					Partial Hospitaliza...	1 in 60 mins	0	1	100.0	92.0	113.7	
					Inpatient MH/SA...	1 in 60 mins	0	1	100.0	92.0	113.7	
		New Paltz	12561	1	1	Routine Office Ba...	1 in 30 mins	0	1	100.0	103.4	103.4
					Outpatient Mental...	1 in 30 mins	0	1	100.0	104.1	126.6	
					Inpatient Mental...	1 in 60 mins	0	1	100.0	104.1	126.6	
					Intensive Outpatient	1 in 60 mins	0	1	100.0	104.1	126.6	
					Partial Hospitaliza...	1 in 60 mins	0	1	100.0	104.1	126.6	
					Inpatient MH/SA...	1 in 60 mins	0	1	100.0	104.1	126.6	
	West Camp	12490	1	1	Routine Office Ba...	1 in 30 mins	0	1	100.0	78.0	78.0	
				Outpatient Mental...	1 in 30 mins	0	1	100.0	78.7	99.6		
				Inpatient Mental...	1 in 60 mins	0	1	100.0	78.7	99.6		
				Intensive Outpatient	1 in 60 mins	0	1	100.0	78.7	99.6		
				Partial Hospitaliza...	1 in 60 mins	0	1	100.0	78.7	99.6		
				Inpatient MH/SA...	1 in 60 mins	0	1	100.0	78.7	99.6		
	Warren	Glens Falls	12801	1	Routine Office Ba...	1 in 30 mins	0	1	100.0	32.3	34.8	
				Outpatient Mental...	1 in 30 mins	0	1	100.0	64.8	65.3		
				Inpatient Mental...	1 in 60 mins	0	1	100.0	64.8	65.3		
				Intensive Outpatient	1 in 60 mins	0	1	100.0	64.8	65.3		
				Partial Hospitaliza...	1 in 60 mins	0	1	100.0	64.8	65.3		
				Partial Hospitaliza...	1 in 60 mins	0	1	100.0	64.8	65.3		

Access Detail for All Employees Without Access

June 2022

Created for...
Cigna Payer Solutions Vermont PPO

- Access Analysis
- VT State Access
- Distance Method
- Estimated Driving Distance
- Employee / Provider Groups
- All Employees
- Routine Office Based Mental Health and Substance Abuse Services
- Outpatient Mental Health/Substance Abuse Services
- Inpatient Mental Health
- Intensive Outpatient
- Partial Hospitalization
- Inpatient MH/SA or Residential MH/SA

All Employees												
State Name	County	City	Zip Code	Employee	Provider		Counts	Without Access		Average Time		
				#	Group	Standard	#	#	%	1	2	
New York	Warren	Queensbury	12804	1	Outpatient Mental...	1 in 30 mins	0	1	100.0	50.4	50.4	
	Washington	Greenwich	12834	1	Outpatient Mental...	1 in 30 mins	0	1	100.0	31.4	57.9	
	Westchester	Ardsley	10502	1	Routine Office Ba...	1 in 30 mins	0	1	100.0	162.1	162.1	
						Outpatient Mental...	1 in 30 mins	0	1	100.0	163.0	174.0
						Inpatient Mental...	1 in 60 mins	0	1	100.0	163.0	174.0
						Intensive Outpatient	1 in 60 mins	0	1	100.0	163.0	174.0
						Partial Hospitaliza...	1 in 60 mins	0	1	100.0	163.0	174.0
						Inpatient MH/SA...	1 in 60 mins	0	1	100.0	163.0	174.0
			Bedford	10506	1	Routine Office Ba...	1 in 30 mins	0	1	100.0	130.9	130.9
						Outpatient Mental...	1 in 30 mins	0	1	100.0	131.7	139.9
						Inpatient Mental...	1 in 60 mins	0	1	100.0	131.7	139.9
						Intensive Outpatient	1 in 60 mins	0	1	100.0	131.7	139.9
						Partial Hospitaliza...	1 in 60 mins	0	1	100.0	131.7	139.9
						Inpatient MH/SA...	1 in 60 mins	0	1	100.0	131.7	139.9
			Chappaqua	10514	1	Routine Office Ba...	1 in 30 mins	0	1	100.0	134.2	134.2
						Outpatient Mental...	1 in 30 mins	0	1	100.0	135.1	145.0
						Inpatient Mental...	1 in 60 mins	0	1	100.0	135.1	145.0
						Intensive Outpatient	1 in 60 mins	0	1	100.0	135.1	145.0
						Partial Hospitaliza...	1 in 60 mins	0	1	100.0	135.1	145.0
						Inpatient MH/SA...	1 in 60 mins	0	1	100.0	135.1	145.0
			Croton on H...	10520	1	Routine Office Ba...	1 in 30 mins	0	1	100.0	133.4	133.4
						Outpatient Mental...	1 in 30 mins	0	1	100.0	134.2	146.1
						Inpatient Mental...	1 in 60 mins	0	1	100.0	134.2	146.1
						Intensive Outpatient	1 in 60 mins	0	1	100.0	134.2	146.1
						Partial Hospitaliza...	1 in 60 mins	0	1	100.0	134.2	146.1
						Inpatient MH/SA...	1 in 60 mins	0	1	100.0	134.2	146.1
			Harrison	10528	1	Routine Office Ba...	1 in 30 mins	0	1	100.0	192.5	192.5
					Outpatient Mental...	1 in 30 mins	0	1	100.0	193.6	204.1	
					Inpatient Mental...	1 in 60 mins	0	1	100.0	193.6	204.1	
					Intensive Outpatient	1 in 60 mins	0	1	100.0	193.6	204.1	
					Partial Hospitaliza...	1 in 60 mins	0	1	100.0	193.6	204.1	
					Inpatient MH/SA...	1 in 60 mins	0	1	100.0	193.6	204.1	
		Hartsdale	10530	1	Routine Office Ba...	1 in 30 mins	0	1	100.0	188.8	188.8	
					Outpatient Mental...	1 in 30 mins	0	1	100.0	190.0	202.3	
					Inpatient Mental...	1 in 60 mins	0	1	100.0	190.0	202.3	
					Intensive Outpatient	1 in 60 mins	0	1	100.0	190.0	202.3	
					Partial Hospitaliza...	1 in 60 mins	0	1	100.0	190.0	202.3	
					Inpatient MH/SA...	1 in 60 mins	0	1	100.0	190.0	202.3	
		Irvington	10533	1	Routine Office Ba...	1 in 30 mins	0	1	100.0	160.4	160.4	
					Outpatient Mental...	1 in 30 mins	0	1	100.0	161.4	172.8	

Access Detail for All Employees Without Access

June 2022

Created for...
Cigna Payer Solutions Vermont PPO

- Access Analysis
- VT State Access
- Distance Method
- Estimated Driving Distance
- Employee / Provider Groups
- All Employees
- Routine Office Based Mental Health and Substance Abuse Services
- Outpatient Mental Health/Substance Abuse Services
- Inpatient Mental Health
- Intensive Outpatient
- Partial Hospitalization
- Inpatient MH/SA or Residential MH/SA

All Employees												
State Name	County	City	Zip Code	Employee	Provider		Counts	Without Access		Average Time		
				#	Group	Standard	#	#	%	1	2	
New York	Westchester	Irvington	10533	1	Inpatient Mental...	1 in 60 mins	0	1	100.0	161.4	172.8	
					Intensive Outpatient	1 in 60 mins	0	1	100.0	161.4	172.8	
					Partial Hospitaliza...	1 in 60 mins	0	1	100.0	161.4	172.8	
					Inpatient MH/SA...	1 in 60 mins	0	1	100.0	161.4	172.8	
					Routine Office Ba...	1 in 30 mins	0	2	100.0	126.7	126.7	
					Outpatient Mental...	1 in 30 mins	0	2	100.0	127.6	137.0	
			Katonah	10536		Inpatient Mental...	1 in 60 mins	0	2	100.0	127.6	137.0
					Intensive Outpatient	1 in 60 mins	0	2	100.0	127.6	137.0	
					Partial Hospitaliza...	1 in 60 mins	0	2	100.0	127.6	137.0	
					Inpatient MH/SA...	1 in 60 mins	0	2	100.0	127.6	137.0	
					Routine Office Ba...	1 in 30 mins	0	3	100.0	196.9	196.9	
					Outpatient Mental...	1 in 30 mins	0	3	100.0	198.0	208.9	
			Larchmont	10538		Inpatient Mental...	1 in 60 mins	0	3	100.0	198.0	208.9
					Intensive Outpatient	1 in 60 mins	0	3	100.0	198.0	208.9	
					Partial Hospitaliza...	1 in 60 mins	0	3	100.0	198.0	208.9	
					Inpatient MH/SA...	1 in 60 mins	0	3	100.0	198.0	208.9	
					Routine Office Ba...	1 in 30 mins	0	1	100.0	200.7	200.7	
					Outpatient Mental...	1 in 30 mins	0	1	100.0	201.8	213.7	
			Mount Vernon	10550		Inpatient Mental...	1 in 60 mins	0	1	100.0	201.8	213.7
					Intensive Outpatient	1 in 60 mins	0	1	100.0	201.8	213.7	
					Partial Hospitaliza...	1 in 60 mins	0	1	100.0	201.8	213.7	
					Inpatient MH/SA...	1 in 60 mins	0	1	100.0	201.8	213.7	
					Routine Office Ba...	1 in 30 mins	0	1	100.0	199.2	199.2	
					Outpatient Mental...	1 in 30 mins	0	1	100.0	200.3	212.1	
	10552			Inpatient Mental...	1 in 60 mins	0	1	100.0	200.3	212.1		
			Intensive Outpatient	1 in 60 mins	0	1	100.0	200.3	212.1			
			Partial Hospitaliza...	1 in 60 mins	0	1	100.0	200.3	212.1			
			Inpatient MH/SA...	1 in 60 mins	0	1	100.0	200.3	212.1			
			Routine Office Ba...	1 in 30 mins	0	1	100.0	200.3	200.3			
			Outpatient Mental...	1 in 30 mins	0	1	100.0	201.4	212.4			
	New Rochelle	10805		Inpatient Mental...	1 in 60 mins	0	1	100.0	201.4	212.4		
			Intensive Outpatient	1 in 60 mins	0	1	100.0	201.4	212.4			
			Partial Hospitaliza...	1 in 60 mins	0	1	100.0	201.4	212.4			
			Inpatient MH/SA...	1 in 60 mins	0	1	100.0	201.4	212.4			
			Routine Office Ba...	1 in 30 mins	0	1	100.0	200.6	200.6			
			Outpatient Mental...	1 in 30 mins	0	1	100.0	201.7	213.1			
	Pelham	10803		Inpatient Mental...	1 in 60 mins	0	1	100.0	201.7	213.1		
			Intensive Outpatient	1 in 60 mins	0	1	100.0	201.7	213.1			
			Partial Hospitaliza...	1 in 60 mins	0	1	100.0	201.7	213.1			
			Inpatient MH/SA...	1 in 60 mins	0	1	100.0	201.7	213.1			
			Routine Office Ba...	1 in 30 mins	0	1	100.0	200.6	200.6			
			Outpatient Mental...	1 in 30 mins	0	1	100.0	201.7	213.1			

Access Detail for All Employees Without Access

June 2022

Created for...
Cigna Payer Solutions Vermont PPO

Access Analysis
VT State Access

Distance Method
Estimated Driving Distance

Employee / Provider Groups
All Employees
Routine Office Based Mental Health and Substance Abuse Services
Outpatient Mental Health/Substance Abuse Services
Inpatient Mental Health
Intensive Outpatient
Partial Hospitalization
Inpatient MH/SA or Residential MH/SA

All Employees												
State Name	County	City	Zip Code	Employee	Provider		Counts	Without Access		Average Time		
				#	Group	Standard	#	#	%	1	2	
New York	Westchester	Pleasantville	10570	1	Routine Office Ba...	1 in 30 mins	0	1	100.0	150.8	150.8	
					Outpatient Mental...	1 in 30 mins	0	1	100.0	151.8	162.7	
					Inpatient Mental...	1 in 60 mins	0	1	100.0	151.8	162.7	
					Intensive Outpatient	1 in 60 mins	0	1	100.0	151.8	162.7	
					Partial Hospitaliza...	1 in 60 mins	0	1	100.0	151.8	162.7	
					Inpatient MH/SA...	1 in 60 mins	0	1	100.0	151.8	162.7	
			Port Chester	10573	1	Routine Office Ba...	1 in 30 mins	0	1	100.0	188.4	188.4
					Outpatient Mental...	1 in 30 mins	0	1	100.0	189.6	199.4	
					Inpatient Mental...	1 in 60 mins	0	1	100.0	189.6	199.4	
					Intensive Outpatient	1 in 60 mins	0	1	100.0	189.6	199.4	
					Partial Hospitaliza...	1 in 60 mins	0	1	100.0	189.6	199.4	
					Inpatient MH/SA...	1 in 60 mins	0	1	100.0	189.6	199.4	
			Pound Ridge	10576	2	Routine Office Ba...	1 in 30 mins	0	2	100.0	130.3	130.3
					Outpatient Mental...	1 in 30 mins	0	2	100.0	131.2	138.6	
					Inpatient Mental...	1 in 60 mins	0	2	100.0	131.2	138.6	
					Intensive Outpatient	1 in 60 mins	0	2	100.0	131.2	138.6	
					Partial Hospitaliza...	1 in 60 mins	0	2	100.0	131.2	138.6	
					Inpatient MH/SA...	1 in 60 mins	0	2	100.0	131.2	138.6	
			Rye	10580	2	Routine Office Ba...	1 in 30 mins	0	2	100.0	163.5	163.5
					Outpatient Mental...	1 in 30 mins	0	2	100.0	164.5	172.9	
					Inpatient Mental...	1 in 60 mins	0	2	100.0	164.5	172.9	
					Intensive Outpatient	1 in 60 mins	0	2	100.0	164.5	172.9	
					Partial Hospitaliza...	1 in 60 mins	0	2	100.0	164.5	172.9	
					Inpatient MH/SA...	1 in 60 mins	0	2	100.0	164.5	172.9	
	Scarsdale	10583	4	Routine Office Ba...	1 in 30 mins	0	4	100.0	192.1	192.1		
			Outpatient Mental...	1 in 30 mins	0	4	100.0	193.2	205.2			
			Inpatient Mental...	1 in 60 mins	0	4	100.0	193.2	205.2			
			Intensive Outpatient	1 in 60 mins	0	4	100.0	193.2	205.2			
			Partial Hospitaliza...	1 in 60 mins	0	4	100.0	193.2	205.2			
			Inpatient MH/SA...	1 in 60 mins	0	4	100.0	193.2	205.2			
	South Salem	10590	2	Routine Office Ba...	1 in 30 mins	0	2	100.0	126.3	126.3		
			Outpatient Mental...	1 in 30 mins	0	2	100.0	127.2	134.2			
			Inpatient Mental...	1 in 60 mins	0	2	100.0	127.2	134.2			
			Intensive Outpatient	1 in 60 mins	0	2	100.0	127.2	134.2			
			Partial Hospitaliza...	1 in 60 mins	0	2	100.0	127.2	134.2			
			Inpatient MH/SA...	1 in 60 mins	0	2	100.0	127.2	134.2			
	Yonkers	10705	1	Routine Office Ba...	1 in 30 mins	0	1	100.0	200.8	200.8		
			Outpatient Mental...	1 in 30 mins	0	1	100.0	202.0	215.0			
			Inpatient Mental...	1 in 60 mins	0	1	100.0	202.0	215.0			
			Intensive Outpatient	1 in 60 mins	0	1	100.0	202.0	215.0			

Access Detail for All Employees Without Access

June 2022

Created for...
Cigna Payer Solutions Vermont PPO

- Access Analysis
- VT State Access
- Distance Method
- Estimated Driving Distance
- Employee / Provider Groups
- All Employees
- Routine Office Based Mental Health and Substance Abuse Services
- Outpatient Mental Health/Substance Abuse Services
- Inpatient Mental Health
- Intensive Outpatient
- Partial Hospitalization
- Inpatient MH/SA or Residential MH/SA

All Employees											
State Name	County	City	Zip Code	Employee	Provider		Counts	Without Access		Average Time	
				#	Group	Standard	#	#	%	1	2
New York	Westchester	Yonkers	10705	1	Partial Hospitaliza...	1 in 60 mins	0	1	100.0	202.0	215.0
					Inpatient MH/SA...	1 in 60 mins	0	1	100.0	202.0	215.0
		Yorktown He...	10598	1	Routine Office Ba...	1 in 30 mins	0	1	100.0	138.2	138.2
					Outpatient Mental...	1 in 30 mins	0	1	100.0	139.2	151.5
					Inpatient Mental...	1 in 60 mins	0	1	100.0	139.2	151.5
					Intensive Outpatient	1 in 60 mins	0	1	100.0	139.2	151.5
					Partial Hospitaliza...	1 in 60 mins	0	1	100.0	139.2	151.5
	Yates	Branchport	14418	1	Routine Office Ba...	1 in 30 mins	0	1	100.0	226.6	226.6
					Outpatient Mental...	1 in 30 mins	0	1	100.0	228.8	252.1
					Inpatient Mental...	1 in 60 mins	0	1	100.0	228.8	252.1
					Intensive Outpatient	1 in 60 mins	0	1	100.0	228.8	252.1
					Partial Hospitaliza...	1 in 60 mins	0	1	100.0	228.8	252.1
					Inpatient MH/SA...	1 in 60 mins	0	1	100.0	228.8	249.4
					Inpatient MH/SA...	1 in 60 mins	0	1	100.0	228.8	249.4
North Carolina	Buncombe	Asheville	28804	1	Routine Office Ba...	1 in 30 mins	0	1	100.0	808.9	808.9
					Outpatient Mental...	1 in 30 mins	0	1	100.0	809.7	836.2
					Inpatient Mental...	1 in 60 mins	0	1	100.0	809.7	836.2
					Intensive Outpatient	1 in 60 mins	0	1	100.0	809.7	836.2
					Partial Hospitaliza...	1 in 60 mins	0	1	100.0	809.7	836.2
					Inpatient MH/SA...	1 in 60 mins	0	1	100.0	809.7	836.2
		Candler	28715	1	Routine Office Ba...	1 in 30 mins	0	1	100.0	820.3	820.3
					Outpatient Mental...	1 in 30 mins	0	1	100.0	821.3	847.8
					Inpatient Mental...	1 in 60 mins	0	1	100.0	821.3	847.8
					Intensive Outpatient	1 in 60 mins	0	1	100.0	821.3	847.8
					Partial Hospitaliza...	1 in 60 mins	0	1	100.0	821.3	847.8
					Inpatient MH/SA...	1 in 60 mins	0	1	100.0	821.3	847.8
	Cabarrus	Harrisburg	28075	1	Routine Office Ba...	1 in 30 mins	0	1	100.0	746.7	746.7
					Outpatient Mental...	1 in 30 mins	0	1	100.0	747.7	770.4
					Inpatient Mental...	1 in 60 mins	0	1	100.0	747.7	770.4
					Intensive Outpatient	1 in 60 mins	0	1	100.0	747.7	770.4
					Partial Hospitaliza...	1 in 60 mins	0	1	100.0	747.7	770.4
					Inpatient MH/SA...	1 in 60 mins	0	1	100.0	747.7	770.4
	Cherokee	Murphy	28906	1	Routine Office Ba...	1 in 30 mins	0	1	100.0	914.8	914.8
					Outpatient Mental...	1 in 30 mins	0	1	100.0	915.7	943.5
					Inpatient Mental...	1 in 60 mins	0	1	100.0	915.7	943.5
					Intensive Outpatient	1 in 60 mins	0	1	100.0	915.7	943.5
					Partial Hospitaliza...	1 in 60 mins	0	1	100.0	915.7	943.5
					Inpatient MH/SA...	1 in 60 mins	0	1	100.0	915.7	943.5
Cumberland	Fayetteville	28311	1	Routine Office Ba...	1 in 30 mins	0	1	100.0	693.4	693.4	
				Outpatient Mental...	1 in 30 mins	0	1	100.0	694.4	712.8	

Access Detail for All Employees Without Access

June 2022

Created for...
Cigna Payer Solutions Vermont PPO

- Access Analysis
- VT State Access
- Distance Method
- Estimated Driving Distance
- Employee / Provider Groups
- All Employees
- Routine Office Based Mental Health and Substance Abuse Services
- Outpatient Mental Health/Substance Abuse Services
- Inpatient Mental Health
- Intensive Outpatient
- Partial Hospitalization
- Inpatient MH/SA or Residential MH/SA

All Employees												
State Name	County	City	Zip Code	Employee	Provider		Counts	Without Access		Average Time		
				#	Group	Standard	#	#	%	1	2	
North Carolina	Cumberland	Fayetteville	28311	1	Inpatient Mental...	1 in 60 mins	0	1	100.0	694.4	712.8	
					Intensive Outpatient	1 in 60 mins	0	1	100.0	694.4	712.8	
					Partial Hospitaliza...	1 in 60 mins	0	1	100.0	694.4	712.8	
					Inpatient MH/SA...	1 in 60 mins	0	1	100.0	694.4	712.8	
					Routine Office Ba...	1 in 30 mins	0	1	100.0	698.4	698.4	
					Outpatient Mental...	1 in 30 mins	0	1	100.0	699.2	717.1	
			Fort Bragg	28307		Inpatient Mental...	1 in 60 mins	0	1	100.0	699.2	717.1
					Intensive Outpatient	1 in 60 mins	0	1	100.0	699.2	717.1	
					Partial Hospitaliza...	1 in 60 mins	0	1	100.0	699.2	717.1	
					Inpatient MH/SA...	1 in 60 mins	0	1	100.0	699.2	717.1	
					Routine Office Ba...	1 in 30 mins	0	1	100.0	901.4	901.4	
					Outpatient Mental...	1 in 30 mins	0	1	100.0	902.6	926.6	
		Durham	Durham	27701		Inpatient Mental...	1 in 60 mins	0	1	100.0	902.6	926.6
					Intensive Outpatient	1 in 60 mins	0	1	100.0	902.6	926.6	
					Partial Hospitaliza...	1 in 60 mins	0	1	100.0	902.6	926.6	
					Inpatient MH/SA...	1 in 60 mins	0	1	100.0	902.6	926.6	
					Routine Office Ba...	1 in 30 mins	0	1	100.0	824.0	824.0	
					Outpatient Mental...	1 in 30 mins	0	1	100.0	825.3	851.0	
		Forsyth	Lewisville	27023		Inpatient Mental...	1 in 60 mins	0	1	100.0	825.3	851.0
					Intensive Outpatient	1 in 60 mins	0	1	100.0	825.3	851.0	
					Partial Hospitaliza...	1 in 60 mins	0	1	100.0	825.3	851.0	
					Inpatient MH/SA...	1 in 60 mins	0	1	100.0	825.3	851.0	
					Routine Office Ba...	1 in 30 mins	0	1	100.0	688.8	688.8	
					Outpatient Mental...	1 in 30 mins	0	1	100.0	689.6	713.3	
	Winston Salem	27104	27023		Inpatient Mental...	1 in 60 mins	0	1	100.0	689.6	713.3	
				Intensive Outpatient	1 in 60 mins	0	1	100.0	689.6	713.3		
				Partial Hospitaliza...	1 in 60 mins	0	1	100.0	689.6	713.3		
				Inpatient MH/SA...	1 in 60 mins	0	1	100.0	689.6	713.3		
				Routine Office Ba...	1 in 30 mins	0	1	100.0	753.0	753.0		
				Outpatient Mental...	1 in 30 mins	0	1	100.0	753.9	779.7		
	Guilford	Greensboro	27410		Inpatient Mental...	1 in 60 mins	0	1	100.0	753.9	779.7	
				Intensive Outpatient	1 in 60 mins	0	1	100.0	753.9	779.7		
				Partial Hospitaliza...	1 in 60 mins	0	1	100.0	753.9	779.7		
				Inpatient MH/SA...	1 in 60 mins	0	1	100.0	753.9	779.7		
				Routine Office Ba...	1 in 30 mins	0	1	100.0	732.6	732.6		
				Outpatient Mental...	1 in 30 mins	0	1	100.0	733.5	758.2		
					Inpatient Mental...	1 in 60 mins	0	1	100.0	733.5	758.2	
					Intensive Outpatient	1 in 60 mins	0	1	100.0	733.5	758.2	
					Partial Hospitaliza...	1 in 60 mins	0	1	100.0	733.5	758.2	
					Inpatient MH/SA...	1 in 60 mins	0	1	100.0	733.5	758.2	

Access Detail for All Employees Without Access

June 2022

Created for...
Cigna Payer Solutions Vermont PPO

- Access Analysis
- VT State Access
- Distance Method
- Estimated Driving Distance
- Employee / Provider Groups
- All Employees
- Routine Office Based Mental Health and Substance Abuse Services
- Outpatient Mental Health/Substance Abuse Services
- Inpatient Mental Health
- Intensive Outpatient
- Partial Hospitalization
- Inpatient MH/SA or Residential MH/SA

All Employees													
State Name	County	City	Zip Code	Employee	Provider		Counts	Without Access		Average Time			
				#	Group	Standard	#	#	%	1	2		
North Carolina	Henderson	Hendersonville	28739	1	Routine Office Ba...	1 in 30 mins	0	1	100.0	826.1	826.1		
					Outpatient Mental...	1 in 30 mins	0	1	100.0	827.0	852.9		
					Inpatient Mental...	1 in 60 mins	0	1	100.0	827.0	852.9		
					Intensive Outpatient	1 in 60 mins	0	1	100.0	827.0	852.9		
					Partial Hospitaliza...	1 in 60 mins	0	1	100.0	827.0	852.9		
					Inpatient MH/SA...	1 in 60 mins	0	1	100.0	827.0	852.9		
		Lee	Sanford	27330	1	Routine Office Ba...	1 in 30 mins	0	1	100.0	679.3	679.3	
					Outpatient Mental...	1 in 30 mins	0	1	100.0	680.2	699.9		
					Inpatient Mental...	1 in 60 mins	0	1	100.0	680.2	699.9		
					Intensive Outpatient	1 in 60 mins	0	1	100.0	680.2	699.9		
					Partial Hospitaliza...	1 in 60 mins	0	1	100.0	680.2	699.9		
					Inpatient MH/SA...	1 in 60 mins	0	1	100.0	680.2	699.9		
		Mecklenburg	Charlotte	28210	1	Routine Office Ba...	1 in 30 mins	0	1	100.0	991.6	991.6	
					Outpatient Mental...	1 in 30 mins	0	1	100.0	992.7	1,022.4		
					Inpatient Mental...	1 in 60 mins	0	1	100.0	992.7	1,022.4		
					Intensive Outpatient	1 in 60 mins	0	1	100.0	992.7	1,022.4		
					Partial Hospitaliza...	1 in 60 mins	0	1	100.0	992.7	1,022.4		
					Inpatient MH/SA...	1 in 60 mins	0	1	100.0	992.7	1,022.4		
					28217	1	Routine Office Ba...	1 in 30 mins	0	1	100.0	842.2	842.2
							Outpatient Mental...	1 in 30 mins	0	1	100.0	843.3	868.6
							Inpatient Mental...	1 in 60 mins	0	1	100.0	843.3	868.6
							Intensive Outpatient	1 in 60 mins	0	1	100.0	843.3	868.6
							Partial Hospitaliza...	1 in 60 mins	0	1	100.0	843.3	868.6
							Inpatient MH/SA...	1 in 60 mins	0	1	100.0	843.3	868.6
			28227	2	Routine Office Ba...	1 in 30 mins	0	2	100.0	831.4	831.4		
					Outpatient Mental...	1 in 30 mins	0	2	100.0	832.4	857.4		
					Inpatient Mental...	1 in 60 mins	0	2	100.0	832.4	857.4		
					Intensive Outpatient	1 in 60 mins	0	2	100.0	832.4	857.4		
					Partial Hospitaliza...	1 in 60 mins	0	2	100.0	832.4	857.4		
					Inpatient MH/SA...	1 in 60 mins	0	2	100.0	832.4	857.4		
		Davidson	28036	1	Routine Office Ba...	1 in 30 mins	0	1	100.0	742.6	742.6		
	Outpatient Mental...			1 in 30 mins	0	1	100.0	743.5	767.0				
	Inpatient Mental...			1 in 60 mins	0	1	100.0	743.5	767.0				
	Intensive Outpatient			1 in 60 mins	0	1	100.0	743.5	767.0				
	Partial Hospitaliza...			1 in 60 mins	0	1	100.0	743.5	767.0				
	Inpatient MH/SA...			1 in 60 mins	0	1	100.0	743.5	767.0				
		Huntersville	28078	2	Routine Office Ba...	1 in 30 mins	0	2	100.0	748.3	748.3		
	Outpatient Mental...			1 in 30 mins	0	2	100.0	749.3	772.6				
	Inpatient Mental...			1 in 60 mins	0	2	100.0	749.3	772.6				
	Intensive Outpatient			1 in 60 mins	0	2	100.0	749.3	772.6				
	Partial Hospitaliza...			1 in 60 mins	0	2	100.0	749.3	772.6				
	Inpatient MH/SA...			1 in 60 mins	0	2	100.0	749.3	772.6				

Access Detail for All Employees Without Access

June 2022

Created for...
Cigna Payer Solutions Vermont PPO

- Access Analysis
- VT State Access
- Distance Method
- Estimated Driving Distance
- Employee / Provider Groups
- All Employees
- Routine Office Based Mental Health and Substance Abuse Services
- Outpatient Mental Health/Substance Abuse Services
- Inpatient Mental Health
- Intensive Outpatient
- Partial Hospitalization
- Inpatient MH/SA or Residential MH/SA

All Employees															
State Name	County	City	Zip Code	Employee	Provider		Counts	Without Access		Average Time					
				#	Group	Standard	#	#	%	1	2				
North Carolina	Mecklenburg	Huntersville	28078	2	Partial Hospitaliza...	1 in 60 mins	0	2	100.0	749.3	772.6				
					Inpatient MH/SA...	1 in 60 mins	0	2	100.0	749.3	772.6				
		Moore	Vass	28394	1	Routine Office Ba...	1 in 30 mins	0	1	100.0	701.1	701.1			
						Outpatient Mental...	1 in 30 mins	0	1	100.0	702.0	721.4			
						Inpatient Mental...	1 in 60 mins	0	1	100.0	702.0	721.4			
						Intensive Outpatient	1 in 60 mins	0	1	100.0	702.0	721.4			
	Partial Hospitaliza...					1 in 60 mins	0	1	100.0	702.0	721.4				
	Inpatient MH/SA...					1 in 60 mins	0	1	100.0	702.0	721.4				
	New Hanover	Wilmington	28403	1	Routine Office Ba...	1 in 30 mins	0	1	100.0	800.5	800.5				
					Outpatient Mental...	1 in 30 mins	0	1	100.0	801.6	817.0				
					Inpatient Mental...	1 in 60 mins	0	1	100.0	801.6	817.0				
					Intensive Outpatient	1 in 60 mins	0	1	100.0	801.6	817.0				
					Partial Hospitaliza...	1 in 60 mins	0	1	100.0	801.6	817.0				
					Inpatient MH/SA...	1 in 60 mins	0	1	100.0	801.6	817.0				
					28405			1	Routine Office Ba...	1 in 30 mins	0	1	100.0	796.6	796.6
									Outpatient Mental...	1 in 30 mins	0	1	100.0	797.7	813.2
									Inpatient Mental...	1 in 60 mins	0	1	100.0	797.7	813.2
									Intensive Outpatient	1 in 60 mins	0	1	100.0	797.7	813.2
									Partial Hospitaliza...	1 in 60 mins	0	1	100.0	797.7	813.2
									Inpatient MH/SA...	1 in 60 mins	0	1	100.0	797.7	813.2
	28409			1	Routine Office Ba...	1 in 30 mins	0	1	100.0	804.7	804.7				
					Outpatient Mental...	1 in 30 mins	0	1	100.0	805.6	821.0				
					Inpatient Mental...	1 in 60 mins	0	1	100.0	805.6	821.0				
					Intensive Outpatient	1 in 60 mins	0	1	100.0	805.6	821.0				
Partial Hospitaliza...					1 in 60 mins	0	1	100.0	805.6	821.0					
Inpatient MH/SA...					1 in 60 mins	0	1	100.0	805.6	821.0					
Onslow	Swansboro	28584	1	Routine Office Ba...	1 in 30 mins	0	1	100.0	673.7	673.7					
				Outpatient Mental...	1 in 30 mins	0	1	100.0	674.7	687.0					
				Inpatient Mental...	1 in 60 mins	0	1	100.0	674.7	687.0					
				Intensive Outpatient	1 in 60 mins	0	1	100.0	674.7	687.0					
				Partial Hospitaliza...	1 in 60 mins	0	1	100.0	674.7	687.0					
				Inpatient MH/SA...	1 in 60 mins	0	1	100.0	674.7	687.0					
Orange	Chapel Hill	27514	1	Routine Office Ba...	1 in 30 mins	0	1	100.0	710.4	710.4					
				Outpatient Mental...	1 in 30 mins	0	1	100.0	711.4	733.5					
				Inpatient Mental...	1 in 60 mins	0	1	100.0	711.4	733.5					
		27517			1	Intensive Outpatient	1 in 60 mins	0	1	100.0	711.4	733.5			
						Partial Hospitaliza...	1 in 60 mins	0	1	100.0	711.4	733.5			
						Inpatient MH/SA...	1 in 60 mins	0	1	100.0	711.4	733.5			
Routine Office Ba...	1 in 30 mins	0	1	100.0	649.5	649.5									
Outpatient Mental...	1 in 30 mins	0	1	100.0	650.5	670.3									

Access Detail for All Employees Without Access

June 2022

Created for...
Cigna Payer Solutions Vermont PPO

- Access Analysis
- VT State Access
- Distance Method
- Estimated Driving Distance
- Employee / Provider Groups
- All Employees
- Routine Office Based Mental Health and Substance Abuse Services
- Outpatient Mental Health/Substance Abuse Services
- Inpatient Mental Health
- Intensive Outpatient
- Partial Hospitalization
- Inpatient MH/SA or Residential MH/SA

All Employees															
State Name	County	City	Zip Code	Employee	Provider		Counts	Without Access		Average Time					
				#	Group	Standard	#	#	%	1	2				
North Carolina	Orange	Chapel Hill	27517	1	Inpatient Mental...	1 in 60 mins	0	1	100.0	650.5	670.3				
					Intensive Outpatient	1 in 60 mins	0	1	100.0	650.5	670.3				
					Partial Hospitaliza...	1 in 60 mins	0	1	100.0	650.5	670.3				
					Inpatient MH/SA...	1 in 60 mins	0	1	100.0	650.5	670.3				
	Richmond	Hamlet	28345	2	Routine Office Ba...	1 in 30 mins	0	2	100.0	738.4	738.4				
					Outpatient Mental...	1 in 30 mins	0	2	100.0	739.3	759.2				
					Inpatient Mental...	1 in 60 mins	0	2	100.0	739.3	759.2				
					Intensive Outpatient	1 in 60 mins	0	2	100.0	739.3	759.2				
					Partial Hospitaliza...	1 in 60 mins	0	2	100.0	739.3	759.2				
					Inpatient MH/SA...	1 in 60 mins	0	2	100.0	739.3	759.2				
					Union	Matthews	28104	1	Routine Office Ba...	1 in 30 mins	0	1	100.0	763.5	763.5
									Outpatient Mental...	1 in 30 mins	0	1	100.0	764.5	786.9
	Inpatient Mental...	1 in 60 mins	0	1					100.0	764.5	786.9				
	Intensive Outpatient	1 in 60 mins	0	1					100.0	764.5	786.9				
	Vance	Henderson	27536	1	Partial Hospitaliza...	1 in 60 mins	0	1	100.0	764.5	786.9				
					Inpatient MH/SA...	1 in 60 mins	0	1	100.0	764.5	786.9				
					Routine Office Ba...	1 in 30 mins	0	1	100.0	658.0	658.0				
					Outpatient Mental...	1 in 30 mins	0	1	100.0	659.0	680.0				
					Inpatient Mental...	1 in 60 mins	0	1	100.0	659.0	680.0				
					Intensive Outpatient	1 in 60 mins	0	1	100.0	659.0	680.0				
					Partial Hospitaliza...	1 in 60 mins	0	1	100.0	659.0	680.0				
					Inpatient MH/SA...	1 in 60 mins	0	1	100.0	659.0	680.0				
	Wake	Cary	27513	1	Routine Office Ba...	1 in 30 mins	0	1	100.0	711.3	711.3				
					Outpatient Mental...	1 in 30 mins	0	1	100.0	712.3	733.4				
Inpatient Mental...					1 in 60 mins	0	1	100.0	712.3	733.4					
Intensive Outpatient					1 in 60 mins	0	1	100.0	712.3	733.4					
Knightdale		27545	1	Partial Hospitaliza...	1 in 60 mins	0	1	100.0	712.3	733.4					
				Inpatient MH/SA...	1 in 60 mins	0	1	100.0	712.3	733.4					
				Routine Office Ba...	1 in 30 mins	0	1	100.0	636.5	636.5					
				Outpatient Mental...	1 in 30 mins	0	1	100.0	637.4	655.7					
				Inpatient Mental...	1 in 60 mins	0	1	100.0	637.4	655.7					
				Intensive Outpatient	1 in 60 mins	0	1	100.0	637.4	655.7					
				Partial Hospitaliza...	1 in 60 mins	0	1	100.0	637.4	655.7					
				Inpatient MH/SA...	1 in 60 mins	0	1	100.0	637.4	655.7					
Raleigh	27612	1	Routine Office Ba...	1 in 30 mins	0	1	100.0	703.5	703.5						
			Outpatient Mental...	1 in 30 mins	0	1	100.0	704.5	725.4						
			Inpatient Mental...	1 in 60 mins	0	1	100.0	704.5	725.4						
			Intensive Outpatient	1 in 60 mins	0	1	100.0	704.5	725.4						
				Partial Hospitaliza...	1 in 60 mins	0	1	100.0	704.5	725.4					
				Inpatient MH/SA...	1 in 60 mins	0	1	100.0	704.5	725.4					
				Routine Office Ba...	1 in 30 mins	0	1	100.0	704.5	725.4					
				Outpatient Mental...	1 in 30 mins	0	1	100.0	704.5	725.4					

Access Detail for All Employees Without Access

June 2022

Created for...
Cigna Payer Solutions Vermont PPO

- Access Analysis
- VT State Access
- Distance Method
- Estimated Driving Distance
- Employee / Provider Groups
- All Employees
- Routine Office Based Mental Health and Substance Abuse Services
- Outpatient Mental Health/Substance Abuse Services
- Inpatient Mental Health
- Intensive Outpatient
- Partial Hospitalization
- Inpatient MH/SA or Residential MH/SA

All Employees															
State Name	County	City	Zip Code	Employee	Provider		Counts	Without Access		Average Time					
				#	Group	Standard	#	#	%	1	2				
North Carolina	Watauga	Boone	28607	1	Routine Office Ba...	1 in 30 mins	0	1	100.0	734.6	734.6				
					Outpatient Mental...	1 in 30 mins	0	1	100.0	735.6	761.5				
					Inpatient Mental...	1 in 60 mins	0	1	100.0	735.6	761.5				
					Intensive Outpatient	1 in 60 mins	0	1	100.0	735.6	761.5				
					Partial Hospitaliza...	1 in 60 mins	0	1	100.0	735.6	761.5				
	Wayne	Goldsboro	27530	1	Routine Office Ba...	1 in 30 mins	0	1	100.0	649.6	649.6				
					Outpatient Mental...	1 in 30 mins	0	1	100.0	650.6	666.7				
					Inpatient Mental...	1 in 60 mins	0	1	100.0	650.6	666.7				
					Intensive Outpatient	1 in 60 mins	0	1	100.0	650.6	666.7				
					Partial Hospitaliza...	1 in 60 mins	0	1	100.0	650.6	666.7				
Ohio	Ashtabula	Ashtabula	44004	1	Routine Office Ba...	1 in 30 mins	0	1	100.0	441.2	441.2				
					Outpatient Mental...	1 in 30 mins	0	1	100.0	443.2	468.0				
					Inpatient Mental...	1 in 60 mins	0	1	100.0	443.2	468.1				
					Intensive Outpatient	1 in 60 mins	0	1	100.0	443.2	468.0				
					Partial Hospitaliza...	1 in 60 mins	0	1	100.0	443.2	468.0				
					Inpatient MH/SA...	1 in 60 mins	0	1	100.0	443.2	465.6				
					Cuyahoga	Beachwood	44122	1	Routine Office Ba...	1 in 30 mins	0	1	100.0	539.6	539.7
									Outpatient Mental...	1 in 30 mins	0	1	100.0	541.6	571.3
									Inpatient Mental...	1 in 60 mins	0	1	100.0	541.6	571.3
									Intensive Outpatient	1 in 60 mins	0	1	100.0	541.6	571.3
	Partial Hospitaliza...	1 in 60 mins	0	1					100.0	541.6	571.3				
	Cleveland	Cleveland	44119	1	Routine Office Ba...	1 in 30 mins	0	1	100.0	634.0	634.1				
					Outpatient Mental...	1 in 30 mins	0	1	100.0	636.4	670.0				
					Inpatient Mental...	1 in 60 mins	0	1	100.0	636.4	670.0				
					Intensive Outpatient	1 in 60 mins	0	1	100.0	636.4	670.0				
					Partial Hospitaliza...	1 in 60 mins	0	1	100.0	636.4	670.0				
					Inpatient MH/SA...	1 in 60 mins	0	1	100.0	636.4	666.6				
					44120			1	Routine Office Ba...	1 in 30 mins	0	1	100.0	640.0	640.2
									Outpatient Mental...	1 in 30 mins	0	1	100.0	642.4	677.2
									Inpatient Mental...	1 in 60 mins	0	1	100.0	642.4	677.2
Intensive Outpatient									1 in 60 mins	0	1	100.0	642.4	677.2	
Partial Hospitaliza...	1 in 60 mins	0	1	100.0					642.4	677.2					
Franklin	Columbus	43209	1	Routine Office Ba...	1 in 30 mins	0	1	100.0	797.7	797.9					
				Outpatient Mental...	1 in 30 mins	0	1	100.0	799.3	842.6					
				Inpatient Mental...	1 in 60 mins	0	1	100.0	799.3	842.6					
				Intensive Outpatient	1 in 60 mins	0	1	100.0	799.3	842.6					

Access Detail for All Employees Without Access

June 2022

Created for...
Cigna Payer Solutions Vermont PPO

Access Analysis
VT State Access

Distance Method
Estimated Driving Distance

Employee / Provider Groups
All Employees
Routine Office Based Mental Health and Substance Abuse Services
Outpatient Mental Health/Substance Abuse Services
Inpatient Mental Health
Intensive Outpatient
Partial Hospitalization
Inpatient MH/SA or Residential MH/SA

All Employees												
State Name	County	City	Zip Code	Employee	Provider		Counts	Without Access		Average Time		
				#	Group	Standard	#	#	%	1	2	
Ohio	Franklin	Columbus	43209	1	Partial Hospitaliza...	1 in 60 mins	0	1	100.0	799.3	842.6	
					Inpatient MH/SA...	1 in 60 mins	0	1	100.0	799.3	837.8	
				43212	1	Routine Office Ba...	1 in 30 mins	0	1	100.0	804.5	804.7
			Outpatient Mental...			1 in 30 mins	0	1	100.0	806.1	849.4	
			Inpatient Mental...			1 in 60 mins	0	1	100.0	806.1	849.4	
						Intensive Outpatient	1 in 60 mins	0	1	100.0	806.1	849.4
						Partial Hospitaliza...	1 in 60 mins	0	1	100.0	806.1	849.4
						Inpatient MH/SA...	1 in 60 mins	0	1	100.0	806.1	844.3
				43235	1	Routine Office Ba...	1 in 30 mins	0	1	100.0	680.0	680.1
			Outpatient Mental...			1 in 30 mins	0	1	100.0	681.3	717.6	
			Inpatient Mental...			1 in 60 mins	0	1	100.0	681.3	717.6	
						Intensive Outpatient	1 in 60 mins	0	1	100.0	681.3	717.6
						Partial Hospitaliza...	1 in 60 mins	0	1	100.0	681.3	717.6
						Inpatient MH/SA...	1 in 60 mins	0	1	100.0	681.3	713.2
			New Albany	43054	1	Routine Office Ba...	1 in 30 mins	0	1	100.0	605.0	605.1
					Outpatient Mental...	1 in 30 mins	0	1	100.0	606.3	639.7	
					Inpatient Mental...	1 in 60 mins	0	1	100.0	606.3	639.7	
						Intensive Outpatient	1 in 60 mins	0	1	100.0	606.3	639.7
						Partial Hospitaliza...	1 in 60 mins	0	1	100.0	606.3	639.7
						Inpatient MH/SA...	1 in 60 mins	0	1	100.0	606.3	635.6
		Hamilton	Cincinnati	45238	1	Routine Office Ba...	1 in 30 mins	0	1	100.0	958.7	958.8
					Outpatient Mental...	1 in 30 mins	0	1	100.0	960.1	1,003.3	
					Inpatient Mental...	1 in 60 mins	0	1	100.0	960.1	1,003.3	
						Intensive Outpatient	1 in 60 mins	0	1	100.0	960.1	1,003.3
						Partial Hospitaliza...	1 in 60 mins	0	1	100.0	960.1	1,003.3
						Inpatient MH/SA...	1 in 60 mins	0	1	100.0	960.1	999.9
		Lucas	Toledo	43613	1	Routine Office Ba...	1 in 30 mins	0	1	100.0	781.1	781.1
					Outpatient Mental...	1 in 30 mins	0	1	100.0	783.8	809.0	
					Inpatient Mental...	1 in 60 mins	0	1	100.0	783.8	813.1	
					Intensive Outpatient	1 in 60 mins	0	1	100.0	783.8	809.0	
					Partial Hospitaliza...	1 in 60 mins	0	1	100.0	783.8	809.0	
					Inpatient MH/SA...	1 in 60 mins	0	1	100.0	783.8	809.0	
	Miami	Troy	45373	1	Routine Office Ba...	1 in 30 mins	0	1	100.0	684.8	684.9	
				Outpatient Mental...	1 in 30 mins	0	1	100.0	686.2	717.7		
				Inpatient Mental...	1 in 60 mins	0	1	100.0	686.2	717.7		
					Intensive Outpatient	1 in 60 mins	0	1	100.0	686.2	717.7	
					Partial Hospitaliza...	1 in 60 mins	0	1	100.0	686.2	717.7	
					Inpatient MH/SA...	1 in 60 mins	0	1	100.0	686.2	714.2	
	Montgomery	Dayton	45458	1	Routine Office Ba...	1 in 30 mins	0	1	100.0	767.2	767.4	
				Outpatient Mental...	1 in 30 mins	0	1	100.0	768.6	805.4		

Access Detail for All Employees Without Access

June 2022

Created for...
Cigna Payer Solutions Vermont PPO

Access Analysis
VT State Access
Distance Method
Estimated Driving Distance
Employee / Provider Groups
All Employees
Routine Office Based Mental Health and Substance Abuse Services
Outpatient Mental Health/Substance Abuse Services
Inpatient Mental Health
Intensive Outpatient
Partial Hospitalization
Inpatient MH/SA or Residential MH/SA

All Employees												
State Name	County	City	Zip Code	Employee	Provider		Counts	Without Access		Average Time		
				#	Group	Standard	#	#	%	1	2	
Ohio	Montgomery	Dayton	45458	1	Inpatient Mental...	1 in 60 mins	0	1	100.0	768.6	805.4	
					Intensive Outpatient	1 in 60 mins	0	1	100.0	768.6	805.4	
					Partial Hospitaliza...	1 in 60 mins	0	1	100.0	768.6	805.4	
					Inpatient MH/SA...	1 in 60 mins	0	1	100.0	768.6	801.1	
					Routine Office Ba...	1 in 30 mins	0	1	100.0	545.6	545.7	
					Outpatient Mental...	1 in 30 mins	0	1	100.0	547.5	578.4	
		Summit	Northfield	44067	1	Inpatient Mental...	1 in 60 mins	0	1	100.0	547.5	578.4
					Intensive Outpatient	1 in 60 mins	0	1	100.0	547.5	578.4	
					Partial Hospitaliza...	1 in 60 mins	0	1	100.0	547.5	578.4	
					Inpatient MH/SA...	1 in 60 mins	0	1	100.0	547.5	575.0	
					Routine Office Ba...	1 in 30 mins	0	1	100.0	505.5	505.6	
					Outpatient Mental...	1 in 30 mins	0	1	100.0	507.3	540.1	
		Trumbull	Warren	44485	1	Inpatient Mental...	1 in 60 mins	0	1	100.0	507.3	540.1
					Intensive Outpatient	1 in 60 mins	0	1	100.0	507.3	540.1	
					Partial Hospitaliza...	1 in 60 mins	0	1	100.0	507.3	540.1	
					Inpatient MH/SA...	1 in 60 mins	0	1	100.0	507.3	536.4	
					Routine Office Ba...	1 in 30 mins	0	1	100.0	786.9	787.2	
					Outpatient Mental...	1 in 30 mins	0	1	100.0	788.2	825.1	
		Warren	Mason	45040	1	Inpatient Mental...	1 in 60 mins	0	1	100.0	788.2	825.1
					Intensive Outpatient	1 in 60 mins	0	1	100.0	788.2	825.1	
					Partial Hospitaliza...	1 in 60 mins	0	1	100.0	788.2	825.1	
					Inpatient MH/SA...	1 in 60 mins	0	1	100.0	788.2	821.6	
					Routine Office Ba...	1 in 30 mins	0	1	100.0	772.5	772.6	
					Outpatient Mental...	1 in 30 mins	0	1	100.0	773.8	810.9	
	Springboro	45066	45066	1	Inpatient Mental...	1 in 60 mins	0	1	100.0	773.8	810.9	
				Intensive Outpatient	1 in 60 mins	0	1	100.0	773.8	810.9		
				Partial Hospitaliza...	1 in 60 mins	0	1	100.0	773.8	810.9		
				Inpatient MH/SA...	1 in 60 mins	0	1	100.0	773.8	806.5		
				Routine Office Ba...	1 in 30 mins	0	1	100.0	606.9	607.0		
				Outpatient Mental...	1 in 30 mins	0	1	100.0	609.0	630.4		
	Wood	Perrysburg	43551	1	Inpatient Mental...	1 in 60 mins	0	1	100.0	609.0	632.8	
				Intensive Outpatient	1 in 60 mins	0	1	100.0	609.0	630.4		
				Partial Hospitaliza...	1 in 60 mins	0	1	100.0	609.0	630.4		
				Inpatient MH/SA...	1 in 60 mins	0	1	100.0	609.0	630.4		
				Routine Office Ba...	1 in 30 mins	0	1	100.0	1,799.5	1,799.6		
				Outpatient Mental...	1 in 30 mins	0	1	100.0	1,801.0	1,837.6		
	Cleveland	Norman	73069	1	Inpatient Mental...	1 in 60 mins	0	1	100.0	1,801.0	1,837.6	
				Intensive Outpatient	1 in 60 mins	0	1	100.0	1,801.0	1,837.6		
				Partial Hospitaliza...	1 in 60 mins	0	1	100.0	1,801.0	1,837.6		
				Inpatient MH/SA...	1 in 60 mins	0	1	100.0	1,801.0	1,837.6		
				Routine Office Ba...	1 in 30 mins	0	1	100.0	1,801.0	1,833.8		
				Outpatient Mental...	1 in 30 mins	0	1	100.0	1,801.0	1,833.8		

Access Detail for All Employees Without Access

June 2022

Created for...
Cigna Payer Solutions Vermont PPO

- Access Analysis
- VT State Access
- Distance Method
- Estimated Driving Distance
- Employee / Provider Groups
- All Employees
- Routine Office Based Mental Health and Substance Abuse Services
- Outpatient Mental Health/Substance Abuse Services
- Inpatient Mental Health
- Intensive Outpatient
- Partial Hospitalization
- Inpatient MH/SA or Residential MH/SA

All Employees											
State Name	County	City	Zip Code	Employee	Provider		Counts	Without Access		Average Time	
				#	Group	Standard	#	#	%	1	2
Oklahoma	Pontotoc	Ada	74820	1	Routine Office Ba...	1 in 30 mins	0	1	100.0	1,611.2	1,611.3
					Outpatient Mental...	1 in 30 mins	0	1	100.0	1,612.5	1,647.2
					Inpatient Mental...	1 in 60 mins	0	1	100.0	1,612.5	1,647.2
					Intensive Outpatient	1 in 60 mins	0	1	100.0	1,612.5	1,647.2
					Partial Hospitaliza...	1 in 60 mins	0	1	100.0	1,612.5	1,647.2
					Inpatient MH/SA...	1 in 60 mins	0	1	100.0	1,612.5	1,643.3
Oregon	Benton	Philomath	97370	1	Routine Office Ba...	1 in 30 mins	0	1	100.0	2,748.1	2,749.9
					Outpatient Mental...	1 in 30 mins	0	1	100.0	2,753.7	2,759.7
					Inpatient Mental...	1 in 30 mins	0	1	100.0	2,759.7	2,769.3
					Intensive Outpatient	1 in 60 mins	0	1	100.0	2,753.7	2,759.7
					Partial Hospitaliza...	1 in 60 mins	0	1	100.0	2,753.7	2,759.7
					Inpatient MH/SA...	1 in 60 mins	0	1	100.0	2,753.7	2,759.7
	Clackamas	Lake Oswego	97034	1	Routine Office Ba...	1 in 30 mins	0	1	100.0	2,937.0	2,939.2
					Outpatient Mental...	1 in 30 mins	0	1	100.0	2,944.5	2,950.8
					Inpatient Mental...	1 in 60 mins	0	1	100.0	2,953.8	2,962.5
					Intensive Outpatient	1 in 60 mins	0	1	100.0	2,944.5	2,950.8
					Partial Hospitaliza...	1 in 60 mins	0	1	100.0	2,944.5	2,953.8
					Inpatient MH/SA...	1 in 60 mins	0	1	100.0	2,944.5	2,953.8
	Oregon City	97045	1	Routine Office Ba...	1 in 30 mins	0	1	100.0	2,668.0	2,670.1	
				Outpatient Mental...	1 in 30 mins	0	1	100.0	2,674.8	2,680.5	
				Inpatient Mental...	1 in 60 mins	0	1	100.0	2,682.9	2,691.1	
				Intensive Outpatient	1 in 60 mins	0	1	100.0	2,674.8	2,680.5	
				Partial Hospitaliza...	1 in 60 mins	0	1	100.0	2,674.8	2,682.9	
				Inpatient MH/SA...	1 in 60 mins	0	1	100.0	2,674.8	2,682.9	
Portland	97222	1	Routine Office Ba...	1 in 30 mins	0	1	100.0	3,448.6	3,451.3		
			Outpatient Mental...	1 in 30 mins	0	1	100.0	3,457.5	3,464.8		
			Inpatient Mental...	1 in 60 mins	0	1	100.0	3,468.7	3,478.8		
			Intensive Outpatient	1 in 60 mins	0	1	100.0	3,457.5	3,464.8		
			Partial Hospitaliza...	1 in 60 mins	0	1	100.0	3,457.5	3,468.7		
			Inpatient MH/SA...	1 in 60 mins	0	1	100.0	3,457.5	3,468.7		
Deschutes	Bend	97701	1	Routine Office Ba...	1 in 30 mins	0	1	100.0	2,653.5	2,655.1	
				Outpatient Mental...	1 in 30 mins	0	1	100.0	2,658.5	2,663.2	
				Inpatient Mental...	1 in 60 mins	0	1	100.0	2,663.2	2,673.6	
				Intensive Outpatient	1 in 60 mins	0	1	100.0	2,658.5	2,663.2	
				Partial Hospitaliza...	1 in 60 mins	0	1	100.0	2,658.5	2,663.2	
				Inpatient MH/SA...	1 in 60 mins	0	1	100.0	2,658.5	2,663.2	
Redmond	97756	1	Routine Office Ba...	1 in 30 mins	0	1	100.0	2,640.9	2,642.7		
			Outpatient Mental...	1 in 30 mins	0	1	100.0	2,646.3	2,651.5		
			Inpatient Mental...	1 in 60 mins	0	1	100.0	2,651.5	2,661.6		
			Intensive Outpatient	1 in 60 mins	0	1	100.0	2,646.3	2,651.5		

Access Detail for All Employees Without Access

June 2022

Created for...
Cigna Payer Solutions Vermont PPO

- Access Analysis
- VT State Access
- Distance Method
- Estimated Driving Distance
- Employee / Provider Groups
- All Employees
- Routine Office Based Mental Health and Substance Abuse Services
- Outpatient Mental Health/Substance Abuse Services
- Inpatient Mental Health
- Intensive Outpatient
- Partial Hospitalization
- Inpatient MH/SA or Residential MH/SA

All Employees															
State Name	County	City	Zip Code	Employee	Provider		Counts	Without Access		Average Time					
				#	Group	Standard	#	#	%	1	2				
Oregon	Deschutes	Redmond	97756	1	Partial Hospitaliza...	1 in 60 mins	0	1	100.0	2,646.3	2,651.5				
					Inpatient MH/SA...	1 in 60 mins	0	1	100.0	2,646.3	2,651.5				
	Lane	Eugene	97405	1	Routine Office Ba...	1 in 30 mins	0	1	100.0	2,758.4	2,760.1				
					Outpatient Mental...	1 in 30 mins	0	1	100.0	2,763.4	2,767.9				
					Inpatient Mental...	1 in 60 mins	0	1	100.0	2,767.9	2,778.5				
					Intensive Outpatient	1 in 60 mins	0	1	100.0	2,763.4	2,767.9				
					Partial Hospitaliza...	1 in 60 mins	0	1	100.0	2,763.4	2,767.9				
					Inpatient MH/SA...	1 in 60 mins	0	1	100.0	2,763.4	2,767.9				
					Multnomah	Portland	97213	1	Routine Office Ba...	1 in 30 mins	0	1	100.0	3,442.1	3,444.9
									Outpatient Mental...	1 in 30 mins	0	1	100.0	3,451.3	3,458.5
									Inpatient Mental...	1 in 60 mins	0	1	100.0	3,462.7	3,472.6
									Intensive Outpatient	1 in 60 mins	0	1	100.0	3,451.3	3,458.5
									Partial Hospitaliza...	1 in 60 mins	0	1	100.0	3,451.3	3,462.7
									Inpatient MH/SA...	1 in 60 mins	0	1	100.0	3,451.3	3,462.7
					Yamhill	Lafayette	97127	1	Routine Office Ba...	1 in 30 mins	0	1	100.0	3,443.4	3,446.1
									Outpatient Mental...	1 in 30 mins	0	1	100.0	3,452.4	3,459.8
									Inpatient Mental...	1 in 60 mins	0	1	100.0	3,463.9	3,473.9
									Intensive Outpatient	1 in 60 mins	0	1	100.0	3,452.4	3,459.8
									Partial Hospitaliza...	1 in 60 mins	0	1	100.0	3,452.4	3,463.9
									Inpatient MH/SA...	1 in 60 mins	0	1	100.0	3,452.4	3,463.9
McMinnville	97128	1	Routine Office Ba...	1 in 30 mins					0	1	100.0	3,495.3	3,498.0		
			Outpatient Mental...	1 in 30 mins					0	1	100.0	3,504.0	3,511.4		
			Inpatient Mental...	1 in 60 mins					0	1	100.0	3,514.1	3,524.8		
			Intensive Outpatient	1 in 60 mins					0	1	100.0	3,504.0	3,511.4		
			Partial Hospitaliza...	1 in 60 mins					0	1	100.0	3,504.0	3,514.1		
			Inpatient MH/SA...	1 in 60 mins					0	1	100.0	3,504.0	3,514.1		
Pennsylvania	Allegheny	Pittsburgh	15206	2	Routine Office Ba...	1 in 30 mins	0	2	100.0	2,707.6	2,709.7				
					Outpatient Mental...	1 in 30 mins	0	2	100.0	2,714.2	2,720.0				
					Inpatient Mental...	1 in 60 mins	0	2	100.0	2,722.0	2,730.4				
					Intensive Outpatient	1 in 60 mins	0	2	100.0	2,714.2	2,720.0				
					Partial Hospitaliza...	1 in 60 mins	0	2	100.0	2,714.2	2,722.0				
					Inpatient MH/SA...	1 in 60 mins	0	2	100.0	2,714.2	2,722.0				
					15211	1	Routine Office Ba...	1 in 30 mins	0	2	100.0	563.2	563.4		
							Outpatient Mental...	1 in 30 mins	0	2	100.0	564.4	606.0		
							Inpatient Mental...	1 in 60 mins	0	2	100.0	564.4	606.0		
							Intensive Outpatient	1 in 60 mins	0	2	100.0	564.4	606.0		
15211	1	Routine Office Ba...	1 in 30 mins	0	2	100.0	564.4	606.0							
		Outpatient Mental...	1 in 30 mins	0	2	100.0	564.4	606.0							

Access Detail for All Employees Without Access

June 2022

Created for...
Cigna Payer Solutions Vermont PPO

Access Analysis
VT State Access

Distance Method
Estimated Driving Distance

Employee / Provider Groups
All Employees
Routine Office Based Mental Health and Substance Abuse Services
Outpatient Mental Health/Substance Abuse Services
Inpatient Mental Health
Intensive Outpatient
Partial Hospitalization
Inpatient MH/SA or Residential MH/SA

All Employees													
State Name	County	City	Zip Code	Employee	Provider		Counts	Without Access		Average Time			
				#	Group	Standard	#	#	%	1	2		
Pennsylvania	Allegheny	Pittsburgh	15211	1	Inpatient Mental...	1 in 60 mins	0	1	100.0	572.3	613.9		
					Intensive Outpatient	1 in 60 mins	0	1	100.0	572.3	613.9		
					Partial Hospitaliza...	1 in 60 mins	0	1	100.0	572.3	613.9		
					Inpatient MH/SA...	1 in 60 mins	0	1	100.0	572.3	613.9		
					Routine Office Ba...	1 in 30 mins	0	1	100.0	576.2	576.4		
					Outpatient Mental...	1 in 30 mins	0	1	100.0	577.4	618.9		
			Beaver	Ambridge	15003	1	Inpatient Mental...	1 in 60 mins	0	1	100.0	577.4	618.9
						Intensive Outpatient	1 in 60 mins	0	1	100.0	577.4	618.9	
						Partial Hospitaliza...	1 in 60 mins	0	1	100.0	577.4	618.9	
						Inpatient MH/SA...	1 in 60 mins	0	1	100.0	577.4	618.9	
						Routine Office Ba...	1 in 30 mins	0	1	100.0	491.0	491.2	
						Outpatient Mental...	1 in 30 mins	0	1	100.0	492.2	528.2	
		Bucks	Chalfont	18914	1	Inpatient Mental...	1 in 60 mins	0	1	100.0	492.2	528.2	
					Intensive Outpatient	1 in 60 mins	0	1	100.0	492.2	528.2		
					Partial Hospitaliza...	1 in 60 mins	0	1	100.0	492.2	528.2		
					Inpatient MH/SA...	1 in 60 mins	0	1	100.0	492.2	526.5		
					Routine Office Ba...	1 in 30 mins	0	1	100.0	254.1	254.1		
					Outpatient Mental...	1 in 30 mins	0	1	100.0	255.2	275.0		
			Doylestown	18901	1	Inpatient Mental...	1 in 60 mins	0	1	100.0	255.2	275.0	
					Intensive Outpatient	1 in 60 mins	0	1	100.0	255.2	275.0		
					Partial Hospitaliza...	1 in 60 mins	0	1	100.0	255.2	275.0		
					Inpatient MH/SA...	1 in 60 mins	0	1	100.0	255.2	275.0		
					Routine Office Ba...	1 in 30 mins	0	1	100.0	250.2	250.2		
					Outpatient Mental...	1 in 30 mins	0	1	100.0	251.1	270.6		
	Jamison	18929	1	Inpatient Mental...	1 in 60 mins	0	1	100.0	251.1	270.6			
			Intensive Outpatient	1 in 60 mins	0	1	100.0	251.1	270.6				
			Partial Hospitaliza...	1 in 60 mins	0	1	100.0	251.1	270.6				
			Inpatient MH/SA...	1 in 60 mins	0	1	100.0	251.1	270.6				
			Routine Office Ba...	1 in 30 mins	0	1	100.0	252.2	252.2				
			Outpatient Mental...	1 in 30 mins	0	1	100.0	253.3	272.0				
	Morrisville	19067	1	Inpatient Mental...	1 in 60 mins	0	1	100.0	253.3	272.0			
			Intensive Outpatient	1 in 60 mins	0	1	100.0	253.3	272.0				
			Partial Hospitaliza...	1 in 60 mins	0	1	100.0	253.3	272.0				
			Inpatient MH/SA...	1 in 60 mins	0	1	100.0	253.3	272.0				
			Routine Office Ba...	1 in 30 mins	0	1	100.0	247.8	247.8				
			Outpatient Mental...	1 in 30 mins	0	1	100.0	248.8	265.3				
				1	Inpatient Mental...	1 in 60 mins	0	1	100.0	248.8	265.3		
					Intensive Outpatient	1 in 60 mins	0	1	100.0	248.8	265.3		
					Partial Hospitaliza...	1 in 60 mins	0	1	100.0	248.8	265.3		
					Inpatient MH/SA...	1 in 60 mins	0	1	100.0	248.8	265.3		

Access Detail for All Employees Without Access

June 2022

Created for...
Cigna Payer Solutions Vermont PPO

- Access Analysis
- VT State Access
- Distance Method
- Estimated Driving Distance
- Employee / Provider Groups
- All Employees
- Routine Office Based Mental Health and Substance Abuse Services
- Outpatient Mental Health/Substance Abuse Services
- Inpatient Mental Health
- Intensive Outpatient
- Partial Hospitalization
- Inpatient MH/SA or Residential MH/SA

All Employees															
State Name	County	City	Zip Code	Employee	Provider		Counts	Without Access		Average Time					
				#	Group	Standard	#	#	%	1	2				
Pennsylvania	Centre	State College	16801	2	Routine Office Ba...	1 in 30 mins	0	2	100.0	346.5	346.5				
					Outpatient Mental...	1 in 30 mins	0	2	100.0	347.4	380.8				
					Inpatient Mental...	1 in 60 mins	0	2	100.0	347.4	380.8				
					Intensive Outpatient	1 in 60 mins	0	2	100.0	347.4	380.8				
					Partial Hospitaliza...	1 in 60 mins	0	2	100.0	347.4	380.8				
					Inpatient MH/SA...	1 in 60 mins	0	2	100.0	347.4	380.8				
		Chester	Kennett Squ...	19348	1	Routine Office Ba...	1 in 30 mins	0	1	100.0	274.8	274.8			
						Outpatient Mental...	1 in 30 mins	0	1	100.0	275.7	294.6			
						Inpatient Mental...	1 in 60 mins	0	1	100.0	275.7	294.6			
						Intensive Outpatient	1 in 60 mins	0	1	100.0	275.7	294.6			
						Partial Hospitaliza...	1 in 60 mins	0	1	100.0	275.7	294.6			
						Inpatient MH/SA...	1 in 60 mins	0	1	100.0	275.7	294.6			
	Wayne	Phoenixville	19460	1	Routine Office Ba...	1 in 30 mins	0	1	100.0	276.7	276.7				
					Outpatient Mental...	1 in 30 mins	0	1	100.0	277.8	298.9				
					Inpatient Mental...	1 in 60 mins	0	1	100.0	277.8	298.9				
					Intensive Outpatient	1 in 60 mins	0	1	100.0	277.8	298.9				
					Partial Hospitaliza...	1 in 60 mins	0	1	100.0	277.8	298.9				
					Inpatient MH/SA...	1 in 60 mins	0	1	100.0	277.8	298.9				
					Westtown	Wayne	19087	1	Routine Office Ba...	1 in 30 mins	0	1	100.0	277.5	277.5
									Outpatient Mental...	1 in 30 mins	0	1	100.0	278.5	298.4
									Inpatient Mental...	1 in 60 mins	0	1	100.0	278.5	298.4
									Intensive Outpatient	1 in 60 mins	0	1	100.0	278.5	298.4
	Clearfield	Du Bois	15801	1	Partial Hospitaliza...	1 in 60 mins	0	1	100.0	278.5	298.4				
					Inpatient MH/SA...	1 in 60 mins	0	1	100.0	278.5	298.4				
					Routine Office Ba...	1 in 30 mins	0	1	100.0	291.7	291.7				
					Outpatient Mental...	1 in 30 mins	0	1	100.0	292.6	312.9				
					Inpatient Mental...	1 in 60 mins	0	1	100.0	292.6	312.9				
					Intensive Outpatient	1 in 60 mins	0	1	100.0	292.6	312.9				
Cumberland		Mechanicsburg	17050	1	Partial Hospitaliza...	1 in 60 mins	0	1	100.0	292.6	312.9				
					Inpatient MH/SA...	1 in 60 mins	0	1	100.0	292.6	312.9				
					Routine Office Ba...	1 in 30 mins	0	1	100.0	348.5	348.6				
					Outpatient Mental...	1 in 30 mins	0	1	100.0	349.5	382.1				
					Inpatient Mental...	1 in 60 mins	0	1	100.0	349.5	382.1				
					Intensive Outpatient	1 in 60 mins	0	1	100.0	349.5	382.1				
Cumberland	Mechanicsburg	17050	1	Partial Hospitaliza...	1 in 60 mins	0	1	100.0	349.5	382.1					
				Inpatient MH/SA...	1 in 60 mins	0	1	100.0	349.5	380.8					
				Routine Office Ba...	1 in 30 mins	0	1	100.0	301.4	301.4					
				Outpatient Mental...	1 in 30 mins	0	1	100.0	302.2	328.3					
Cumberland	Mechanicsburg	17050	1	Inpatient Mental...	1 in 60 mins	0	1	100.0	302.2	328.3					
				Intensive Outpatient	1 in 60 mins	0	1	100.0	302.2	328.3					

Access Detail for All Employees Without Access

June 2022

Created for...
Cigna Payer Solutions Vermont PPO

- Access Analysis
- VT State Access
- Distance Method
- Estimated Driving Distance
- Employee / Provider Groups
- All Employees
- Routine Office Based Mental Health and Substance Abuse Services
- Outpatient Mental Health/Substance Abuse Services
- Inpatient Mental Health
- Intensive Outpatient
- Partial Hospitalization
- Inpatient MH/SA or Residential MH/SA

All Employees														
State Name	County	City	Zip Code	Employee	Provider		Counts	Without Access		Average Time				
				#	Group	Standard	#	#	%	1	2			
Pennsylvania	Cumberland	Mechanicsburg	17050	1	Partial Hospitaliza...	1 in 60 mins	0	1	100.0	302.2	328.3			
					Inpatient MH/SA...	1 in 60 mins	0	1	100.0	302.2	328.3			
	Dauphin	Grantville	17028	1	Routine Office Ba...	1 in 30 mins	0	1	100.0	279.9	279.9			
					Outpatient Mental...	1 in 30 mins	0	1	100.0	280.8	306.3			
					Inpatient Mental...	1 in 60 mins	0	1	100.0	280.8	306.3			
					Intensive Outpatient	1 in 60 mins	0	1	100.0	280.8	306.3			
					Partial Hospitaliza...	1 in 60 mins	0	1	100.0	280.8	306.3			
					Inpatient MH/SA...	1 in 60 mins	0	1	100.0	280.8	306.3			
				Harrisburg	17110	2	Routine Office Ba...	1 in 30 mins	0	2	100.0	322.3	322.3	
							Outpatient Mental...	1 in 30 mins	0	2	100.0	323.2	351.8	
							Inpatient Mental...	1 in 60 mins	0	2	100.0	323.2	351.8	
							Intensive Outpatient	1 in 60 mins	0	2	100.0	323.2	351.8	
							Partial Hospitaliza...	1 in 60 mins	0	2	100.0	323.2	351.8	
							Inpatient MH/SA...	1 in 60 mins	0	2	100.0	323.2	351.8	
				Delaware	Media	19063	2	Routine Office Ba...	1 in 30 mins	0	2	100.0	288.0	288.0
								Outpatient Mental...	1 in 30 mins	0	2	100.0	289.0	308.1
								Inpatient Mental...	1 in 60 mins	0	2	100.0	289.0	308.1
								Intensive Outpatient	1 in 60 mins	0	2	100.0	289.0	308.1
								Partial Hospitaliza...	1 in 60 mins	0	2	100.0	289.0	308.1
								Inpatient MH/SA...	1 in 60 mins	0	2	100.0	289.0	308.1
Wallingford	19086	1	Routine Office Ba...				1 in 30 mins	0	1	100.0	289.0	289.0		
			Outpatient Mental...				1 in 30 mins	0	1	100.0	290.0	308.8		
			Inpatient Mental...				1 in 60 mins	0	1	100.0	290.0	308.8		
			Intensive Outpatient				1 in 60 mins	0	1	100.0	290.0	308.8		
			Partial Hospitaliza...				1 in 60 mins	0	1	100.0	290.0	308.8		
			Inpatient MH/SA...				1 in 60 mins	0	1	100.0	290.0	308.8		
Erie	Erie	16509	1	Routine Office Ba...	1 in 30 mins	0	1	100.0	395.4	395.5				
				Outpatient Mental...	1 in 30 mins	0	1	100.0	397.5	421.6				
				Inpatient Mental...	1 in 60 mins	0	1	100.0	397.5	421.7				
				Intensive Outpatient	1 in 60 mins	0	1	100.0	397.5	421.6				
				Partial Hospitaliza...	1 in 60 mins	0	1	100.0	397.5	421.6				
				Inpatient MH/SA...	1 in 60 mins	0	1	100.0	397.5	419.3				
Lehigh	Emmaus	18049	1	Routine Office Ba...	1 in 30 mins	0	1	100.0	247.5	247.5				
				Outpatient Mental...	1 in 30 mins	0	1	100.0	248.5	271.8				
				Inpatient Mental...	1 in 60 mins	0	1	100.0	248.5	271.8				
				Intensive Outpatient	1 in 60 mins	0	1	100.0	248.5	271.8				
				Partial Hospitaliza...	1 in 60 mins	0	1	100.0	248.5	271.8				
				Inpatient MH/SA...	1 in 60 mins	0	1	100.0	248.5	271.8				
Macungie	18062	1	Routine Office Ba...	1 in 30 mins	0	1	100.0	250.2	250.2					
			Outpatient Mental...	1 in 30 mins	0	1	100.0	251.1	274.8					

Access Detail for All Employees Without Access

June 2022

Created for...
Cigna Payer Solutions Vermont PPO

- Access Analysis
- VT State Access
- Distance Method
- Estimated Driving Distance
- Employee / Provider Groups
- All Employees
- Routine Office Based Mental Health and Substance Abuse Services
- Outpatient Mental Health/Substance Abuse Services
- Inpatient Mental Health
- Intensive Outpatient
- Partial Hospitalization
- Inpatient MH/SA or Residential MH/SA

All Employees															
State Name	County	City	Zip Code	Employee	Provider		Counts	Without Access		Average Time					
				#	Group	Standard	#	#	%	1	2				
Pennsylvania	Lehigh	Macungie	18062	1	Inpatient Mental...	1 in 60 mins	0	1	100.0	251.1	274.8				
					Intensive Outpatient	1 in 60 mins	0	1	100.0	251.1	274.8				
					Partial Hospitaliza...	1 in 60 mins	0	1	100.0	251.1	274.8				
					Inpatient MH/SA...	1 in 60 mins	0	1	100.0	251.1	274.8				
					Luzerne	Shavertown	18708	1	Routine Office Ba...	1 in 30 mins	0	1	100.0	199.6	199.6
									Outpatient Mental...	1 in 30 mins	0	1	100.0	200.5	228.5
	Inpatient Mental...	1 in 60 mins	0	1					100.0	200.5	228.5				
	Intensive Outpatient	1 in 60 mins	0	1					100.0	200.5	228.5				
	Partial Hospitaliza...	1 in 60 mins	0	1					100.0	200.5	228.5				
	Inpatient MH/SA...	1 in 60 mins	0	1					100.0	200.5	228.5				
	Monroe	East Strouds...	18301	1	Routine Office Ba...	1 in 30 mins	0	1	100.0	183.1	183.1				
					Outpatient Mental...	1 in 30 mins	0	1	100.0	184.0	206.6				
					Inpatient Mental...	1 in 60 mins	0	1	100.0	184.0	206.6				
					Intensive Outpatient	1 in 60 mins	0	1	100.0	184.0	206.6				
					Partial Hospitaliza...	1 in 60 mins	0	1	100.0	184.0	206.6				
					Inpatient MH/SA...	1 in 60 mins	0	1	100.0	184.0	206.6				
		Kunkletown	18058	1	Routine Office Ba...	1 in 30 mins	0	1	100.0	201.0	201.0				
					Outpatient Mental...	1 in 30 mins	0	1	100.0	201.9	225.2				
					Inpatient Mental...	1 in 60 mins	0	1	100.0	201.9	225.2				
					Intensive Outpatient	1 in 60 mins	0	1	100.0	201.9	225.2				
					Partial Hospitaliza...	1 in 60 mins	0	1	100.0	201.9	225.2				
					Inpatient MH/SA...	1 in 60 mins	0	1	100.0	201.9	225.2				
	Pocono Sum...	18346	1	Routine Office Ba...	1 in 30 mins	0	1	100.0	185.7	185.7					
				Outpatient Mental...	1 in 30 mins	0	1	100.0	186.7	211.0					
Inpatient Mental...				1 in 60 mins	0	1	100.0	186.7	211.0						
Intensive Outpatient				1 in 60 mins	0	1	100.0	186.7	211.0						
Partial Hospitaliza...				1 in 60 mins	0	1	100.0	186.7	211.0						
Inpatient MH/SA...				1 in 60 mins	0	1	100.0	186.7	211.0						
Montgomery	Blue Bell	19422	1	Routine Office Ba...	1 in 30 mins	0	1	100.0	266.4	266.4					
				Outpatient Mental...	1 in 30 mins	0	1	100.0	267.4	287.0					
				Inpatient Mental...	1 in 60 mins	0	1	100.0	267.4	287.0					
				Intensive Outpatient	1 in 60 mins	0	1	100.0	267.4	287.0					
				Partial Hospitaliza...	1 in 60 mins	0	1	100.0	267.4	287.0					
				Inpatient MH/SA...	1 in 60 mins	0	1	100.0	267.4	287.0					
	Elkins Park	19027	1	Routine Office Ba...	1 in 30 mins	0	1	100.0	314.8	314.8					
				Outpatient Mental...	1 in 30 mins	0	1	100.0	315.9	337.2					
				Inpatient Mental...	1 in 60 mins	0	1	100.0	315.9	337.2					
				Intensive Outpatient	1 in 60 mins	0	1	100.0	315.9	337.2					
				Partial Hospitaliza...	1 in 60 mins	0	1	100.0	315.9	337.2					
				Inpatient MH/SA...	1 in 60 mins	0	1	100.0	315.9	337.2					

Access Detail for All Employees Without Access

June 2022

Created for...
Cigna Payer Solutions Vermont PPO

Access Analysis
VT State Access

Distance Method
Estimated Driving Distance

Employee / Provider Groups
All Employees
Routine Office Based Mental Health and Substance Abuse Services
Outpatient Mental Health/Substance Abuse Services
Inpatient Mental Health
Intensive Outpatient
Partial Hospitalization
Inpatient MH/SA or Residential MH/SA

All Employees															
State Name	County	City	Zip Code	Employee	Provider		Counts	Without Access		Average Time					
				#	Group	Standard	#	#	%	1	2				
Pennsylvania	Philadelphia	Philadelphia	19119	2	Partial Hospitaliza...	1 in 60 mins	0	2	100.0	319.9	341.5				
					Inpatient MH/SA...	1 in 60 mins	0	2	100.0	319.9	341.5				
				1	Routine Office Ba...	1 in 30 mins	0	1	100.0	323.7	323.7				
		19122	Philadelphia	19122	1	Outpatient Mental...	1 in 30 mins	0	1	100.0	324.9	345.7			
						Inpatient Mental...	1 in 60 mins	0	1	100.0	324.9	345.7			
						Intensive Outpatient	1 in 60 mins	0	1	100.0	324.9	345.7			
			19130	Philadelphia	19130	1	Partial Hospitaliza...	1 in 60 mins	0	1	100.0	324.9	345.7		
							Inpatient MH/SA...	1 in 60 mins	0	1	100.0	324.9	345.7		
							Routine Office Ba...	1 in 30 mins	0	1	100.0	325.5	325.5		
				19136	Philadelphia	19136	1	Outpatient Mental...	1 in 30 mins	0	1	100.0	326.8	347.7	
								Inpatient Mental...	1 in 60 mins	0	1	100.0	326.8	347.7	
								Intensive Outpatient	1 in 60 mins	0	1	100.0	326.8	347.7	
					19143	Philadelphia	19143	1	Partial Hospitaliza...	1 in 60 mins	0	1	100.0	326.8	347.7
									Inpatient MH/SA...	1 in 60 mins	0	1	100.0	326.8	347.7
									Routine Office Ba...	1 in 30 mins	0	1	100.0	313.8	313.8
	Pike	Hawley	Hawley	18428	1	Outpatient Mental...	1 in 30 mins	0	1	100.0	315.1	335.1			
						Inpatient Mental...	1 in 60 mins	0	1	100.0	315.1	335.1			
						Intensive Outpatient	1 in 60 mins	0	1	100.0	315.1	335.1			
			19143	Hawley	19143	1	Partial Hospitaliza...	1 in 60 mins	0	1	100.0	315.1	335.1		
							Inpatient MH/SA...	1 in 60 mins	0	1	100.0	315.1	335.1		
							Routine Office Ba...	1 in 30 mins	0	1	100.0	329.6	329.6		
				Milford	Hawley	18428	1	Outpatient Mental...	1 in 30 mins	0	1	100.0	330.9	352.0	
								Inpatient Mental...	1 in 60 mins	0	1	100.0	330.9	352.0	
								Intensive Outpatient	1 in 60 mins	0	1	100.0	330.9	352.0	
		Milford	Milford		18337	1	Partial Hospitaliza...	1 in 60 mins	0	1	100.0	330.9	352.0		
							Inpatient MH/SA...	1 in 60 mins	0	1	100.0	330.9	352.0		
							Routine Office Ba...	1 in 30 mins	0	1	100.0	154.9	154.9		
		Schuylkill	Hawley	Hawley	18428	1	Outpatient Mental...	1 in 30 mins	0	1	100.0	155.7	181.3		
							Inpatient Mental...	1 in 60 mins	0	1	100.0	155.7	181.3		
							Intensive Outpatient	1 in 60 mins	0	1	100.0	155.7	181.3		
Milford	Hawley			18428	1	Partial Hospitaliza...	1 in 60 mins	0	1	100.0	155.7	181.3			
						Inpatient MH/SA...	1 in 60 mins	0	1	100.0	155.7	181.3			
						Routine Office Ba...	1 in 30 mins	0	1	100.0	153.0	153.0			
	Gilberton			Milford	18337	1	Outpatient Mental...	1 in 30 mins	0	1	100.0	153.9	176.7		
							Inpatient Mental...	1 in 60 mins	0	1	100.0	153.9	176.7		
							Intensive Outpatient	1 in 60 mins	0	1	100.0	153.9	176.7		
Schuylkill			Gilberton	17934	1	Partial Hospitaliza...	1 in 60 mins	0	1	100.0	153.9	176.7			
						Inpatient MH/SA...	1 in 60 mins	0	1	100.0	153.9	176.7			
						Routine Office Ba...	1 in 30 mins	0	1	100.0	237.4	237.4			
17934	Schuylkill		Gilberton	17934	1	Outpatient Mental...	1 in 30 mins	0	1	100.0	238.3	264.3			

Access Detail for All Employees Without Access

June 2022

Created for...
Cigna Payer Solutions Vermont PPO

- Access Analysis
- VT State Access
- Distance Method
- Estimated Driving Distance
- Employee / Provider Groups
- All Employees
- Routine Office Based Mental Health and Substance Abuse Services
- Outpatient Mental Health/Substance Abuse Services
- Inpatient Mental Health
- Intensive Outpatient
- Partial Hospitalization
- Inpatient MH/SA or Residential MH/SA

All Employees													
State Name	County	City	Zip Code	Employee	Provider		Counts	Without Access		Average Time			
				#	Group	Standard	#	#	%	1	2		
Pennsylvania	Schuylkill	Gilberton	17934	1	Inpatient Mental...	1 in 60 mins	0	1	100.0	238.3	264.3		
					Intensive Outpatient	1 in 60 mins	0	1	100.0	238.3	264.3		
					Partial Hospitaliza...	1 in 60 mins	0	1	100.0	238.3	264.3		
					Inpatient MH/SA...	1 in 60 mins	0	1	100.0	238.3	264.3		
		Wayne	Lake Ariel	18436	1	Routine Office Ba...	1 in 30 mins	0	1	100.0	167.7	167.7	
					Outpatient Mental...	1 in 30 mins	0	1	100.0	168.6	195.3		
					Inpatient Mental...	1 in 60 mins	0	1	100.0	168.6	195.3		
					Intensive Outpatient	1 in 60 mins	0	1	100.0	168.6	195.3		
		York	Hanover	17331	1	Routine Office Ba...	1 in 30 mins	0	1	100.0	325.7	325.7	
					Outpatient Mental...	1 in 30 mins	0	1	100.0	326.6	350.8		
					Inpatient Mental...	1 in 60 mins	0	1	100.0	326.6	350.8		
					Intensive Outpatient	1 in 60 mins	0	1	100.0	326.6	350.8		
				York	17403	1	Partial Hospitaliza...	1 in 60 mins	0	1	100.0	326.6	350.8
			Routine Office Ba...			1 in 30 mins	0	1	100.0	336.8	336.8		
			Outpatient Mental...			1 in 30 mins	0	1	100.0	337.9	364.0		
			Inpatient Mental...			1 in 60 mins	0	1	100.0	337.9	364.0		
			York	17404	1	Intensive Outpatient	1 in 60 mins	0	1	100.0	337.9	364.0	
					Partial Hospitaliza...	1 in 60 mins	0	1	100.0	337.9	364.0		
					Inpatient MH/SA...	1 in 60 mins	0	1	100.0	337.9	364.0		
					Routine Office Ba...	1 in 30 mins	0	3	100.0	336.7	336.7		
		Outpatient Mental...			1 in 30 mins	0	3	100.0	337.8	364.2			
		Inpatient Mental...			1 in 60 mins	0	3	100.0	337.8	364.2			
		Intensive Outpatient			1 in 60 mins	0	3	100.0	337.8	364.2			
		Partial Hospitaliza...			1 in 60 mins	0	3	100.0	337.8	364.2			
		York Haven	17370	1	Inpatient MH/SA...	1 in 60 mins	0	3	100.0	337.8	364.2		
Puerto Rico	Aguadilla	Aguadilla	00603	1	Routine Office Ba...	1 in 30 mins	0	1	100.0	297.4	297.4		
					Outpatient Mental...	1 in 30 mins	0	1	100.0	298.3	323.0		
					Inpatient Mental...	1 in 60 mins	0	1	100.0	298.3	323.0		
					Intensive Outpatient	1 in 60 mins	0	1	100.0	298.3	323.0		
					Partial Hospitaliza...	1 in 60 mins	0	1	100.0	298.3	323.0		
					Inpatient MH/SA...	1 in 60 mins	0	1	100.0	298.3	323.0		
					Routine Office Ba...	1 in 30 mins	0	1	100.0	2,094.2	2,094.2		
					Outpatient Mental...	1 in 30 mins	0	1	100.0	2,097.6	2,099.8		
					Inpatient Mental...	1 in 60 mins	0	1	100.0	2,097.6	2,099.8		
					Intensive Outpatient	1 in 60 mins	0	1	100.0	2,097.6	2,099.8		
	Partial Hospitaliza...	1 in 60 mins	0	1	100.0	2,097.6	2,099.8						
	Inpatient MH/SA...	1 in 60 mins	0	1	100.0	2,097.6	2,099.8						

Access Detail for All Employees Without Access

June 2022

Created for...
Cigna Payer Solutions Vermont PPO

- Access Analysis
- VT State Access
- Distance Method
- Estimated Driving Distance
- Employee / Provider Groups
- All Employees
- Routine Office Based Mental Health and Substance Abuse Services
- Outpatient Mental Health/Substance Abuse Services
- Inpatient Mental Health
- Intensive Outpatient
- Partial Hospitalization
- Inpatient MH/SA or Residential MH/SA

All Employees															
State Name	County	City	Zip Code	Employee	Provider		Counts	Without Access		Average Time					
				#	Group	Standard	#	#	%	1	2				
Puerto Rico	Moca	Moca	00676	1	Routine Office Ba...	1 in 30 mins	0	1	100.0	1,908.7	1,908.7				
					Outpatient Mental...	1 in 30 mins	0	1	100.0	1,911.8	1,913.7				
					Inpatient Mental...	1 in 60 mins	0	1	100.0	1,911.8	1,913.7				
					Intensive Outpatient	1 in 60 mins	0	1	100.0	1,911.8	1,913.7				
					Partial Hospitaliza...	1 in 60 mins	0	1	100.0	1,911.8	1,913.7				
					Inpatient MH/SA...	1 in 60 mins	0	1	100.0	1,911.8	1,913.7				
	San Juan	San Juan	00915	1	Routine Office Ba...	1 in 30 mins	0	1	100.0	2,489.2	2,489.2				
					Outpatient Mental...	1 in 30 mins	0	1	100.0	2,493.0	2,495.7				
					Inpatient Mental...	1 in 60 mins	0	1	100.0	2,493.0	2,495.7				
					Intensive Outpatient	1 in 60 mins	0	1	100.0	2,493.0	2,495.7				
					Partial Hospitaliza...	1 in 60 mins	0	1	100.0	2,493.0	2,495.7				
					Inpatient MH/SA...	1 in 60 mins	0	1	100.0	2,493.0	2,495.7				
	San Sebastian	San Sebastian	00685	1	Routine Office Ba...	1 in 30 mins	0	1	100.0	1,915.0	1,915.0				
					Outpatient Mental...	1 in 30 mins	0	1	100.0	1,918.0	1,920.1				
					Inpatient Mental...	1 in 60 mins	0	1	100.0	1,918.0	1,920.1				
					Intensive Outpatient	1 in 60 mins	0	1	100.0	1,918.0	1,920.1				
					Partial Hospitaliza...	1 in 60 mins	0	1	100.0	1,918.0	1,920.1				
					Inpatient MH/SA...	1 in 60 mins	0	1	100.0	1,918.0	1,920.1				
Rhode Island	Bristol	Barrington	02806	4	Routine Office Ba...	1 in 30 mins	0	4	100.0	127.3	127.3				
					Outpatient Mental...	1 in 30 mins	0	4	100.0	127.6	128.6				
					Inpatient Mental...	1 in 60 mins	0	4	100.0	127.6	128.6				
					Intensive Outpatient	1 in 60 mins	0	4	100.0	127.6	128.6				
					Partial Hospitaliza...	1 in 60 mins	0	4	100.0	127.6	128.6				
					Inpatient MH/SA...	1 in 60 mins	0	4	100.0	127.6	128.6				
					Kent	Coventry	02816	1	Routine Office Ba...	1 in 30 mins	0	1	100.0	107.5	107.5
									Outpatient Mental...	1 in 30 mins	0	1	100.0	108.5	109.8
	Inpatient Mental...	1 in 60 mins	0	1					100.0	108.5	109.8				
	Intensive Outpatient	1 in 60 mins	0	1					100.0	108.5	109.8				
	Partial Hospitaliza...	1 in 60 mins	0	1					100.0	108.5	109.8				
	Inpatient MH/SA...	1 in 60 mins	0	1					100.0	108.5	109.8				
	East Greenw...	East Greenw...	02818	1	Routine Office Ba...	1 in 30 mins	0	1	100.0	113.1	113.1				
					Outpatient Mental...	1 in 30 mins	0	1	100.0	114.1	115.3				
					Inpatient Mental...	1 in 60 mins	0	1	100.0	114.1	115.3				
					Intensive Outpatient	1 in 60 mins	0	1	100.0	114.1	115.3				
					Partial Hospitaliza...	1 in 60 mins	0	1	100.0	114.1	115.3				
					Inpatient MH/SA...	1 in 60 mins	0	1	100.0	114.1	115.3				
Warwick	Warwick	02886	1	Routine Office Ba...	1 in 30 mins	0	1	100.0	122.6	122.6					
				Outpatient Mental...	1 in 30 mins	0	1	100.0	123.3	124.5					
				Inpatient Mental...	1 in 60 mins	0	1	100.0	123.3	124.5					
				Intensive Outpatient	1 in 60 mins	0	1	100.0	123.3	124.5					

Access Detail for All Employees Without Access

June 2022

Created for...
Cigna Payer Solutions Vermont PPO

- Access Analysis
- VT State Access
- Distance Method
- Estimated Driving Distance
- Employee / Provider Groups
- All Employees
- Routine Office Based Mental Health and Substance Abuse Services
- Outpatient Mental Health/Substance Abuse Services
- Inpatient Mental Health
- Intensive Outpatient
- Partial Hospitalization
- Inpatient MH/SA or Residential MH/SA

All Employees												
State Name	County	City	Zip Code	Employee	Provider		Counts	Without Access		Average Time		
				#	Group	Standard	#	#	%	1	2	
Rhode Island	Kent	Warwick	02886	1	Partial Hospitaliza...	1 in 60 mins	0	1	100.0	123.3	124.5	
					Inpatient MH/SA...	1 in 60 mins	0	1	100.0	123.3	124.5	
				02889	1	Routine Office Ba...	1 in 30 mins	0	1	100.0	147.3	147.3
						Outpatient Mental...	1 in 30 mins	0	1	100.0	148.0	149.5
						Inpatient Mental...	1 in 60 mins	0	1	100.0	148.0	149.5
						Intensive Outpatient	1 in 60 mins	0	1	100.0	148.0	149.5
			Partial Hospitaliza...		1 in 60 mins	0	1	100.0	148.0	149.5		
			Inpatient MH/SA...		1 in 60 mins	0	1	100.0	148.0	149.5		
		Newport	Newport	02840	2	Routine Office Ba...	1 in 30 mins	0	2	100.0	163.6	163.6
						Outpatient Mental...	1 in 30 mins	0	2	100.0	165.0	166.5
						Inpatient Mental...	1 in 60 mins	0	2	100.0	165.0	166.5
						Intensive Outpatient	1 in 60 mins	0	2	100.0	165.0	166.5
					Partial Hospitaliza...	1 in 60 mins	0	2	100.0	165.0	166.5	
					Inpatient MH/SA...	1 in 60 mins	0	2	100.0	165.0	166.5	
	Portsmouth		02871	1	Routine Office Ba...	1 in 30 mins	0	1	100.0	124.2	124.2	
					Outpatient Mental...	1 in 30 mins	0	1	100.0	124.8	125.8	
					Inpatient Mental...	1 in 60 mins	0	1	100.0	124.8	125.8	
					Intensive Outpatient	1 in 60 mins	0	1	100.0	124.8	125.8	
					Partial Hospitaliza...	1 in 60 mins	0	1	100.0	124.8	125.8	
					Inpatient MH/SA...	1 in 60 mins	0	1	100.0	124.8	125.8	
	Providence	Cranston	02920	1	Routine Office Ba...	1 in 30 mins	0	1	100.0	139.7	139.7	
					Outpatient Mental...	1 in 30 mins	0	1	100.0	140.3	141.7	
					Inpatient Mental...	1 in 60 mins	0	1	100.0	140.3	141.7	
					Intensive Outpatient	1 in 60 mins	0	1	100.0	140.3	141.7	
					Partial Hospitaliza...	1 in 60 mins	0	1	100.0	140.3	141.7	
					Inpatient MH/SA...	1 in 60 mins	0	1	100.0	140.3	141.7	
		Cumberland	02864	3	Routine Office Ba...	1 in 30 mins	0	3	100.0	112.3	112.3	
					Outpatient Mental...	1 in 30 mins	0	3	100.0	114.1	115.0	
				Inpatient Mental...	1 in 60 mins	0	3	100.0	114.1	115.0		
				Intensive Outpatient	1 in 60 mins	0	3	100.0	114.1	115.0		
				Partial Hospitaliza...	1 in 60 mins	0	3	100.0	114.1	115.0		
				Inpatient MH/SA...	1 in 60 mins	0	3	100.0	114.1	115.0		
Harrisville	02830	1	Routine Office Ba...	1 in 30 mins	0	1	100.0	90.7	90.7			
			Outpatient Mental...	1 in 30 mins	0	1	100.0	91.0	92.1			
			Inpatient Mental...	1 in 60 mins	0	1	100.0	91.0	92.1			
			Intensive Outpatient	1 in 60 mins	0	1	100.0	91.0	92.1			
			Partial Hospitaliza...	1 in 60 mins	0	1	100.0	91.0	92.1			
			Inpatient MH/SA...	1 in 60 mins	0	1	100.0	91.0	92.1			
Pawtucket	02860	1	Routine Office Ba...	1 in 30 mins	0	1	100.0	139.4	139.6			
			Outpatient Mental...	1 in 30 mins	0	1	100.0	139.6	140.7			

Access Detail for All Employees Without Access

June 2022

Created for...
Cigna Payer Solutions Vermont PPO

- Access Analysis
- VT State Access
- Distance Method
- Estimated Driving Distance
- Employee / Provider Groups
- All Employees
- Routine Office Based Mental Health and Substance Abuse Services
- Outpatient Mental Health/Substance Abuse Services
- Inpatient Mental Health
- Intensive Outpatient
- Partial Hospitalization
- Inpatient MH/SA or Residential MH/SA

All Employees												
State Name	County	City	Zip Code	Employee	Provider		Counts	Without Access		Average Time		
				#	Group	Standard	#	#	%	1	2	
Rhode Island	Providence	Pawtucket	02860	1	Inpatient Mental...	1 in 60 mins	0	1	100.0	139.6	140.7	
					Intensive Outpatient	1 in 60 mins	0	1	100.0	139.6	140.7	
					Partial Hospitaliza...	1 in 60 mins	0	1	100.0	139.6	140.7	
					Inpatient MH/SA...	1 in 60 mins	0	1	100.0	139.6	140.7	
					Routine Office Ba...	1 in 30 mins	0	1	100.0	138.7	138.7	
					Outpatient Mental...	1 in 30 mins	0	1	100.0	139.2	140.4	
			Providence	02909		Inpatient Mental...	1 in 60 mins	0	1	100.0	139.2	140.4
					Intensive Outpatient	1 in 60 mins	0	1	100.0	139.2	140.4	
					Partial Hospitaliza...	1 in 60 mins	0	1	100.0	139.2	140.4	
					Inpatient MH/SA...	1 in 60 mins	0	1	100.0	139.2	140.4	
					Routine Office Ba...	1 in 30 mins	0	1	100.0	101.3	101.3	
					Outpatient Mental...	1 in 30 mins	0	1	100.0	101.5	102.5	
		Smithfield	02917		Inpatient Mental...	1 in 60 mins	0	1	100.0	101.5	102.5	
				Intensive Outpatient	1 in 60 mins	0	1	100.0	101.5	102.5		
				Partial Hospitaliza...	1 in 60 mins	0	1	100.0	101.5	102.5		
				Inpatient MH/SA...	1 in 60 mins	0	1	100.0	101.5	102.5		
				Routine Office Ba...	1 in 30 mins	0	1	100.0	125.0	125.0		
				Outpatient Mental...	1 in 30 mins	0	1	100.0	126.6	127.6		
		Woonsocket	02895		Inpatient Mental...	1 in 60 mins	0	1	100.0	126.6	127.6	
				Intensive Outpatient	1 in 60 mins	0	1	100.0	126.6	127.6		
				Partial Hospitaliza...	1 in 60 mins	0	1	100.0	126.6	127.6		
				Inpatient MH/SA...	1 in 60 mins	0	1	100.0	126.6	127.6		
				Routine Office Ba...	1 in 30 mins	0	1	100.0	120.0	120.0		
				Outpatient Mental...	1 in 30 mins	0	1	100.0	122.1	124.0		
		Washington	Charlestown	02813		Inpatient Mental...	1 in 60 mins	0	1	100.0	122.1	124.0
					Intensive Outpatient	1 in 60 mins	0	1	100.0	122.1	124.0	
					Partial Hospitaliza...	1 in 60 mins	0	1	100.0	122.1	124.0	
					Inpatient MH/SA...	1 in 60 mins	0	1	100.0	122.1	124.0	
	Routine Office Ba...				1 in 30 mins	0	1	100.0	124.1	124.1		
	Outpatient Mental...				1 in 30 mins	0	1	100.0	125.6	127.0		
	Narragansett	02882		Inpatient Mental...	1 in 60 mins	0	1	100.0	125.6	127.0		
			Intensive Outpatient	1 in 60 mins	0	1	100.0	125.6	127.0			
			Partial Hospitaliza...	1 in 60 mins	0	1	100.0	125.6	127.0			
			Inpatient MH/SA...	1 in 60 mins	0	1	100.0	125.6	127.0			
			Routine Office Ba...	1 in 30 mins	0	4	100.0	116.1	116.1			
			Outpatient Mental...	1 in 30 mins	0	4	100.0	117.1	118.4			
	North Kingst...	02852		Inpatient Mental...	1 in 60 mins	0	4	100.0	117.1	118.4		
			Intensive Outpatient	1 in 60 mins	0	4	100.0	117.1	118.4			
			Partial Hospitaliza...	1 in 60 mins	0	4	100.0	117.1	118.4			
			Inpatient MH/SA...	1 in 60 mins	0	4	100.0	117.1	118.4			
			Routine Office Ba...	1 in 30 mins	0	4	100.0	117.1	118.4			
			Outpatient Mental...	1 in 30 mins	0	4	100.0	117.1	118.4			

Access Detail for All Employees Without Access

June 2022

Created for...
Cigna Payer Solutions Vermont PPO

- Access Analysis
- VT State Access
- Distance Method
- Estimated Driving Distance
- Employee / Provider Groups
- All Employees
- Routine Office Based Mental Health and Substance Abuse Services
- Outpatient Mental Health/Substance Abuse Services
- Inpatient Mental Health
- Intensive Outpatient
- Partial Hospitalization
- Inpatient MH/SA or Residential MH/SA

All Employees															
State Name	County	City	Zip Code	Employee	Provider		Counts	Without Access		Average Time					
				#	Group	Standard	#	#	%	1	2				
Rhode Island	Washington	Westerly	02891	2	Routine Office Ba...	1 in 30 mins	0	2	100.0	118.4	118.4				
					Outpatient Mental...	1 in 30 mins	0	2	100.0	121.0	123.0				
					Inpatient Mental...	1 in 60 mins	0	2	100.0	121.0	123.0				
					Intensive Outpatient	1 in 60 mins	0	2	100.0	121.0	123.0				
					Partial Hospitaliza...	1 in 60 mins	0	2	100.0	121.0	123.0				
					Inpatient MH/SA...	1 in 60 mins	0	2	100.0	121.0	123.0				
South Carolina	Beaufort	Hilton Head I...	29926	2	Routine Office Ba...	1 in 30 mins	0	2	100.0	953.6	953.6				
					Outpatient Mental...	1 in 30 mins	0	2	100.0	954.6	973.4				
					Inpatient Mental...	1 in 60 mins	0	2	100.0	954.6	973.4				
					Intensive Outpatient	1 in 60 mins	0	2	100.0	954.6	973.4				
					Partial Hospitaliza...	1 in 60 mins	0	2	100.0	954.6	973.4				
					Inpatient MH/SA...	1 in 60 mins	0	2	100.0	954.6	973.4				
	Charleston	Charleston	29407	1	Routine Office Ba...	1 in 30 mins	0	1	100.0	979.2	979.2				
					Outpatient Mental...	1 in 30 mins	0	1	100.0	980.2	999.8				
					Inpatient Mental...	1 in 60 mins	0	1	100.0	980.2	999.8				
					Intensive Outpatient	1 in 60 mins	0	1	100.0	980.2	999.8				
					Partial Hospitaliza...	1 in 60 mins	0	1	100.0	980.2	999.8				
					Inpatient MH/SA...	1 in 60 mins	0	1	100.0	980.2	999.8				
					Florence	Coward	29530	1	Routine Office Ba...	1 in 30 mins	0	1	100.0	800.7	800.7
									Outpatient Mental...	1 in 30 mins	0	1	100.0	801.6	820.3
									Inpatient Mental...	1 in 60 mins	0	1	100.0	801.6	820.3
									Intensive Outpatient	1 in 60 mins	0	1	100.0	801.6	820.3
									Partial Hospitaliza...	1 in 60 mins	0	1	100.0	801.6	820.3
									Inpatient MH/SA...	1 in 60 mins	0	1	100.0	801.6	820.3
	Greenville	Greenville	29605	1	Routine Office Ba...	1 in 30 mins	0	1	100.0	936.4	936.4				
					Outpatient Mental...	1 in 30 mins	0	1	100.0	937.4	965.1				
					Inpatient Mental...	1 in 60 mins	0	1	100.0	937.4	965.1				
					Intensive Outpatient	1 in 60 mins	0	1	100.0	937.4	965.1				
					Partial Hospitaliza...	1 in 60 mins	0	1	100.0	937.4	965.1				
					Inpatient MH/SA...	1 in 60 mins	0	1	100.0	937.4	965.1				
Horry					Myrtle Beach	29588	1	Routine Office Ba...	1 in 30 mins	0	1	100.0	799.2	799.2	
								Outpatient Mental...	1 in 30 mins	0	1	100.0	800.0	816.5	
								Inpatient Mental...	1 in 60 mins	0	1	100.0	800.0	816.5	
								Intensive Outpatient	1 in 60 mins	0	1	100.0	800.0	816.5	
								Partial Hospitaliza...	1 in 60 mins	0	1	100.0	800.0	816.5	
								Inpatient MH/SA...	1 in 60 mins	0	1	100.0	800.0	816.5	
Oconee	Walhalla	29691	1	Routine Office Ba...	1 in 30 mins	0	1	100.0	882.4	882.4					
				Outpatient Mental...	1 in 30 mins	0	1	100.0	883.4	909.3					
				Inpatient Mental...	1 in 60 mins	0	1	100.0	883.4	909.3					
				Intensive Outpatient	1 in 60 mins	0	1	100.0	883.4	909.3					

Access Detail for All Employees Without Access

June 2022

Created for...
Cigna Payer Solutions Vermont PPO

- Access Analysis
- VT State Access
- Distance Method
- Estimated Driving Distance
- Employee / Provider Groups
- All Employees
- Routine Office Based Mental Health and Substance Abuse Services
- Outpatient Mental Health/Substance Abuse Services
- Inpatient Mental Health
- Intensive Outpatient
- Partial Hospitalization
- Inpatient MH/SA or Residential MH/SA

All Employees																
State Name	County	City	Zip Code	Employee	Provider		Counts	Without Access		Average Time						
				#	Group	Standard	#	#	%	1	2					
South Carolina	Oconee	Walhalla	29691	1	Partial Hospitaliza...	1 in 60 mins	0	1	100.0	883.4	909.3					
					Inpatient MH/SA...	1 in 60 mins	0	1	100.0	883.4	909.3					
South Dakota	Minnehaha	Sioux Falls	57103	1	Routine Office Ba...	1 in 30 mins	0	1	100.0	1,691.5	1,691.5					
					Outpatient Mental...	1 in 30 mins	0	1	100.0	1,696.5	1,700.6					
					Inpatient Mental...	1 in 60 mins	0	1	100.0	1,700.6	1,714.7					
					Intensive Outpatient	1 in 60 mins	0	1	100.0	1,696.5	1,700.6					
					Partial Hospitaliza...	1 in 60 mins	0	1	100.0	1,696.5	1,700.6					
					Inpatient MH/SA...	1 in 60 mins	0	1	100.0	1,696.5	1,700.6					
					Tennessee	Davidson	Old Hickory	37138	1	Routine Office Ba...	1 in 30 mins	0	1	100.0	1,076.1	1,076.1
										Outpatient Mental...	1 in 30 mins	0	1	100.0	1,077.1	1,111.9
										Inpatient Mental...	1 in 60 mins	0	1	100.0	1,077.1	1,111.9
										Intensive Outpatient	1 in 60 mins	0	1	100.0	1,077.1	1,111.9
Tennessee	Hamilton	Apison	37302	1	Partial Hospitaliza...	1 in 60 mins	0	1	100.0	1,077.1	1,111.9					
					Inpatient MH/SA...	1 in 60 mins	0	1	100.0	1,077.1	1,111.9					
					Routine Office Ba...	1 in 30 mins	0	1	100.0	961.5	961.5					
					Outpatient Mental...	1 in 30 mins	0	1	100.0	962.4	991.2					
					Inpatient Mental...	1 in 60 mins	0	1	100.0	962.4	991.2					
					Intensive Outpatient	1 in 60 mins	0	1	100.0	962.4	991.2					
					Partial Hospitaliza...	1 in 60 mins	0	1	100.0	962.4	991.2					
	Jefferson	Strawberry P...		37871	1	Routine Office Ba...	1 in 30 mins	0	1	100.0	837.4	837.4				
						Outpatient Mental...	1 in 30 mins	0	1	100.0	838.4	867.0				
						Inpatient Mental...	1 in 60 mins	0	1	100.0	838.4	867.0				
						Intensive Outpatient	1 in 60 mins	0	1	100.0	838.4	867.0				
						Partial Hospitaliza...	1 in 60 mins	0	1	100.0	838.4	867.0				
						Inpatient MH/SA...	1 in 60 mins	0	1	100.0	838.4	867.0				
						Knox	Corryton		37721	1	Routine Office Ba...	1 in 30 mins	0	1	100.0	840.3
Outpatient Mental...	1 in 30 mins	0	1	100.0	841.2						870.0					
Inpatient Mental...	1 in 60 mins	0	1	100.0	841.2						870.0					
Intensive Outpatient	1 in 60 mins	0	1	100.0	841.2						870.0					
Partial Hospitaliza...	1 in 60 mins	0	1	100.0	841.2						870.0					
Knoxville			37917	1	Routine Office Ba...		1 in 30 mins	0	1	100.0	841.2	870.0				
					Outpatient Mental...		1 in 30 mins	0	1	100.0	937.9	937.9				
					Inpatient Mental...		1 in 60 mins	0	1	100.0	939.0	970.6				
					Intensive Outpatient		1 in 60 mins	0	1	100.0	939.0	970.6				
					Partial Hospitaliza...		1 in 60 mins	0	1	100.0	939.0	970.6				
			37922	1	Routine Office Ba...	1 in 30 mins	0	1	100.0	868.3	868.3					
					Outpatient Mental...	1 in 30 mins	0	1	100.0	869.2	898.1					

Access Detail for All Employees Without Access

June 2022

Created for...
Cigna Payer Solutions Vermont PPO

Access Analysis
VT State Access

Distance Method
Estimated Driving Distance

Employee / Provider Groups
All Employees
Routine Office Based Mental Health and Substance Abuse Services
Outpatient Mental Health/Substance Abuse Services
Inpatient Mental Health
Intensive Outpatient
Partial Hospitalization
Inpatient MH/SA or Residential MH/SA

All Employees												
State Name	County	City	Zip Code	Employee	Provider		Counts	Without Access		Average Time		
				#	Group	Standard	#	#	%	1	2	
Tennessee	Knox	Knoxville	37922	1	Inpatient Mental...	1 in 60 mins	0	1	100.0	869.2	898.1	
					Intensive Outpatient	1 in 60 mins	0	1	100.0	869.2	898.1	
					Partial Hospitaliza...	1 in 60 mins	0	1	100.0	869.2	898.1	
					Inpatient MH/SA...	1 in 60 mins	0	1	100.0	869.2	898.1	
		Loudon	Loudon	37774	1	Routine Office Ba...	1 in 30 mins	0	1	100.0	888.1	888.1
					Outpatient Mental...	1 in 30 mins	0	1	100.0	888.9	917.8	
					Inpatient Mental...	1 in 60 mins	0	1	100.0	888.9	917.8	
					Intensive Outpatient	1 in 60 mins	0	1	100.0	888.9	917.8	
					Partial Hospitaliza...	1 in 60 mins	0	1	100.0	888.9	917.8	
		Sumner	Hendersonville	37075	1	Routine Office Ba...	1 in 30 mins	0	1	100.0	973.5	973.5
					Outpatient Mental...	1 in 30 mins	0	1	100.0	974.4	1,006.0	
					Inpatient Mental...	1 in 60 mins	0	1	100.0	974.4	1,006.0	
					Intensive Outpatient	1 in 60 mins	0	1	100.0	974.4	1,006.0	
					Partial Hospitaliza...	1 in 60 mins	0	1	100.0	974.4	1,006.0	
Texas	Bell	Harker Heights	76548	1	Routine Office Ba...	1 in 30 mins	0	1	100.0	2,037.9	2,037.9	
					Outpatient Mental...	1 in 30 mins	0	1	100.0	2,038.9	2,076.8	
					Inpatient Mental...	1 in 60 mins	0	1	100.0	2,038.9	2,076.8	
					Intensive Outpatient	1 in 60 mins	0	1	100.0	2,038.9	2,076.8	
					Partial Hospitaliza...	1 in 60 mins	0	1	100.0	2,038.9	2,076.8	
		Bexar	San Antonio	78209	2	Routine Office Ba...	1 in 30 mins	0	2	100.0	2,566.4	2,566.4
					Outpatient Mental...	1 in 30 mins	0	2	100.0	2,567.5	2,611.9	
					Inpatient Mental...	1 in 60 mins	0	2	100.0	2,567.5	2,611.9	
					Intensive Outpatient	1 in 60 mins	0	2	100.0	2,567.5	2,611.9	
					Partial Hospitaliza...	1 in 60 mins	0	2	100.0	2,567.5	2,611.9	
				78230	2	Routine Office Ba...	1 in 30 mins	0	2	100.0	2,570.4	2,570.4
						2	100.0	2,571.3	2,615.8			
						2	100.0	2,571.3	2,615.8			
						2	100.0	2,571.3	2,615.8			
						2	100.0	2,571.3	2,615.8			
			78231	1	Routine Office Ba...	1 in 30 mins	0	1	100.0	2,181.4	2,181.4	
					1	100.0	2,182.4	2,220.2				
					1	100.0	2,182.4	2,220.2				
					1	100.0	2,182.4	2,220.2				
					1	100.0	2,182.4	2,220.2				

Access Detail for All Employees Without Access

June 2022

Created for...
Cigna Payer Solutions Vermont PPO

Access Analysis
VT State Access

Distance Method
Estimated Driving Distance

Employee / Provider Groups
All Employees
Routine Office Based Mental Health and Substance Abuse Services
Outpatient Mental Health/Substance Abuse Services
Inpatient Mental Health
Intensive Outpatient
Partial Hospitalization
Inpatient MH/SA or Residential MH/SA

All Employees											
State Name	County	City	Zip Code	Employee	Provider		Counts	Without Access		Average Time	
				#	Group	Standard	#	#	%	1	2
Texas	Blanco	Blanco	78606	1	Routine Office Ba...	1 in 30 mins	0	1	100.0	1,948.9	1,948.9
					Outpatient Mental...	1 in 30 mins	0	1	100.0	1,949.7	1,984.2
					Inpatient Mental...	1 in 60 mins	0	1	100.0	1,949.7	1,984.2
					Intensive Outpatient	1 in 60 mins	0	1	100.0	1,949.7	1,984.2
					Partial Hospitaliza...	1 in 60 mins	0	1	100.0	1,949.7	1,984.2
					Inpatient MH/SA...	1 in 60 mins	0	1	100.0	1,949.7	1,984.2
	Brazoria	Alvin	77511	1	Routine Office Ba...	1 in 30 mins	0	1	100.0	1,807.0	1,807.0
					Outpatient Mental...	1 in 30 mins	0	1	100.0	1,807.9	1,840.6
					Inpatient Mental...	1 in 60 mins	0	1	100.0	1,807.9	1,840.6
					Intensive Outpatient	1 in 60 mins	0	1	100.0	1,807.9	1,840.6
					Partial Hospitaliza...	1 in 60 mins	0	1	100.0	1,807.9	1,840.6
					Inpatient MH/SA...	1 in 60 mins	0	1	100.0	1,807.9	1,840.6
	Cameron	San Benito	78586	1	Routine Office Ba...	1 in 30 mins	0	1	100.0	2,125.9	2,125.9
					Outpatient Mental...	1 in 30 mins	0	1	100.0	2,126.9	2,159.4
					Inpatient Mental...	1 in 60 mins	0	1	100.0	2,126.9	2,159.4
					Intensive Outpatient	1 in 60 mins	0	1	100.0	2,126.9	2,159.4
					Partial Hospitaliza...	1 in 60 mins	0	1	100.0	2,126.9	2,159.4
					Inpatient MH/SA...	1 in 60 mins	0	1	100.0	2,126.9	2,159.4
	Collin	Plano	75023	1	Routine Office Ba...	1 in 30 mins	0	1	100.0	2,196.9	2,197.1
					Outpatient Mental...	1 in 30 mins	0	1	100.0	2,198.4	2,243.4
					Inpatient Mental...	1 in 60 mins	0	1	100.0	2,198.4	2,243.4
					Intensive Outpatient	1 in 60 mins	0	1	100.0	2,198.4	2,243.4
					Partial Hospitaliza...	1 in 60 mins	0	1	100.0	2,198.4	2,243.4
					Inpatient MH/SA...	1 in 60 mins	0	1	100.0	2,198.4	2,241.4
75025				1	Routine Office Ba...	1 in 30 mins	0	1	100.0	2,195.8	2,196.1
					Outpatient Mental...	1 in 30 mins	0	1	100.0	2,197.2	2,242.4
					Inpatient Mental...	1 in 60 mins	0	1	100.0	2,197.2	2,242.4
					Intensive Outpatient	1 in 60 mins	0	1	100.0	2,197.2	2,242.4
					Partial Hospitaliza...	1 in 60 mins	0	1	100.0	2,197.2	2,242.4
					Inpatient MH/SA...	1 in 60 mins	0	1	100.0	2,197.2	2,240.3
Comal	New Braunfels	78130	1	Routine Office Ba...	1 in 30 mins	0	1	100.0	1,952.0	1,952.0	
				Outpatient Mental...	1 in 30 mins	0	1	100.0	1,952.8	1,987.0	
				Inpatient Mental...	1 in 60 mins	0	1	100.0	1,952.8	1,987.0	
				Intensive Outpatient	1 in 60 mins	0	1	100.0	1,952.8	1,987.0	
				Partial Hospitaliza...	1 in 60 mins	0	1	100.0	1,952.8	1,987.0	
				Inpatient MH/SA...	1 in 60 mins	0	1	100.0	1,952.8	1,987.0	
Dallas	Grand Prairie	75051	1	Routine Office Ba...	1 in 30 mins	0	1	100.0	1,903.2	1,903.3	
				Outpatient Mental...	1 in 30 mins	0	1	100.0	1,904.2	1,942.6	
				Inpatient Mental...	1 in 60 mins	0	1	100.0	1,904.2	1,942.6	
				Intensive Outpatient	1 in 60 mins	0	1	100.0	1,904.2	1,942.6	

Access Detail for All Employees Without Access

June 2022

Created for...
Cigna Payer Solutions Vermont PPO

- Access Analysis
- VT State Access
- Distance Method
- Estimated Driving Distance
- Employee / Provider Groups
- All Employees
- Routine Office Based Mental Health and Substance Abuse Services
- Outpatient Mental Health/Substance Abuse Services
- Inpatient Mental Health
- Intensive Outpatient
- Partial Hospitalization
- Inpatient MH/SA or Residential MH/SA

All Employees													
State Name	County	City	Zip Code	Employee	Provider		Counts	Without Access		Average Time			
				#	Group	Standard	#	#	%	1	2		
Texas	Dallas	Grand Prairie	75051	1	Partial Hospitaliza...	1 in 60 mins	0	1	100.0	1,904.2	1,942.6		
					Inpatient MH/SA...	1 in 60 mins	0	1	100.0	1,904.2	1,941.2		
			75052	2	Routine Office Ba...	1 in 30 mins	0	2	100.0	2,243.8	2,244.0		
					Outpatient Mental...	1 in 30 mins	0	2	100.0	2,245.1	2,290.1		
			Ector	Gardendale	79758	1	Inpatient Mental...	1 in 60 mins	0	2	100.0	2,245.1	2,290.1
							Intensive Outpatient	1 in 60 mins	0	2	100.0	2,245.1	2,290.1
						Partial Hospitaliza...	1 in 60 mins	0	2	100.0	2,245.1	2,290.1	
						Inpatient MH/SA...	1 in 60 mins	0	2	100.0	2,245.1	2,288.6	
		El Paso	El Paso	79928	1	Routine Office Ba...	1 in 30 mins	0	1	100.0	2,080.8	2,080.9	
						Outpatient Mental...	1 in 30 mins	0	1	100.0	2,082.1	2,117.7	
						Inpatient Mental...	1 in 60 mins	0	1	100.0	2,082.1	2,117.7	
						Intensive Outpatient	1 in 60 mins	0	1	100.0	2,082.1	2,117.7	
					Partial Hospitaliza...	1 in 60 mins	0	1	100.0	2,082.1	2,117.7		
					Inpatient MH/SA...	1 in 60 mins	0	1	100.0	2,082.1	2,113.8		
	79934				3	Routine Office Ba...	1 in 30 mins	0	3	100.0	2,329.6	2,329.7	
						Outpatient Mental...	1 in 30 mins	0	3	100.0	2,331.1	2,365.1	
						Inpatient Mental...	1 in 60 mins	0	3	100.0	2,331.1	2,365.1	
						Intensive Outpatient	1 in 60 mins	0	3	100.0	2,331.1	2,365.1	
						Partial Hospitaliza...	1 in 60 mins	0	3	100.0	2,331.1	2,365.1	
						Inpatient MH/SA...	1 in 60 mins	0	3	100.0	2,331.1	2,361.5	
	Galveston	Kemah	77565	1	Routine Office Ba...	1 in 30 mins	0	1	100.0	2,328.8	2,328.9		
					Outpatient Mental...	1 in 30 mins	0	1	100.0	2,330.4	2,364.0		
					Inpatient Mental...	1 in 60 mins	0	1	100.0	2,330.4	2,364.0		
					Intensive Outpatient	1 in 60 mins	0	1	100.0	2,330.4	2,364.0		
				Partial Hospitaliza...	1 in 60 mins	0	1	100.0	2,330.4	2,364.0			
				Inpatient MH/SA...	1 in 60 mins	0	1	100.0	2,330.4	2,360.5			
Harris		Cypress	77429	1	Routine Office Ba...	1 in 30 mins	0	1	100.0	1,966.3	1,966.3		
					Outpatient Mental...	1 in 30 mins	0	1	100.0	1,967.2	2,003.1		
					Inpatient Mental...	1 in 60 mins	0	1	100.0	1,967.2	2,003.1		
					Intensive Outpatient	1 in 60 mins	0	1	100.0	1,967.2	2,003.1		
					Partial Hospitaliza...	1 in 60 mins	0	1	100.0	1,967.2	2,003.1		
					Inpatient MH/SA...	1 in 60 mins	0	1	100.0	1,967.2	2,003.1		
Deer Park	77536		2	Routine Office Ba...	1 in 30 mins	0	2	100.0	1,977.4	1,977.4			
				Outpatient Mental...	1 in 30 mins	0	2	100.0	1,978.4	2,014.8			
				Inpatient Mental...	1 in 60 mins	0	2	100.0	1,978.4	2,014.8			
				Intensive Outpatient	1 in 60 mins	0	2	100.0	1,978.4	2,014.8			
				Partial Hospitaliza...	1 in 60 mins	0	2	100.0	1,978.4	2,014.8			
				Inpatient MH/SA...	1 in 60 mins	0	2	100.0	1,978.4	2,014.8			
			1	Routine Office Ba...	1 in 30 mins	0	1	100.0	1,962.9	1,962.9			
				Outpatient Mental...	1 in 30 mins	0	1	100.0	1,963.9	1,999.9			

Access Detail for All Employees Without Access

June 2022

Created for...
Cigna Payer Solutions Vermont PPO

Access Analysis
VT State Access
Distance Method
Estimated Driving Distance
Employee / Provider Groups
All Employees
Routine Office Based Mental Health and Substance Abuse Services
Outpatient Mental Health/Substance Abuse Services
Inpatient Mental Health
Intensive Outpatient
Partial Hospitalization
Inpatient MH/SA or Residential MH/SA

All Employees												
State Name	County	City	Zip Code	Employee	Provider		Counts	Without Access		Average Time		
				#	Group	Standard	#	#	%	1	2	
Texas	Harris	Deer Park	77536	1	Inpatient Mental...	1 in 60 mins	0	1	100.0	1,963.9	1,999.9	
					Intensive Outpatient	1 in 60 mins	0	1	100.0	1,963.9	1,999.9	
					Partial Hospitaliza...	1 in 60 mins	0	1	100.0	1,963.9	1,999.9	
					Inpatient MH/SA...	1 in 60 mins	0	1	100.0	1,963.9	1,999.9	
					Routine Office Ba...	1 in 30 mins	0	1	100.0	1,981.4	1,981.4	
					Outpatient Mental...	1 in 30 mins	0	1	100.0	1,982.4	2,018.6	
			Houston	77024		Inpatient Mental...	1 in 60 mins	0	1	100.0	1,982.4	2,018.6
					Intensive Outpatient	1 in 60 mins	0	1	100.0	1,982.4	2,018.6	
					Partial Hospitaliza...	1 in 60 mins	0	1	100.0	1,982.4	2,018.6	
					Inpatient MH/SA...	1 in 60 mins	0	1	100.0	1,982.4	2,018.6	
					Routine Office Ba...	1 in 30 mins	0	1	100.0	2,329.9	2,329.9	
					Outpatient Mental...	1 in 30 mins	0	1	100.0	2,331.1	2,373.6	
		77054			Inpatient Mental...	1 in 60 mins	0	1	100.0	2,331.1	2,373.6	
				Intensive Outpatient	1 in 60 mins	0	1	100.0	2,331.1	2,373.6		
				Partial Hospitaliza...	1 in 60 mins	0	1	100.0	2,331.1	2,373.6		
				Inpatient MH/SA...	1 in 60 mins	0	1	100.0	2,331.1	2,373.6		
				Routine Office Ba...	1 in 30 mins	0	1	100.0	2,331.6	2,331.6		
				Outpatient Mental...	1 in 30 mins	0	1	100.0	2,332.8	2,375.4		
		77057			Inpatient Mental...	1 in 60 mins	0	1	100.0	2,332.8	2,375.4	
				Intensive Outpatient	1 in 60 mins	0	1	100.0	2,332.8	2,375.4		
				Partial Hospitaliza...	1 in 60 mins	0	1	100.0	2,332.8	2,375.4		
				Inpatient MH/SA...	1 in 60 mins	0	1	100.0	2,332.8	2,375.4		
				Routine Office Ba...	1 in 30 mins	0	1	100.0	1,956.7	1,956.7		
				Outpatient Mental...	1 in 30 mins	0	1	100.0	1,957.6	1,994.0		
	Spring	77373		Inpatient Mental...	1 in 60 mins	0	1	100.0	1,957.6	1,994.0		
			Intensive Outpatient	1 in 60 mins	0	1	100.0	1,957.6	1,994.0			
			Partial Hospitaliza...	1 in 60 mins	0	1	100.0	1,957.6	1,994.0			
			Inpatient MH/SA...	1 in 60 mins	0	1	100.0	1,957.6	1,994.0			
			Routine Office Ba...	1 in 30 mins	0	1	100.0	1,924.3	1,924.3			
			Outpatient Mental...	1 in 30 mins	0	1	100.0	1,925.1	1,959.6			
	Hays	Dripping Spri...	78620		Inpatient Mental...	1 in 60 mins	0	1	100.0	1,925.1	1,959.6	
				Intensive Outpatient	1 in 60 mins	0	1	100.0	1,925.1	1,959.6		
				Partial Hospitaliza...	1 in 60 mins	0	1	100.0	1,925.1	1,959.6		
				Inpatient MH/SA...	1 in 60 mins	0	1	100.0	1,925.1	1,959.6		
				Routine Office Ba...	1 in 30 mins	0	1	100.0	1,699.9	1,700.0		
				Outpatient Mental...	1 in 30 mins	0	1	100.0	1,700.8	1,735.2		
	Henderson	Mabank	75156		Inpatient Mental...	1 in 60 mins	0	1	100.0	1,700.8	1,735.2	
				Intensive Outpatient	1 in 60 mins	0	1	100.0	1,700.8	1,735.2		
				Partial Hospitaliza...	1 in 60 mins	0	1	100.0	1,700.8	1,735.2		
				Inpatient MH/SA...	1 in 60 mins	0	1	100.0	1,700.8	1,735.2		
				Routine Office Ba...	1 in 30 mins	0	1	100.0	1,700.8	1,735.2		
				Outpatient Mental...	1 in 30 mins	0	1	100.0	1,700.8	1,735.2		

Access Detail for All Employees Without Access

June 2022

Created for...
Cigna Payer Solutions Vermont PPO

- Access Analysis
- VT State Access
- Distance Method
- Estimated Driving Distance
- Employee / Provider Groups
- All Employees
- Routine Office Based Mental Health and Substance Abuse Services
- Outpatient Mental Health/Substance Abuse Services
- Inpatient Mental Health
- Intensive Outpatient
- Partial Hospitalization
- Inpatient MH/SA or Residential MH/SA

All Employees												
State Name	County	City	Zip Code	Employee	Provider		Counts	Without Access		Average Time		
				#	Group	Standard	#	#	%	1	2	
Texas	Tarrant	Arlington	76014	2	Partial Hospitaliza...	1 in 60 mins	0	2	100.0	2,248.3	2,293.4	
					Inpatient MH/SA...	1 in 60 mins	0	2	100.0	2,248.3	2,291.7	
			Crowley	76036	1	Routine Office Ba...	1 in 30 mins	0	1	100.0	1,758.9	1,759.0
						Outpatient Mental...	1 in 30 mins	0	1	100.0	1,759.9	1,794.9
						Inpatient Mental...	1 in 60 mins	0	1	100.0	1,759.9	1,794.9
						Intensive Outpatient	1 in 60 mins	0	1	100.0	1,759.9	1,794.9
						Partial Hospitaliza...	1 in 60 mins	0	1	100.0	1,759.9	1,794.9
						Inpatient MH/SA...	1 in 60 mins	0	1	100.0	1,759.9	1,793.5
			Fort Worth	76134	1	Routine Office Ba...	1 in 30 mins	0	1	100.0	1,928.1	1,928.2
						Outpatient Mental...	1 in 30 mins	0	1	100.0	1,929.2	1,967.6
						Inpatient Mental...	1 in 60 mins	0	1	100.0	1,929.2	1,967.6
						Intensive Outpatient	1 in 60 mins	0	1	100.0	1,929.2	1,967.6
						Partial Hospitaliza...	1 in 60 mins	0	1	100.0	1,929.2	1,967.6
						Inpatient MH/SA...	1 in 60 mins	0	1	100.0	1,929.2	1,966.0
		Taylor	Abilene	79603	1	Routine Office Ba...	1 in 30 mins	0	1	100.0	1,905.2	1,905.3
							Outpatient Mental...	1 in 30 mins	0	1	100.0	1,906.4
						Inpatient Mental...	1 in 60 mins	0	1	100.0	1,906.4	1,942.0
						Intensive Outpatient	1 in 60 mins	0	1	100.0	1,906.4	1,942.0
						Partial Hospitaliza...	1 in 60 mins	0	1	100.0	1,906.4	1,942.0
						Inpatient MH/SA...	1 in 60 mins	0	1	100.0	1,906.4	1,938.8
		Tom Green	San Angelo	76904	1	Routine Office Ba...	1 in 30 mins	0	1	100.0	2,000.9	2,001.0
							Outpatient Mental...	1 in 30 mins	0	1	100.0	2,002.0
						Inpatient Mental...	1 in 60 mins	0	1	100.0	2,002.0	2,037.6
						Intensive Outpatient	1 in 60 mins	0	1	100.0	2,002.0	2,037.6
						Partial Hospitaliza...	1 in 60 mins	0	1	100.0	2,002.0	2,037.6
						Inpatient MH/SA...	1 in 60 mins	0	1	100.0	2,002.0	2,035.3
		Travis	Austin	78737	1	Routine Office Ba...	1 in 30 mins	0	1	100.0	1,915.8	1,915.8
							Outpatient Mental...	1 in 30 mins	0	1	100.0	1,916.6
					Inpatient Mental...	1 in 60 mins	0	1	100.0	1,916.6	1,950.9	
					Intensive Outpatient	1 in 60 mins	0	1	100.0	1,916.6	1,950.9	
					Partial Hospitaliza...	1 in 60 mins	0	1	100.0	1,916.6	1,950.9	
					Inpatient MH/SA...	1 in 60 mins	0	1	100.0	1,916.6	1,950.9	
		Leander	78645	1	Routine Office Ba...	1 in 30 mins	0	1	100.0	1,903.9	1,903.9	
					Outpatient Mental...	1 in 30 mins	0	1	100.0	1,904.8	1,939.2	
					Inpatient Mental...	1 in 60 mins	0	1	100.0	1,904.8	1,939.2	
					Intensive Outpatient	1 in 60 mins	0	1	100.0	1,904.8	1,939.2	
					Partial Hospitaliza...	1 in 60 mins	0	1	100.0	1,904.8	1,939.2	
					Inpatient MH/SA...	1 in 60 mins	0	1	100.0	1,904.8	1,939.2	
	Webb	Laredo	78045	1	Routine Office Ba...	1 in 30 mins	0	1	100.0	2,145.6	2,145.6	
						Outpatient Mental...	1 in 30 mins	0	1	100.0	2,146.4	2,180.5

Access Detail for All Employees Without Access

June 2022

Created for...
Cigna Payer Solutions Vermont PPO

- Access Analysis
- VT State Access
- Distance Method
- Estimated Driving Distance
- Employee / Provider Groups
- All Employees
- Routine Office Based Mental Health and Substance Abuse Services
- Outpatient Mental Health/Substance Abuse Services
- Inpatient Mental Health
- Intensive Outpatient
- Partial Hospitalization
- Inpatient MH/SA or Residential MH/SA

All Employees												
State Name	County	City	Zip Code	Employee	Provider		Counts	Without Access		Average Time		
				#	Group	Standard	#	#	%	1	2	
Texas	Webb	Laredo	78045	1	Inpatient Mental...	1 in 60 mins	0	1	100.0	2,146.4	2,180.5	
					Intensive Outpatient	1 in 60 mins	0	1	100.0	2,146.4	2,180.5	
					Partial Hospitaliza...	1 in 60 mins	0	1	100.0	2,146.4	2,180.5	
					Inpatient MH/SA...	1 in 60 mins	0	1	100.0	2,146.4	2,180.5	
					Routine Office Ba...	1 in 30 mins	0	1	100.0	1,877.8	1,877.8	
					Outpatient Mental...	1 in 30 mins	0	1	100.0	1,878.7	1,913.1	
					Inpatient Mental...	1 in 60 mins	0	1	100.0	1,878.7	1,913.1	
					Intensive Outpatient	1 in 60 mins	0	1	100.0	1,878.7	1,913.1	
					Partial Hospitaliza...	1 in 60 mins	0	1	100.0	1,878.7	1,913.1	
					Inpatient MH/SA...	1 in 60 mins	0	1	100.0	1,878.7	1,913.1	
		Williamson	Georgetown	78628	1	Routine Office Ba...	1 in 30 mins	0	1	100.0	1,891.8	1,891.8
					Outpatient Mental...	1 in 30 mins	0	1	100.0	1,892.7	1,927.0	
					Inpatient Mental...	1 in 60 mins	0	1	100.0	1,892.7	1,927.0	
					Intensive Outpatient	1 in 60 mins	0	1	100.0	1,892.7	1,927.0	
					Partial Hospitaliza...	1 in 60 mins	0	1	100.0	1,892.7	1,927.0	
					Inpatient MH/SA...	1 in 60 mins	0	1	100.0	1,892.7	1,927.0	
					Routine Office Ba...	1 in 30 mins	0	1	100.0	1,985.6	1,985.6	
					Outpatient Mental...	1 in 30 mins	0	1	100.0	1,986.5	2,020.5	
					Inpatient Mental...	1 in 60 mins	0	1	100.0	1,986.5	2,020.5	
					Intensive Outpatient	1 in 60 mins	0	1	100.0	1,986.5	2,020.5	
	Partial Hospitaliza...	1 in 60 mins	0	1	100.0	1,986.5	2,020.5					
	Inpatient MH/SA...	1 in 60 mins	0	1	100.0	1,986.5	2,020.5					
	Wilson	Floresville	78114	1	Routine Office Ba...	1 in 30 mins	0	1	100.0	2,280.4	2,280.4	
				Outpatient Mental...	1 in 30 mins	0	1	100.0	2,282.8	2,289.7		
				Inpatient Mental...	1 in 60 mins	0	1	100.0	2,282.8	2,300.4		
				Intensive Outpatient	1 in 60 mins	0	1	100.0	2,282.8	2,289.7		
				Partial Hospitaliza...	1 in 60 mins	0	1	100.0	2,282.8	2,289.7		
				Inpatient MH/SA...	1 in 60 mins	0	1	100.0	2,282.8	2,289.7		
				Routine Office Ba...	1 in 30 mins	0	1	100.0	2,504.0	2,504.1		
				Outpatient Mental...	1 in 30 mins	0	1	100.0	2,506.8	2,514.3		
				Inpatient Mental...	1 in 60 mins	0	1	100.0	2,506.8	2,526.1		
				Intensive Outpatient	1 in 60 mins	0	1	100.0	2,506.8	2,514.3		
	Partial Hospitaliza...	1 in 60 mins	0	1	100.0	2,506.8	2,514.3					
	Inpatient MH/SA...	1 in 60 mins	0	1	100.0	2,506.8	2,514.3					
	Salt Lake	Herriman	84096	1	Routine Office Ba...	1 in 30 mins	0	1	100.0	2,489.5	2,489.6	
				Outpatient Mental...	1 in 30 mins	0	1	100.0	2,492.2	2,499.0		
				Inpatient Mental...	1 in 60 mins	0	1	100.0	2,492.2	2,511.1		
				Intensive Outpatient	1 in 60 mins	0	1	100.0	2,492.2	2,499.0		
				Partial Hospitaliza...	1 in 60 mins	0	1	100.0	2,492.2	2,499.0		
				Inpatient MH/SA...	1 in 60 mins	0	1	100.0	2,492.2	2,499.0		
				Routine Office Ba...	1 in 30 mins	0	1	100.0	2,492.2	2,499.0		
				Outpatient Mental...	1 in 30 mins	0	1	100.0	2,492.2	2,499.0		
				Inpatient Mental...	1 in 60 mins	0	1	100.0	2,492.2	2,499.0		
				Intensive Outpatient	1 in 60 mins	0	1	100.0	2,492.2	2,499.0		
	Partial Hospitaliza...	1 in 60 mins	0	1	100.0	2,492.2	2,499.0					
	Inpatient MH/SA...	1 in 60 mins	0	1	100.0	2,492.2	2,499.0					
	Salt Lake	Riverton	84065	1	Routine Office Ba...	1 in 30 mins	0	1	100.0	2,489.5	2,489.6	
				Outpatient Mental...	1 in 30 mins	0	1	100.0	2,492.2	2,499.0		
				Inpatient Mental...	1 in 60 mins	0	1	100.0	2,492.2	2,511.1		
				Intensive Outpatient	1 in 60 mins	0	1	100.0	2,492.2	2,499.0		
				Partial Hospitaliza...	1 in 60 mins	0	1	100.0	2,492.2	2,499.0		
				Inpatient MH/SA...	1 in 60 mins	0	1	100.0	2,492.2	2,499.0		
				Routine Office Ba...	1 in 30 mins	0	1	100.0	2,492.2	2,499.0		
				Outpatient Mental...	1 in 30 mins	0	1	100.0	2,492.2	2,499.0		
				Inpatient Mental...	1 in 60 mins	0	1	100.0	2,492.2	2,499.0		
				Intensive Outpatient	1 in 60 mins	0	1	100.0	2,492.2	2,499.0		
	Partial Hospitaliza...	1 in 60 mins	0	1	100.0	2,492.2	2,499.0					
	Inpatient MH/SA...	1 in 60 mins	0	1	100.0	2,492.2	2,499.0					
	Salt Lake	Salt Lake City	84101	1	Routine Office Ba...	1 in 30 mins	0	1	100.0	2,489.5	2,489.6	
				Outpatient Mental...	1 in 30 mins	0	1	100.0	2,492.2	2,499.0		
				Inpatient Mental...	1 in 60 mins	0	1	100.0	2,492.2	2,511.1		
				Intensive Outpatient	1 in 60 mins	0	1	100.0	2,492.2	2,499.0		
				Partial Hospitaliza...	1 in 60 mins	0	1	100.0	2,492.2	2,499.0		
				Inpatient MH/SA...	1 in 60 mins	0	1	100.0	2,492.2	2,499.0		
				Routine Office Ba...	1 in 30 mins	0	1	100.0	2,492.2	2,499.0		
				Outpatient Mental...	1 in 30 mins	0	1	100.0	2,492.2	2,499.0		
				Inpatient Mental...	1 in 60 mins	0	1	100.0	2,492.2	2,499.0		
				Intensive Outpatient	1 in 60 mins	0	1	100.0	2,492.2	2,499.0		
	Partial Hospitaliza...	1 in 60 mins	0	1	100.0	2,492.2	2,499.0					
	Inpatient MH/SA...	1 in 60 mins	0	1	100.0	2,492.2	2,499.0					

Access Detail for All Employees Without Access

June 2022

Created for...
Cigna Payer Solutions Vermont PPO

- Access Analysis
- VT State Access
- Distance Method
- Estimated Driving Distance
- Employee / Provider Groups
- All Employees
- Routine Office Based Mental Health and Substance Abuse Services
- Outpatient Mental Health/Substance Abuse Services
- Inpatient Mental Health
- Intensive Outpatient
- Partial Hospitalization
- Inpatient MH/SA or Residential MH/SA

All Employees												
State Name	County	City	Zip Code	Employee	Provider		Counts	Without Access		Average Time		
				#	Group	Standard	#	#	%	1	2	
Virginia	Bedford	Moneta	24121	1	Inpatient Mental...	1 in 60 mins	0	1	100.0	593.7	617.6	
					Intensive Outpatient	1 in 60 mins	0	1	100.0	593.7	617.6	
					Partial Hospitaliza...	1 in 60 mins	0	1	100.0	593.7	617.6	
					Inpatient MH/SA...	1 in 60 mins	0	1	100.0	593.7	617.6	
					Routine Office Ba...	1 in 30 mins	0	1	100.0	556.0	556.0	
					Outpatient Mental...	1 in 30 mins	0	1	100.0	557.1	570.7	
		Chesapeake City	Chesapeake	23320	1	Inpatient Mental...	1 in 60 mins	0	1	100.0	557.1	570.7
					Intensive Outpatient	1 in 60 mins	0	1	100.0	557.1	570.7	
					Partial Hospitaliza...	1 in 60 mins	0	1	100.0	557.1	570.7	
					Inpatient MH/SA...	1 in 60 mins	0	1	100.0	557.1	570.7	
					Routine Office Ba...	1 in 30 mins	0	1	100.0	539.5	539.5	
					Outpatient Mental...	1 in 30 mins	0	1	100.0	540.4	561.4	
		Chesterfield	Richmond	23235	1	Inpatient Mental...	1 in 60 mins	0	1	100.0	540.4	561.4
					Intensive Outpatient	1 in 60 mins	0	1	100.0	540.4	561.4	
					Partial Hospitaliza...	1 in 60 mins	0	1	100.0	540.4	561.4	
					Inpatient MH/SA...	1 in 60 mins	0	1	100.0	540.4	561.4	
					Routine Office Ba...	1 in 30 mins	0	1	100.0	542.8	542.8	
					Outpatient Mental...	1 in 30 mins	0	1	100.0	543.9	564.8	
				23236	1	Inpatient Mental...	1 in 60 mins	0	1	100.0	543.9	564.8
						Intensive Outpatient	1 in 60 mins	0	1	100.0	543.9	564.8
						Partial Hospitaliza...	1 in 60 mins	0	1	100.0	543.9	564.8
						Inpatient MH/SA...	1 in 60 mins	0	1	100.0	543.9	564.8
						Routine Office Ba...	1 in 30 mins	0	1	100.0	508.5	508.5
						Outpatient Mental...	1 in 30 mins	0	1	100.0	509.6	537.6
	Fairfax	Annandale	22003	1	Inpatient Mental...	1 in 60 mins	0	1	100.0	509.6	537.6	
				Intensive Outpatient	1 in 60 mins	0	1	100.0	509.6	537.6		
				Partial Hospitaliza...	1 in 60 mins	0	1	100.0	509.6	537.6		
				Inpatient MH/SA...	1 in 60 mins	0	1	100.0	509.6	537.6		
				Routine Office Ba...	1 in 30 mins	0	1	100.0	514.1	514.1		
				Outpatient Mental...	1 in 30 mins	0	1	100.0	515.2	544.0		
		Fairfax	22033	1	Inpatient Mental...	1 in 60 mins	0	1	100.0	515.2	544.0	
						Intensive Outpatient	1 in 60 mins	0	1	100.0	515.2	544.0
						Partial Hospitaliza...	1 in 60 mins	0	1	100.0	515.2	544.0
						Inpatient MH/SA...	1 in 60 mins	0	1	100.0	515.2	544.0
						Routine Office Ba...	1 in 30 mins	0	1	100.0	401.3	401.3
						Outpatient Mental...	1 in 30 mins	0	1	100.0	402.3	423.9
		Fairfax Station	22039	1	Inpatient Mental...	1 in 60 mins	0	1	100.0	402.3	423.9	
						Intensive Outpatient	1 in 60 mins	0	1	100.0	402.3	423.9
						Partial Hospitaliza...	1 in 60 mins	0	1	100.0	402.3	423.9
						Inpatient MH/SA...	1 in 60 mins	0	1	100.0	402.3	423.9
						Routine Office Ba...	1 in 30 mins	0	1	100.0	402.3	423.9
						Outpatient Mental...	1 in 30 mins	0	1	100.0	402.3	423.9

Access Detail for All Employees Without Access

June 2022

Created for...
Cigna Payer Solutions Vermont PPO

Access Analysis
VT State Access

Distance Method
Estimated Driving Distance

Employee / Provider Groups
All Employees
Routine Office Based Mental Health and Substance Abuse Services
Outpatient Mental Health/Substance Abuse Services
Inpatient Mental Health
Intensive Outpatient
Partial Hospitalization
Inpatient MH/SA or Residential MH/SA

All Employees												
State Name	County	City	Zip Code	Employee	Provider		Counts	Without Access		Average Time		
				#	Group	Standard	#	#	%	1	2	
Virginia	Fairfax	Herndon	20170	1	Routine Office Ba...	1 in 30 mins	0	1	100.0	505.4	505.4	
					Outpatient Mental...	1 in 30 mins	0	1	100.0	506.6	535.9	
					Inpatient Mental...	1 in 60 mins	0	1	100.0	506.6	535.9	
					Intensive Outpatient	1 in 60 mins	0	1	100.0	506.6	535.9	
					Partial Hospitaliza...	1 in 60 mins	0	1	100.0	506.6	535.9	
					Inpatient MH/SA...	1 in 60 mins	0	1	100.0	506.6	535.9	
			Lorton	22079	1	Routine Office Ba...	1 in 30 mins	0	1	100.0	510.3	510.3
					Outpatient Mental...	1 in 30 mins	0	1	100.0	511.4	540.7	
					Inpatient Mental...	1 in 60 mins	0	1	100.0	511.4	540.7	
					Intensive Outpatient	1 in 60 mins	0	1	100.0	511.4	540.7	
					Partial Hospitaliza...	1 in 60 mins	0	1	100.0	511.4	540.7	
					Inpatient MH/SA...	1 in 60 mins	0	1	100.0	511.4	540.7	
		Springfield	22150	1	Routine Office Ba...	1 in 30 mins	0	1	100.0	401.2	401.2	
				Outpatient Mental...	1 in 30 mins	0	1	100.0	402.1	423.2		
				Inpatient Mental...	1 in 60 mins	0	1	100.0	402.1	423.2		
				Intensive Outpatient	1 in 60 mins	0	1	100.0	402.1	423.2		
				Partial Hospitaliza...	1 in 60 mins	0	1	100.0	402.1	423.2		
				Inpatient MH/SA...	1 in 60 mins	0	1	100.0	402.1	423.2		
		Fairfax City	Fairfax	22030	1	Routine Office Ba...	1 in 30 mins	0	1	100.0	512.1	512.1
					Outpatient Mental...	1 in 30 mins	0	1	100.0	513.3	540.8	
					Inpatient Mental...	1 in 60 mins	0	1	100.0	513.3	540.8	
					Intensive Outpatient	1 in 60 mins	0	1	100.0	513.3	540.8	
					Partial Hospitaliza...	1 in 60 mins	0	1	100.0	513.3	540.8	
					Inpatient MH/SA...	1 in 60 mins	0	1	100.0	513.3	540.8	
	Fauquier	Upperville	20184	1	Routine Office Ba...	1 in 30 mins	0	1	100.0	435.8	435.8	
				Outpatient Mental...	1 in 30 mins	0	1	100.0	436.8	461.0		
				Inpatient Mental...	1 in 60 mins	0	1	100.0	436.8	461.0		
				Intensive Outpatient	1 in 60 mins	0	1	100.0	436.8	461.0		
				Partial Hospitaliza...	1 in 60 mins	0	1	100.0	436.8	461.0		
				Inpatient MH/SA...	1 in 60 mins	0	1	100.0	436.8	461.0		
	Hampton City	Hampton	23663	1	Routine Office Ba...	1 in 30 mins	0	1	100.0	409.5	409.5	
				Outpatient Mental...	1 in 30 mins	0	1	100.0	410.4	434.5		
				Inpatient Mental...	1 in 60 mins	0	1	100.0	410.4	434.5		
				Intensive Outpatient	1 in 60 mins	0	1	100.0	410.4	434.5		
				Partial Hospitaliza...	1 in 60 mins	0	1	100.0	410.4	434.5		
				Inpatient MH/SA...	1 in 60 mins	0	1	100.0	410.4	434.5		
				1	Routine Office Ba...	1 in 30 mins	0	1	100.0	631.0	631.0	
					Outpatient Mental...	1 in 30 mins	0	1	100.0	632.3	649.4	
					Inpatient Mental...	1 in 60 mins	0	1	100.0	632.3	649.4	
					Intensive Outpatient	1 in 60 mins	0	1	100.0	632.3	649.4	

Access Detail for All Employees Without Access

June 2022

Created for...
Cigna Payer Solutions Vermont PPO

- Access Analysis
- VT State Access
- Distance Method
- Estimated Driving Distance
- Employee / Provider Groups
- All Employees
- Routine Office Based Mental Health and Substance Abuse Services
- Outpatient Mental Health/Substance Abuse Services
- Inpatient Mental Health
- Intensive Outpatient
- Partial Hospitalization
- Inpatient MH/SA or Residential MH/SA

All Employees															
State Name	County	City	Zip Code	Employee	Provider		Counts	Without Access		Average Time					
				#	Group	Standard	#	#	%	1	2				
Virginia	Hampton City	Hampton	23663	1	Partial Hospitaliza...	1 in 60 mins	0	1	100.0	632.3	649.4				
					Inpatient MH/SA...	1 in 60 mins	0	1	100.0	632.3	649.4				
			23666	1	Routine Office Ba...	1 in 30 mins	0	1	100.0	537.0	537.0				
					Outpatient Mental...	1 in 30 mins	0	1	100.0	537.9	552.9				
								Inpatient Mental...	1 in 60 mins	0	1	100.0	537.9	552.9	
								Intensive Outpatient	1 in 60 mins	0	1	100.0	537.9	552.9	
								Partial Hospitaliza...	1 in 60 mins	0	1	100.0	537.9	552.9	
								Inpatient MH/SA...	1 in 60 mins	0	1	100.0	537.9	552.9	
			Hanover	Mechanicsville	23116	1	Routine Office Ba...	1 in 30 mins	0	1	100.0	474.8	474.8		
							Outpatient Mental...	1 in 30 mins	0	1	100.0	475.7	494.6		
									Inpatient Mental...	1 in 60 mins	0	1	100.0	475.7	494.6
									Intensive Outpatient	1 in 60 mins	0	1	100.0	475.7	494.6
									Partial Hospitaliza...	1 in 60 mins	0	1	100.0	475.7	494.6
									Inpatient MH/SA...	1 in 60 mins	0	1	100.0	475.7	494.6
	Henrico	Henrico				23238	2	Routine Office Ba...	1 in 30 mins	0	2	100.0	535.0	535.0	
								Outpatient Mental...	1 in 30 mins	0	2	100.0	536.0	557.5	
									Inpatient Mental...	1 in 60 mins	0	2	100.0	536.0	557.5
									Intensive Outpatient	1 in 60 mins	0	2	100.0	536.0	557.5
									Partial Hospitaliza...	1 in 60 mins	0	2	100.0	536.0	557.5
									Inpatient MH/SA...	1 in 60 mins	0	2	100.0	536.0	557.5
	Loudoun	Dulles	20189	1	Routine Office Ba...	1 in 30 mins	0	1	100.0	392.0	392.0				
					Outpatient Mental...	1 in 30 mins	0	1	100.0	392.9	415.8				
									Inpatient Mental...	1 in 60 mins	0	1	100.0	392.9	415.8
									Intensive Outpatient	1 in 60 mins	0	1	100.0	392.9	415.8
									Partial Hospitaliza...	1 in 60 mins	0	1	100.0	392.9	415.8
									Inpatient MH/SA...	1 in 60 mins	0	1	100.0	392.9	415.8
				Leesburg	20175	1	Routine Office Ba...	1 in 30 mins	0	1	100.0	391.9	391.9		
		Outpatient Mental...	1 in 30 mins				0	1	100.0	392.8	416.5				
								Inpatient Mental...	1 in 60 mins	0	1	100.0	392.8	416.5	
								Intensive Outpatient	1 in 60 mins	0	1	100.0	392.8	416.5	
								Partial Hospitaliza...	1 in 60 mins	0	1	100.0	392.8	416.5	
								Inpatient MH/SA...	1 in 60 mins	0	1	100.0	392.8	416.5	
20176						1	Routine Office Ba...	1 in 30 mins	0	1	100.0	387.8	387.8		
				Outpatient Mental...	1 in 30 mins		0	1	100.0	388.6	412.2				
								Inpatient Mental...	1 in 60 mins	0	1	100.0	388.6	412.2	
								Intensive Outpatient	1 in 60 mins	0	1	100.0	388.6	412.2	
								Partial Hospitaliza...	1 in 60 mins	0	1	100.0	388.6	412.2	
								Inpatient MH/SA...	1 in 60 mins	0	1	100.0	388.6	412.2	
	Sterling			20164		1	Routine Office Ba...	1 in 30 mins	0	1	100.0	503.5	503.5		
Outpatient Mental...		1 in 30 mins	0				1	100.0	504.7	534.2					

Access Detail for All Employees Without Access

June 2022

Created for...
Cigna Payer Solutions Vermont PPO

- Access Analysis
- VT State Access
- Distance Method
- Estimated Driving Distance
- Employee / Provider Groups
- All Employees
- Routine Office Based Mental Health and Substance Abuse Services
- Outpatient Mental Health/Substance Abuse Services
- Inpatient Mental Health
- Intensive Outpatient
- Partial Hospitalization
- Inpatient MH/SA or Residential MH/SA

All Employees												
State Name	County	City	Zip Code	Employee	Provider		Counts	Without Access		Average Time		
				#	Group	Standard	#	#	%	1	2	
Virginia	Loudoun	Sterling	20164	1	Inpatient Mental...	1 in 60 mins	0	1	100.0	504.7	534.2	
					Intensive Outpatient	1 in 60 mins	0	1	100.0	504.7	534.2	
					Partial Hospitaliza...	1 in 60 mins	0	1	100.0	504.7	534.2	
					Inpatient MH/SA...	1 in 60 mins	0	1	100.0	504.7	534.2	
					Routine Office Ba...	1 in 30 mins	0	1	100.0	446.5	446.5	
					Outpatient Mental...	1 in 30 mins	0	1	100.0	447.4	471.8	
		Manassas Park City	Manassas	20111	1	Inpatient Mental...	1 in 60 mins	0	1	100.0	447.4	471.8
					Intensive Outpatient	1 in 60 mins	0	1	100.0	447.4	471.8	
					Partial Hospitaliza...	1 in 60 mins	0	1	100.0	447.4	471.8	
					Inpatient MH/SA...	1 in 60 mins	0	1	100.0	447.4	471.8	
					Routine Office Ba...	1 in 30 mins	0	1	100.0	482.5	482.5	
					Outpatient Mental...	1 in 30 mins	0	1	100.0	483.4	497.1	
		Poquoson City	Poquoson	23662	1	Inpatient Mental...	1 in 60 mins	0	1	100.0	483.4	497.1
					Intensive Outpatient	1 in 60 mins	0	1	100.0	483.4	497.1	
					Partial Hospitaliza...	1 in 60 mins	0	1	100.0	483.4	497.1	
					Inpatient MH/SA...	1 in 60 mins	0	1	100.0	483.4	497.1	
					Routine Office Ba...	1 in 30 mins	0	2	100.0	454.9	454.9	
					Outpatient Mental...	1 in 30 mins	0	2	100.0	455.8	479.0	
		Prince William	Dumfries	22026	2	Inpatient Mental...	1 in 60 mins	0	2	100.0	455.8	479.0
					Intensive Outpatient	1 in 60 mins	0	2	100.0	455.8	479.0	
					Partial Hospitaliza...	1 in 60 mins	0	2	100.0	455.8	479.0	
					Inpatient MH/SA...	1 in 60 mins	0	2	100.0	455.8	479.0	
					Routine Office Ba...	1 in 30 mins	0	2	100.0	451.4	451.4	
					Outpatient Mental...	1 in 30 mins	0	1	100.0	452.4	477.6	
		Gainesville	20155	20155	1	Inpatient Mental...	1 in 60 mins	0	1	100.0	452.4	477.6
					Intensive Outpatient	1 in 60 mins	0	1	100.0	452.4	477.6	
					Partial Hospitaliza...	1 in 60 mins	0	1	100.0	452.4	477.6	
					Inpatient MH/SA...	1 in 60 mins	0	1	100.0	452.4	477.6	
	Routine Office Ba...				1 in 30 mins	0	1	100.0	414.9	414.9		
	Outpatient Mental...				1 in 30 mins	0	1	100.0	415.8	436.9		
	Triangle	22172	22172	1	Inpatient Mental...	1 in 60 mins	0	1	100.0	415.8	436.9	
				Intensive Outpatient	1 in 60 mins	0	1	100.0	415.8	436.9		
				Partial Hospitaliza...	1 in 60 mins	0	1	100.0	415.8	436.9		
				Inpatient MH/SA...	1 in 60 mins	0	1	100.0	415.8	436.9		
				Routine Office Ba...	1 in 30 mins	0	2	100.0	448.5	448.5		
				Outpatient Mental...	1 in 30 mins	0	2	100.0	449.6	472.8		
	Woodbridge	22191	22191	2	Inpatient Mental...	1 in 60 mins	0	2	100.0	449.6	472.8	
				Intensive Outpatient	1 in 60 mins	0	2	100.0	449.6	472.8		
				Partial Hospitaliza...	1 in 60 mins	0	2	100.0	449.6	472.8		
				Inpatient MH/SA...	1 in 60 mins	0	2	100.0	449.6	472.8		
				Routine Office Ba...	1 in 30 mins	0	2	100.0	449.6	472.8		
				Outpatient Mental...	1 in 30 mins	0	2	100.0	449.6	472.8		

Access Detail for All Employees Without Access

June 2022

Created for...
Cigna Payer Solutions Vermont PPO

- Access Analysis
- VT State Access
- Distance Method
- Estimated Driving Distance
- Employee / Provider Groups
- All Employees
- Routine Office Based Mental Health and Substance Abuse Services
- Outpatient Mental Health/Substance Abuse Services
- Inpatient Mental Health
- Intensive Outpatient
- Partial Hospitalization
- Inpatient MH/SA or Residential MH/SA

All Employees												
State Name	County	City	Zip Code	Employee	Provider		Counts	Without Access		Average Time		
				#	Group	Standard	#	#	%	1	2	
Virginia	Prince William	Woodbridge	22193	1	Routine Office Ba...	1 in 30 mins	0	1	100.0	530.6	530.6	
					Outpatient Mental...	1 in 30 mins	0	1	100.0	531.8	559.4	
					Inpatient Mental...	1 in 60 mins	0	1	100.0	531.8	559.4	
					Intensive Outpatient	1 in 60 mins	0	1	100.0	531.8	559.4	
					Partial Hospitaliza...	1 in 60 mins	0	1	100.0	531.8	559.4	
					Inpatient MH/SA...	1 in 60 mins	0	1	100.0	531.8	559.4	
	Richmond City	Richmond	23220	1	Routine Office Ba...	1 in 30 mins	0	1	100.0	626.9	626.9	
					Outpatient Mental...	1 in 30 mins	0	1	100.0	628.2	652.5	
					Inpatient Mental...	1 in 60 mins	0	1	100.0	628.2	652.5	
					Intensive Outpatient	1 in 60 mins	0	1	100.0	628.2	652.5	
					Partial Hospitaliza...	1 in 60 mins	0	1	100.0	628.2	652.5	
					Inpatient MH/SA...	1 in 60 mins	0	1	100.0	628.2	652.5	
		23224			1	Routine Office Ba...	1 in 30 mins	0	1	100.0	536.8	536.8
						Outpatient Mental...	1 in 30 mins	0	1	100.0	537.9	558.4
						Inpatient Mental...	1 in 60 mins	0	1	100.0	537.9	558.4
						Intensive Outpatient	1 in 60 mins	0	1	100.0	537.9	558.4
						Partial Hospitaliza...	1 in 60 mins	0	1	100.0	537.9	558.4
						Inpatient MH/SA...	1 in 60 mins	0	1	100.0	537.9	558.4
	Rockbridge	Goshen	24439	1	Routine Office Ba...	1 in 30 mins	0	1	100.0	533.7	533.7	
					Outpatient Mental...	1 in 30 mins	0	1	100.0	534.6	560.0	
					Inpatient Mental...	1 in 60 mins	0	1	100.0	534.6	560.0	
					Intensive Outpatient	1 in 60 mins	0	1	100.0	534.6	560.0	
					Partial Hospitaliza...	1 in 60 mins	0	1	100.0	534.6	560.0	
					Inpatient MH/SA...	1 in 60 mins	0	1	100.0	534.6	560.0	
Salem City	Salem	24153	1	Routine Office Ba...	1 in 30 mins	0	1	100.0	602.5	602.5		
				Outpatient Mental...	1 in 30 mins	0	1	100.0	603.4	628.4		
				Inpatient Mental...	1 in 60 mins	0	1	100.0	603.4	628.4		
				Intensive Outpatient	1 in 60 mins	0	1	100.0	603.4	628.4		
				Partial Hospitaliza...	1 in 60 mins	0	1	100.0	603.4	628.4		
				Inpatient MH/SA...	1 in 60 mins	0	1	100.0	603.4	628.4		
Shenandoah	Edinburg	22824	1	Routine Office Ba...	1 in 30 mins	0	1	100.0	450.4	450.4		
				Outpatient Mental...	1 in 30 mins	0	1	100.0	451.3	476.8		
				Inpatient Mental...	1 in 60 mins	0	1	100.0	451.3	476.8		
				Intensive Outpatient	1 in 60 mins	0	1	100.0	451.3	476.8		
				Partial Hospitaliza...	1 in 60 mins	0	1	100.0	451.3	476.8		
				Inpatient MH/SA...	1 in 60 mins	0	1	100.0	451.3	476.8		
Suffolk City	Suffolk	23435	1	Routine Office Ba...	1 in 30 mins	0	1	100.0	503.0	503.0		
				Outpatient Mental...	1 in 30 mins	0	1	100.0	504.0	517.4		
				Inpatient Mental...	1 in 60 mins	0	1	100.0	504.0	517.4		
				Intensive Outpatient	1 in 60 mins	0	1	100.0	504.0	517.4		

Access Detail for All Employees Without Access

June 2022

Created for...
Cigna Payer Solutions Vermont PPO

- Access Analysis
- VT State Access
- Distance Method
- Estimated Driving Distance
- Employee / Provider Groups
- All Employees
- Routine Office Based Mental Health and Substance Abuse Services
- Outpatient Mental Health/Substance Abuse Services
- Inpatient Mental Health
- Intensive Outpatient
- Partial Hospitalization
- Inpatient MH/SA or Residential MH/SA

All Employees															
State Name	County	City	Zip Code	Employee	Provider		Counts	Without Access		Average Time					
				#	Group	Standard	#	#	%	1	2				
Virginia	Suffolk City	Suffolk	23435	1	Partial Hospitaliza...	1 in 60 mins	0	1	100.0	504.0	517.4				
					Inpatient MH/SA...	1 in 60 mins	0	1	100.0	504.0	517.4				
	Virginia Beach City	Virginia Beach	23457	1	Routine Office Ba...	1 in 30 mins	0	1	100.0	508.2	508.2				
					Outpatient Mental...	1 in 30 mins	0	1	100.0	509.1	520.4				
					Inpatient Mental...	1 in 60 mins	0	1	100.0	509.1	520.4				
					Intensive Outpatient	1 in 60 mins	0	1	100.0	509.1	520.4				
					Partial Hospitaliza...	1 in 60 mins	0	1	100.0	509.1	520.4				
					Inpatient MH/SA...	1 in 60 mins	0	1	100.0	509.1	520.4				
					23464			1	Routine Office Ba...	1 in 30 mins	0	1	100.0	648.2	648.2
									Outpatient Mental...	1 in 30 mins	0	1	100.0	649.5	665.3
									Inpatient Mental...	1 in 60 mins	0	1	100.0	649.5	665.3
									Intensive Outpatient	1 in 60 mins	0	1	100.0	649.5	665.3
									Partial Hospitaliza...	1 in 60 mins	0	1	100.0	649.5	665.3
									Inpatient MH/SA...	1 in 60 mins	0	1	100.0	649.5	665.3
York	Yorktown	23692	2	Routine Office Ba...	1 in 30 mins	0	2	100.0	481.5	481.5					
				Outpatient Mental...	1 in 30 mins	0	2	100.0	482.4	496.5					
				Inpatient Mental...	1 in 60 mins	0	2	100.0	482.4	496.5					
				Intensive Outpatient	1 in 60 mins	0	2	100.0	482.4	496.5					
				Partial Hospitaliza...	1 in 60 mins	0	2	100.0	482.4	496.5					
				Inpatient MH/SA...	1 in 60 mins	0	2	100.0	482.4	496.5					
Washington	Benton	Richland	99352	1	Routine Office Ba...	1 in 30 mins	0	1	100.0	2,695.4	2,698.0				
					Outpatient Mental...	1 in 30 mins	0	1	100.0	2,704.5	2,709.8				
					Inpatient Mental...	1 in 60 mins	0	1	100.0	2,717.2	2,723.7				
					Intensive Outpatient	1 in 60 mins	0	1	100.0	2,704.5	2,709.8				
					Partial Hospitaliza...	1 in 60 mins	0	1	100.0	2,704.5	2,717.2				
					Inpatient MH/SA...	1 in 60 mins	0	1	100.0	2,704.5	2,717.2				
	Clark	La Center	98629	1	Routine Office Ba...	1 in 30 mins	0	1	100.0	2,645.4	2,647.7				
					Outpatient Mental...	1 in 30 mins	0	1	100.0	2,653.0	2,658.3				
					Inpatient Mental...	1 in 60 mins	0	1	100.0	2,662.9	2,670.0				
					Intensive Outpatient	1 in 60 mins	0	1	100.0	2,653.0	2,658.3				
					Partial Hospitaliza...	1 in 60 mins	0	1	100.0	2,653.0	2,662.9				
					Inpatient MH/SA...	1 in 60 mins	0	1	100.0	2,653.0	2,662.9				
	Island	Oak Harbor	98277	1	Routine Office Ba...	1 in 30 mins	0	1	100.0	2,542.1	2,544.0				
					Outpatient Mental...	1 in 30 mins	0	1	100.0	2,553.2	2,555.8				
Inpatient Mental...					1 in 60 mins	0	1	100.0	2,570.5	2,572.6					
Intensive Outpatient					1 in 60 mins	0	1	100.0	2,553.2	2,556.3					
Partial Hospitaliza...					1 in 60 mins	0	1	100.0	2,553.2	2,570.5					
Inpatient MH/SA...					1 in 60 mins	0	1	100.0	2,553.2	2,570.5					
King	Bellevue	98004	1	Routine Office Ba...	1 in 30 mins	0	1	100.0	3,296.6	3,299.2					
				Outpatient Mental...	1 in 30 mins	0	1	100.0	3,309.7	3,314.5					

Access Detail for All Employees Without Access

June 2022

Created for...
Cigna Payer Solutions Vermont PPO

Access Analysis
VT State Access

Distance Method
Estimated Driving Distance

Employee / Provider Groups
All Employees
Routine Office Based Mental Health and Substance Abuse Services
Outpatient Mental Health/Substance Abuse Services
Inpatient Mental Health
Intensive Outpatient
Partial Hospitalization
Inpatient MH/SA or Residential MH/SA

All Employees												
State Name	County	City	Zip Code	Employee	Provider		Counts	Without Access		Average Time		
				#	Group	Standard	#	#	%	1	2	
Washington	King	Seattle	98199	1	Routine Office Ba...	1 in 30 mins	0	1	100.0	3,307.9	3,310.5	
					Outpatient Mental...	1 in 30 mins	0	1	100.0	3,321.0	3,325.6	
					Inpatient Mental...	1 in 60 mins	0	1	100.0	3,340.8	3,345.3	
					Intensive Outpatient	1 in 60 mins	0	1	100.0	3,321.0	3,325.6	
					Partial Hospitaliza...	1 in 60 mins	0	1	100.0	3,321.0	3,340.8	
	Pierce	Orting	98360	1	Routine Office Ba...	1 in 30 mins	0	1	100.0	2,569.3	2,571.7	
					Outpatient Mental...	1 in 30 mins	0	1	100.0	2,578.6	2,582.8	
					Inpatient Mental...	1 in 60 mins	0	1	100.0	2,592.3	2,596.9	
					Intensive Outpatient	1 in 60 mins	0	1	100.0	2,578.6	2,582.8	
					Partial Hospitaliza...	1 in 60 mins	0	1	100.0	2,578.6	2,592.3	
	Spokane	Cheney	99004	1	Routine Office Ba...	1 in 30 mins	0	1	100.0	2,313.0	2,315.1	
					Outpatient Mental...	1 in 30 mins	0	1	100.0	2,323.5	2,327.0	
					Inpatient Mental...	1 in 60 mins	0	1	100.0	2,339.5	2,342.6	
					Intensive Outpatient	1 in 60 mins	0	1	100.0	2,323.5	2,327.0	
					Partial Hospitaliza...	1 in 60 mins	0	1	100.0	2,323.5	2,339.5	
		Spokane	99204	99204	1	Routine Office Ba...	1 in 30 mins	0	1	100.0	2,975.2	2,977.8
						Outpatient Mental...	1 in 30 mins	0	1	100.0	2,989.1	2,993.3
						Inpatient Mental...	1 in 60 mins	0	1	100.0	3,010.5	3,014.1
						Intensive Outpatient	1 in 60 mins	0	1	100.0	2,989.1	2,993.5
						Partial Hospitaliza...	1 in 60 mins	0	1	100.0	2,989.1	3,010.5
99223			1	Routine Office Ba...	1 in 30 mins	0	1	100.0	2,526.8	2,529.1		
				Outpatient Mental...	1 in 30 mins	0	1	100.0	2,538.6	2,542.2		
				Inpatient Mental...	1 in 60 mins	0	1	100.0	2,556.7	2,559.8		
				Intensive Outpatient	1 in 60 mins	0	1	100.0	2,538.6	2,542.3		
				Partial Hospitaliza...	1 in 60 mins	0	1	100.0	2,538.6	2,556.7		
West Virginia	Jefferson	Kearneysville	25430	1	Routine Office Ba...	1 in 30 mins	0	1	100.0	391.7	391.7	
					Outpatient Mental...	1 in 30 mins	0	1	100.0	392.6	418.0	
					Inpatient Mental...	1 in 60 mins	0	1	100.0	392.6	418.0	
					Intensive Outpatient	1 in 60 mins	0	1	100.0	392.6	418.0	
					Partial Hospitaliza...	1 in 60 mins	0	1	100.0	392.6	418.0	
Wisconsin	Calumet	Appleton	54915	1	Routine Office Ba...	1 in 30 mins	0	1	100.0	913.9	915.3	
					Outpatient Mental...	1 in 30 mins	0	1	100.0	918.7	926.2	
					Inpatient Mental...	1 in 60 mins	0	1	100.0	929.4	936.6	
					Intensive Outpatient	1 in 60 mins	0	1	100.0	918.7	926.2	

Access Detail for All Employees Without Access

June 2022

Created for...
Cigna Payer Solutions Vermont PPO

- Access Analysis
- VT State Access
- Distance Method
- Estimated Driving Distance
- Employee / Provider Groups
- All Employees
- Routine Office Based Mental Health and Substance Abuse Services
- Outpatient Mental Health/Substance Abuse Services
- Inpatient Mental Health
- Intensive Outpatient
- Partial Hospitalization
- Inpatient MH/SA or Residential MH/SA

All Employees												
State Name	County	City	Zip Code	Employee	Provider		Counts	Without Access		Average Time		
				#	Group	Standard	#	#	%	1	2	
Wisconsin	Calumet	Appleton	54915	1	Partial Hospitaliza...	1 in 60 mins	0	1	100.0	918.7	929.4	
					Inpatient MH/SA...	1 in 60 mins	0	1	100.0	918.7	929.4	
	Dane	Madison	53703	1	Routine Office Ba...	1 in 30 mins	0	1	100.0	1,174.0	1,174.0	
					Outpatient Mental...	1 in 30 mins	0	1	100.0	1,179.6	1,180.3	
					Inpatient Mental...	1 in 60 mins	0	1	100.0	1,179.6	1,196.0	
					Intensive Outpatient	1 in 60 mins	0	1	100.0	1,179.6	1,180.3	
					Partial Hospitaliza...	1 in 60 mins	0	1	100.0	1,179.6	1,180.3	
					Inpatient MH/SA...	1 in 60 mins	0	1	100.0	1,179.6	1,180.3	
					53704	Routine Office Ba...	1 in 30 mins	0	1	100.0	994.8	994.8
						Outpatient Mental...	1 in 30 mins	0	1	100.0	999.9	1,000.2
						Inpatient Mental...	1 in 60 mins	0	1	100.0	999.9	1,013.6
						Intensive Outpatient	1 in 60 mins	0	1	100.0	999.9	1,000.2
						Partial Hospitaliza...	1 in 60 mins	0	1	100.0	999.9	1,000.2
						Inpatient MH/SA...	1 in 60 mins	0	1	100.0	999.9	1,000.2
					53711	Routine Office Ba...	1 in 30 mins	0	1	100.0	1,003.0	1,003.0
						Outpatient Mental...	1 in 30 mins	0	1	100.0	1,007.5	1,008.6
						Inpatient Mental...	1 in 60 mins	0	1	100.0	1,007.5	1,021.8
						Intensive Outpatient	1 in 60 mins	0	1	100.0	1,007.5	1,008.6
						Partial Hospitaliza...	1 in 60 mins	0	1	100.0	1,007.5	1,008.6
						Inpatient MH/SA...	1 in 60 mins	0	1	100.0	1,007.5	1,008.6
	53715	Routine Office Ba...	1 in 30 mins	0	1	100.0	1,175.7	1,175.7				
		Outpatient Mental...	1 in 30 mins	0	1	100.0	1,181.3	1,182.2				
		Inpatient Mental...	1 in 60 mins	0	1	100.0	1,181.3	1,197.8				
		Intensive Outpatient	1 in 60 mins	0	1	100.0	1,181.3	1,182.2				
Partial Hospitaliza...		1 in 60 mins	0	1	100.0	1,181.3	1,182.2					
Inpatient MH/SA...		1 in 60 mins	0	1	100.0	1,181.3	1,182.2					
53719	Routine Office Ba...	1 in 30 mins	0	1	100.0	1,006.4	1,006.4					
	Outpatient Mental...	1 in 30 mins	0	1	100.0	1,010.8	1,011.8					
	Inpatient Mental...	1 in 60 mins	0	1	100.0	1,010.8	1,025.0					
	Intensive Outpatient	1 in 60 mins	0	1	100.0	1,010.8	1,011.8					
	Partial Hospitaliza...	1 in 60 mins	0	1	100.0	1,010.8	1,011.8					
	Inpatient MH/SA...	1 in 60 mins	0	1	100.0	1,010.8	1,011.8					
Middleton	53562	2	Routine Office Ba...	1 in 30 mins	0	2	100.0	914.2	914.2			
			Outpatient Mental...	1 in 30 mins	0	2	100.0	918.7	919.2			
			Inpatient Mental...	1 in 60 mins	0	2	100.0	918.7	931.4			
			Intensive Outpatient	1 in 60 mins	0	2	100.0	918.7	919.2			
			Partial Hospitaliza...	1 in 60 mins	0	2	100.0	918.7	919.2			
			Inpatient MH/SA...	1 in 60 mins	0	2	100.0	918.7	919.2			
La Crosse	La Crosse	54603	1	Routine Office Ba...	1 in 30 mins	0	1	100.0	997.4	997.4		
				Outpatient Mental...	1 in 30 mins	0	1	100.0	1,000.9	1,006.4		

Access Detail for All Employees Without Access

June 2022

Created for...
Cigna Payer Solutions Vermont PPO

- Access Analysis
- VT State Access
- Distance Method
- Estimated Driving Distance
- Employee / Provider Groups
- All Employees
- Routine Office Based Mental Health and Substance Abuse Services
- Outpatient Mental Health/Substance Abuse Services
- Inpatient Mental Health
- Intensive Outpatient
- Partial Hospitalization
- Inpatient MH/SA or Residential MH/SA

All Employees														
State Name	County	City	Zip Code	Employee	Provider		Counts	Without Access		Average Time				
				#	Group	Standard	#	#	%	1	2			
Wisconsin	La Crosse	La Crosse	54603	1	Inpatient Mental...	1 in 60 mins	0	1	100.0	1,006.4	1,015.6			
					Intensive Outpatient	1 in 60 mins	0	1	100.0	1,000.9	1,006.4			
					Partial Hospitaliza...	1 in 60 mins	0	1	100.0	1,000.9	1,006.4			
	Milwaukee	Franklin	53132	1	Inpatient MH/SA...	1 in 60 mins	0	1	100.0	1,000.9	1,006.4			
					Routine Office Ba...	1 in 30 mins	0	1	100.0	833.5	833.7			
					Outpatient Mental...	1 in 30 mins	0	1	100.0	836.7	839.2			
		Milwaukee			1	Inpatient Mental...	1 in 60 mins	0	1	100.0	836.7	850.4		
						Intensive Outpatient	1 in 60 mins	0	1	100.0	836.7	839.2		
						Partial Hospitaliza...	1 in 60 mins	0	1	100.0	836.7	839.2		
						Inpatient MH/SA...	1 in 60 mins	0	1	100.0	836.7	839.2		
						Routine Office Ba...	1 in 30 mins	0	1	100.0	1,068.7	1,068.7		
						Outpatient Mental...	1 in 30 mins	0	1	100.0	1,073.2	1,075.6		
						Inpatient Mental...	1 in 60 mins	0	1	100.0	1,073.2	1,090.4		
						Intensive Outpatient	1 in 60 mins	0	1	100.0	1,073.2	1,075.6		
						Partial Hospitaliza...	1 in 60 mins	0	1	100.0	1,073.2	1,075.6		
						Inpatient MH/SA...	1 in 60 mins	0	1	100.0	1,073.2	1,075.6		
						Routine Office Ba...	1 in 30 mins	0	1	100.0	905.4	905.4		
						Outpatient Mental...	1 in 30 mins	0	1	100.0	910.5	910.9		
						Inpatient Mental...	1 in 60 mins	0	1	100.0	910.5	924.2		
						Intensive Outpatient	1 in 60 mins	0	1	100.0	910.5	910.9		
						Partial Hospitaliza...	1 in 60 mins	0	1	100.0	910.5	910.9		
	Richland	Lone Rock	53556	1	Routine Office Ba...	1 in 30 mins	0	1	100.0	951.6	951.6			
					Outpatient Mental...	1 in 30 mins	0	1	100.0	956.2	956.9			
					Inpatient Mental...	1 in 60 mins	0	1	100.0	956.9	968.9			
Intensive Outpatient					1 in 60 mins	0	1	100.0	956.2	956.9				
Partial Hospitaliza...					1 in 60 mins	0	1	100.0	956.2	956.9				
Inpatient MH/SA...					1 in 60 mins	0	1	100.0	956.2	956.9				
Washington					Hartford	53027	1	Routine Office Ba...	1 in 30 mins	0	1	100.0	845.7	845.7
								Outpatient Mental...	1 in 30 mins	0	1	100.0	850.3	851.6
								Inpatient Mental...	1 in 60 mins	0	1	100.0	851.6	863.2
								Intensive Outpatient	1 in 60 mins	0	1	100.0	850.3	851.6
								Partial Hospitaliza...	1 in 60 mins	0	1	100.0	850.3	851.6
								Inpatient MH/SA...	1 in 60 mins	0	1	100.0	850.3	851.6
Waukesha	Eagle	53119	1	Routine Office Ba...	1 in 30 mins	0	1	100.0	859.5	859.7				
				Outpatient Mental...	1 in 30 mins	0	1	100.0	862.5	865.2				
				Inpatient Mental...	1 in 60 mins	0	1	100.0	862.5	876.4				
				Intensive Outpatient	1 in 60 mins	0	1	100.0	862.5	865.2				
				Partial Hospitaliza...	1 in 60 mins	0	1	100.0	862.5	865.2				
				Inpatient MH/SA...	1 in 60 mins	0	1	100.0	862.5	865.2				

Access Detail for All Employees Without Access

June 2022

Created for...
Cigna Payer Solutions Vermont PPO

Access Analysis
VT State Access

Distance Method
Estimated Driving Distance

Employee / Provider Groups
All Employees
Routine Office Based Mental Health and Substance Abuse Services
Outpatient Mental Health/Substance Abuse Services
Inpatient Mental Health
Intensive Outpatient
Partial Hospitalization
Inpatient MH/SA or Residential MH/SA

All Employees											
State Name	County	City	Zip Code	Employee	Provider		Counts	Without Access		Average Time	
				#	Group	Standard	#	#	%	1	2
Wyoming	Teton	Jackson	83001	1	Routine Office Ba...	1 in 30 mins	0	1	100.0	2,095.7	2,095.8
					Outpatient Mental...	1 in 30 mins	0	1	100.0	2,099.4	2,102.5
					Inpatient Mental...	1 in 60 mins	0	1	100.0	2,102.5	2,113.8
					Intensive Outpatient	1 in 60 mins	0	1	100.0	2,099.4	2,102.5
					Partial Hospitaliza...	1 in 60 mins	0	1	100.0	2,099.4	2,102.5
					Inpatient MH/SA...	1 in 60 mins	0	1	100.0	2,099.4	2,102.5
	Grand Totals			2,732	Routine Office Ba...	1 in 30 mins	0	2,732	100.0	533.1	533.4
				2,744	Outpatient Mental...	1 in 30 mins	0	2,744	100.0	534.3	543.1
				2,667	Inpatient Mental...	1 in 60 mins	0	2,667	100.0	549.1	559.0
				2,662	Intensive Outpatient	1 in 60 mins	0	2,662	100.0	549.4	558.3
				2,665	Partial Hospitaliza...	1 in 60 mins	0	2,665	100.0	549.1	558.2
				2,663	Inpatient MH/SA...	1 in 60 mins	0	2,663	100.0	549.4	558.5



Invalid Census Information



Cigna Network Analysis

Cigna Behavioral Health Network

Created for...

Cigna Payer Solutions Vermont PPO

June 2022

Cigna Network Analysis
Provider Map

June 2022

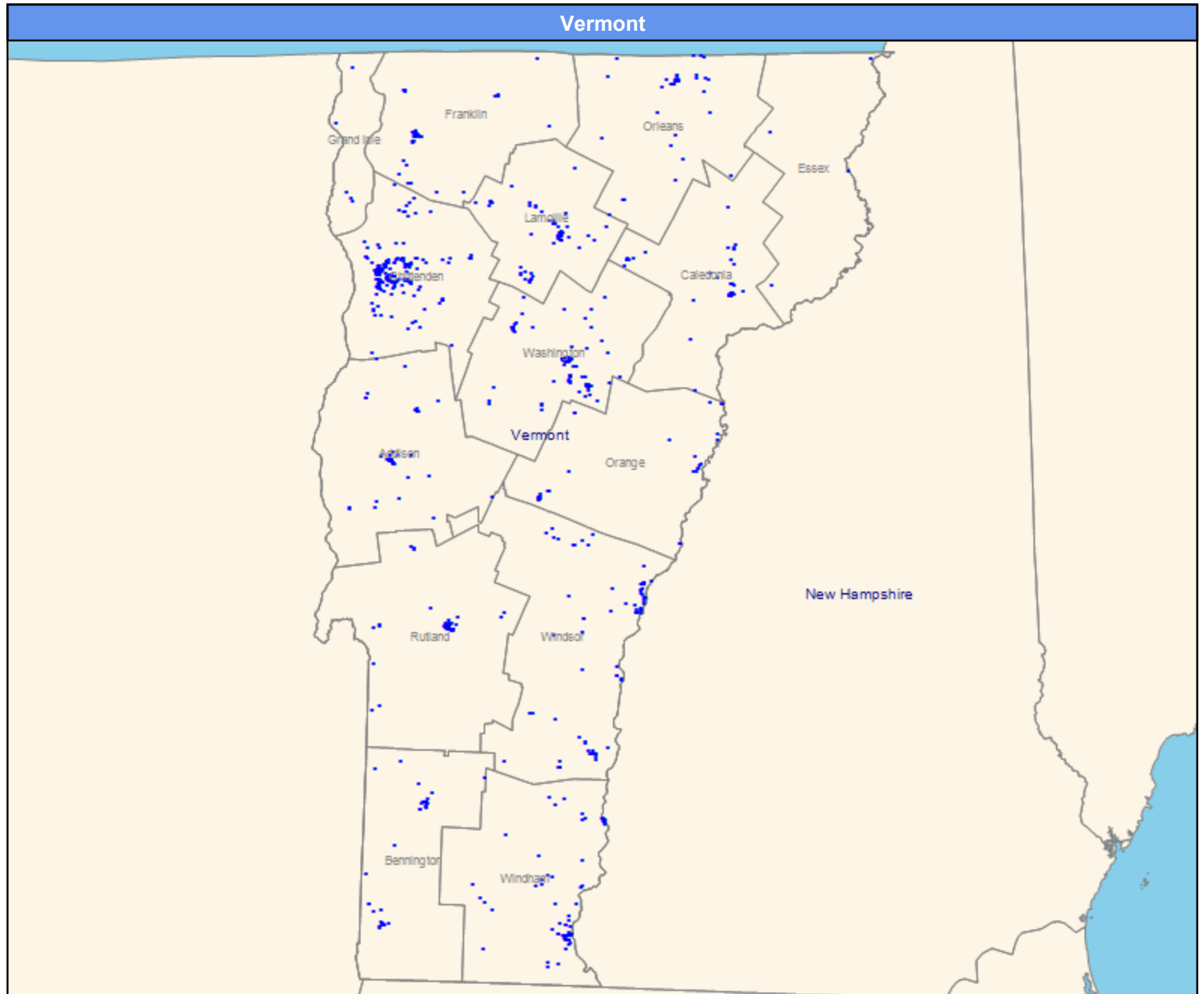
Created for...
Cigna Payer Solutions Vermont PPO

Routine Office Based Mental Health and
Substance Abuse Services

1,854 providers at 823 locations

■ All providers

24.43 miles



June 2022

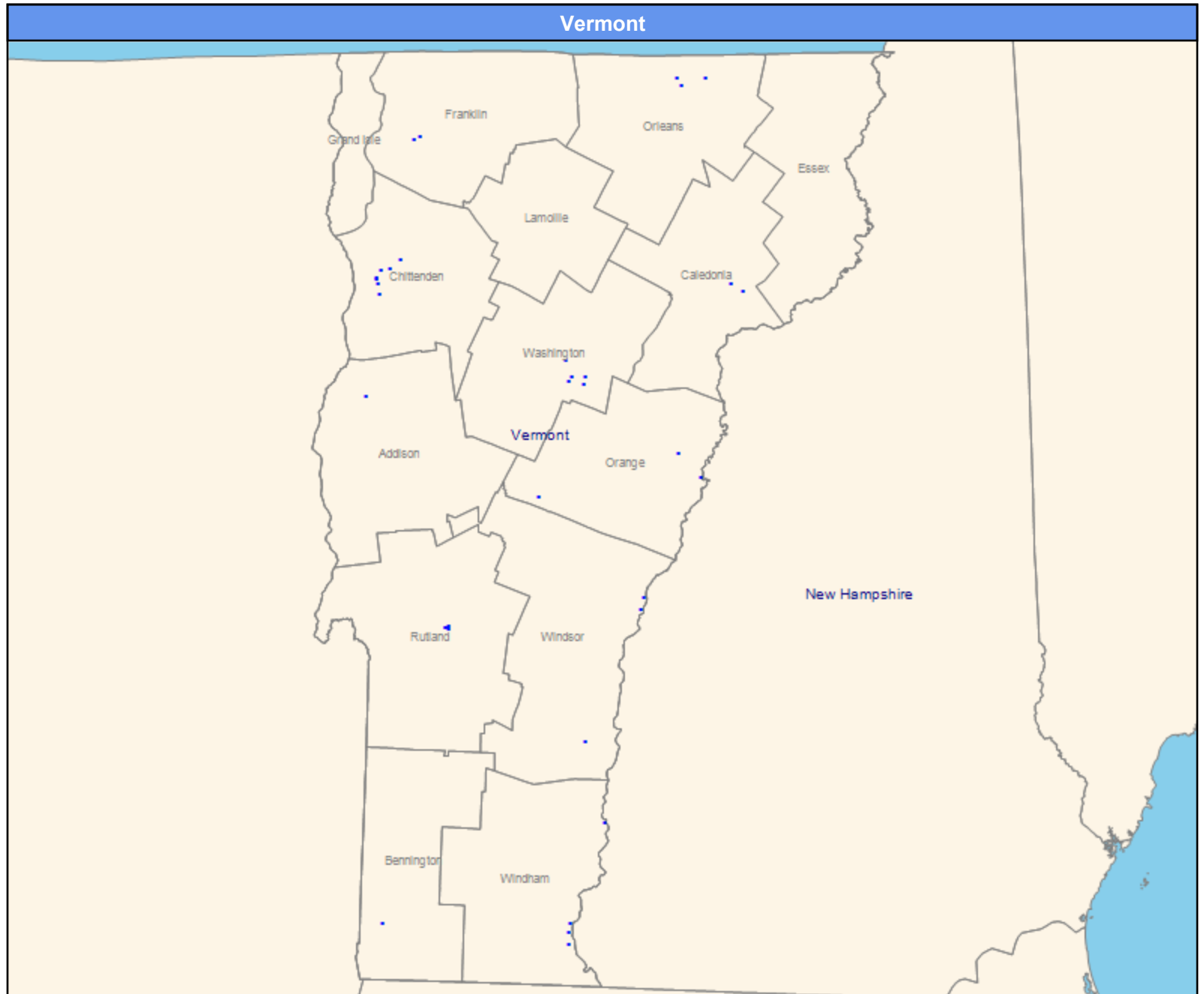
Created for...
Cigna Payer Solutions Vermont PPO

Outpatient Mental Health/Substance
Abuse Services

26 facilities at 35 locations

■ All facilities

24.43 miles



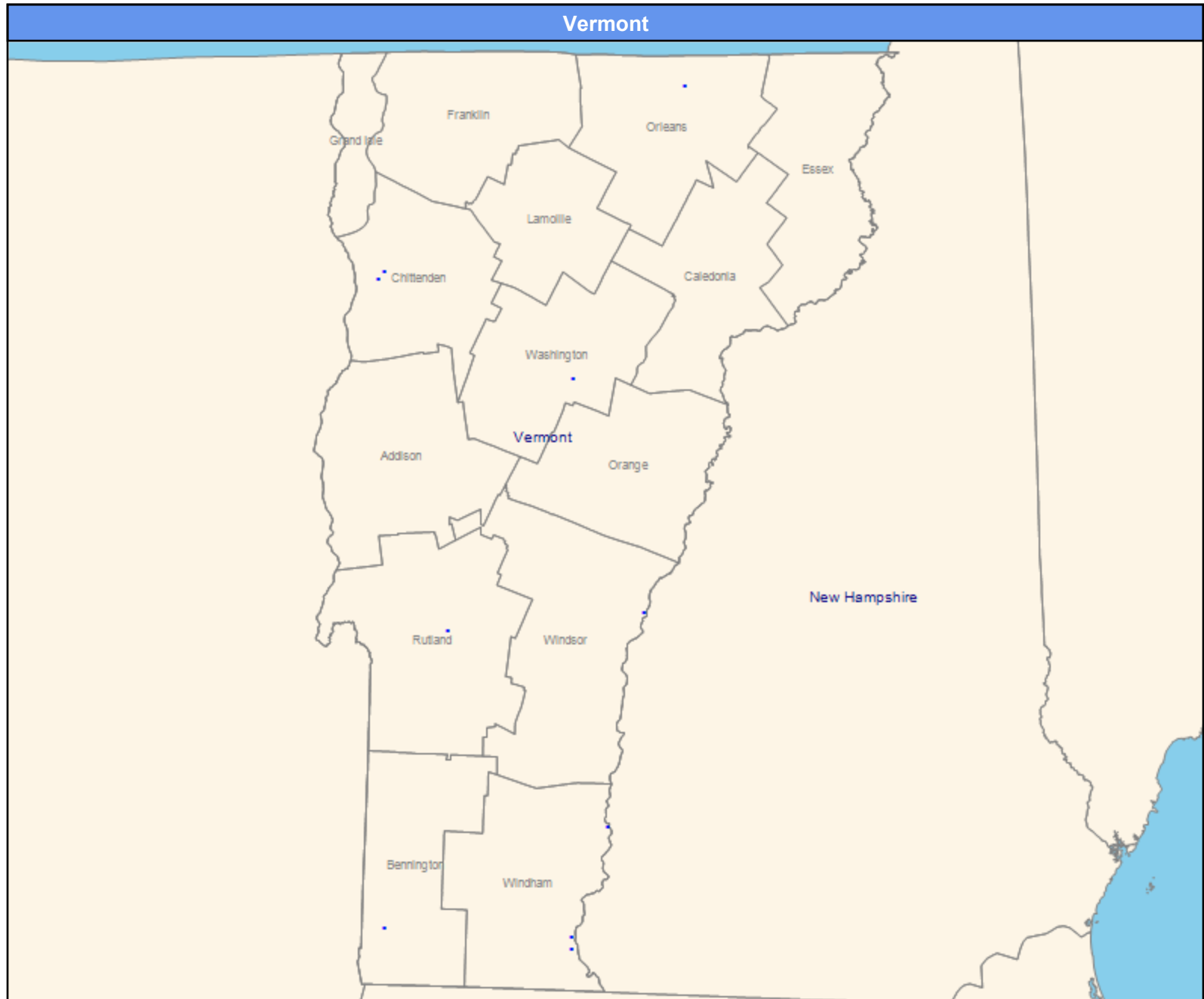
Cigna Network Analysis
Provider Map

June 2022

Created for...
Cigna Payer Solutions Vermont PPO

Inpatient Mental Health
11 facilities at 10 locations
■ All facilities

24.43 miles

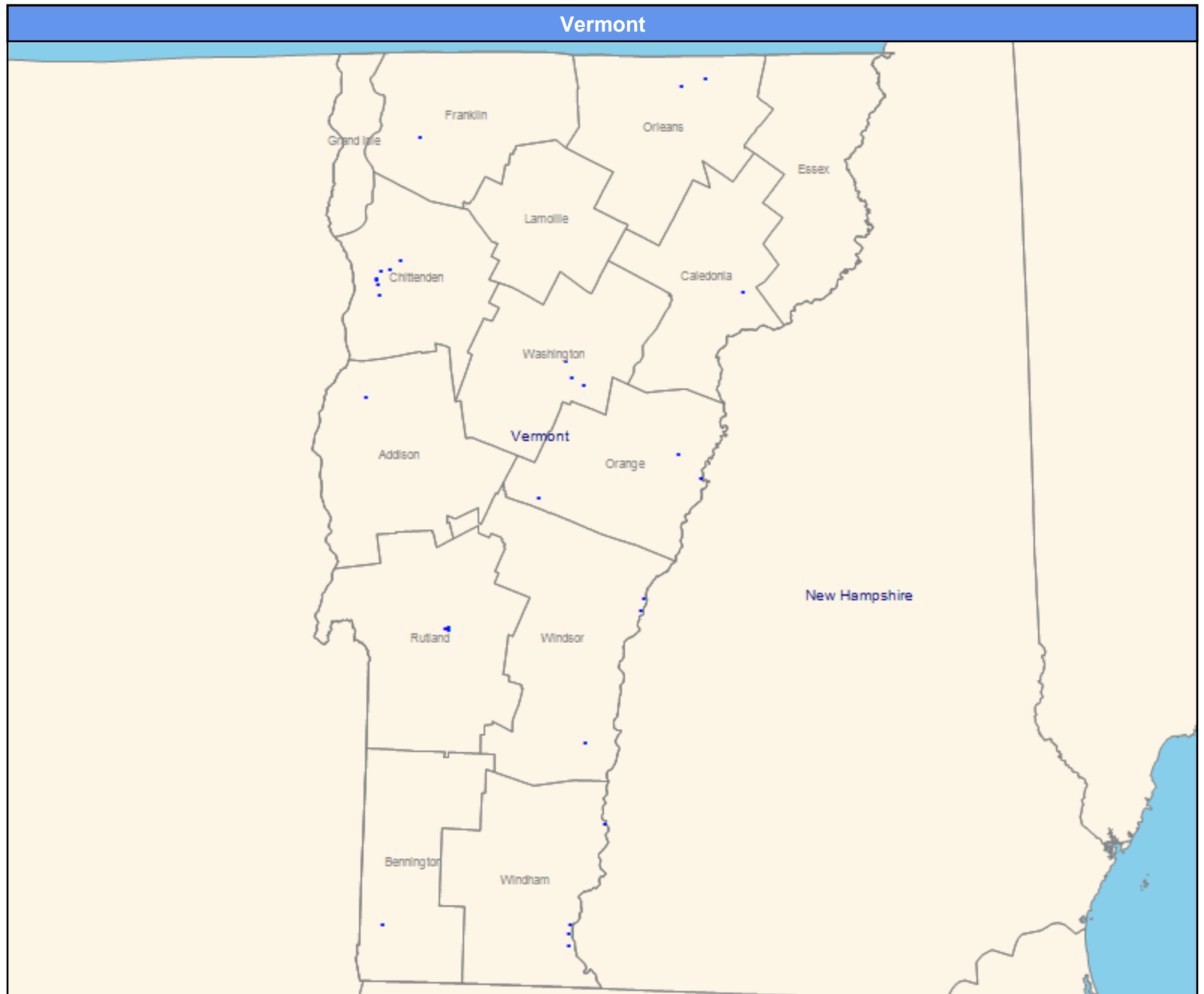


June 2022

Created for...
Cigna Payer Solutions Vermont PPO

Intensive Outpatient
22 facilities at 30 locations
■ All facilities

24.43 miles



Cigna Network Analysis
Provider Map

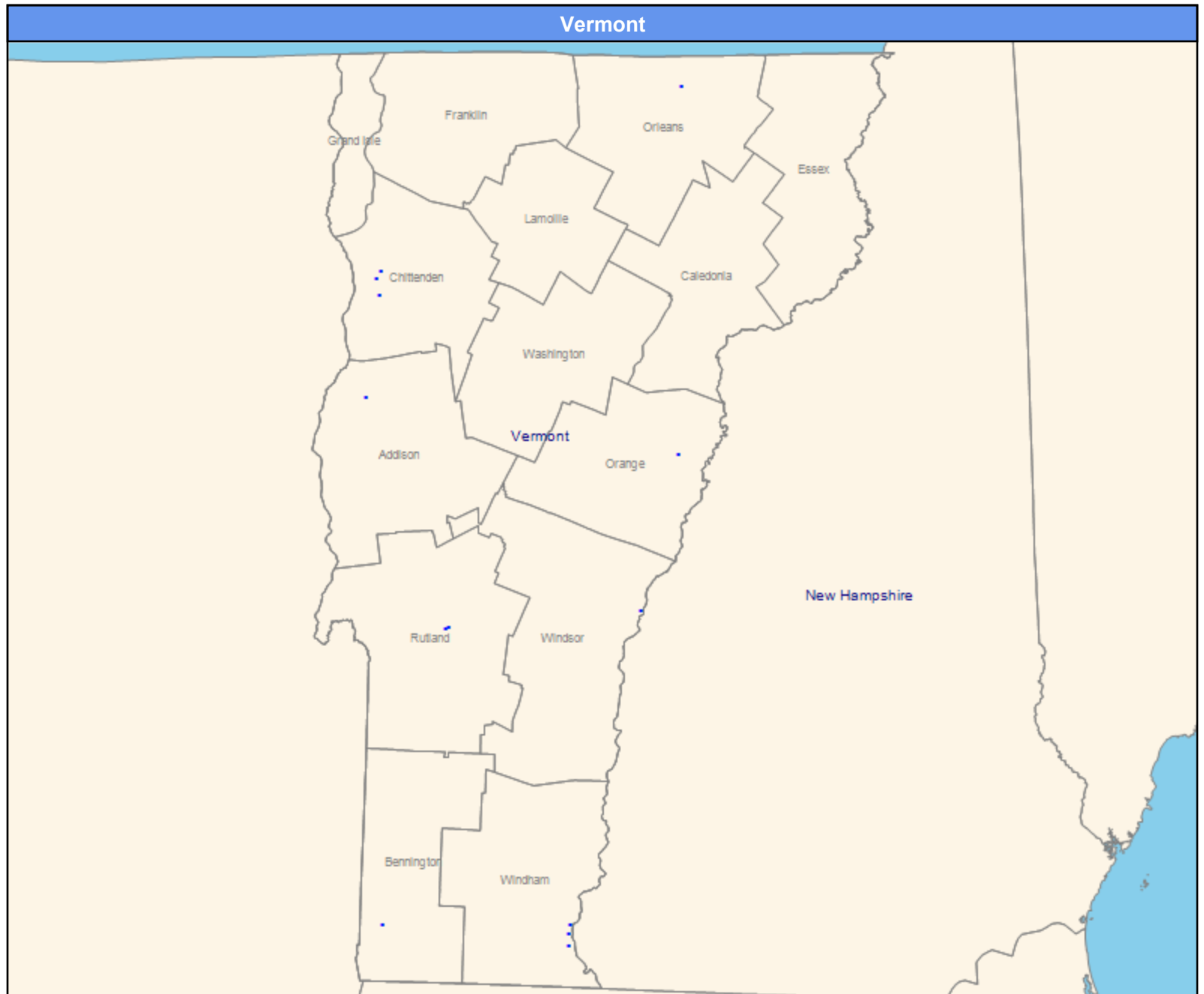
June 2022

Created for...
Cigna Payer Solutions Vermont PPO

Partial Hospitalization
14 facilities at 13 locations

■ All facilities

24.43 miles



Cigna Network Analysis
Provider Map

June 2022

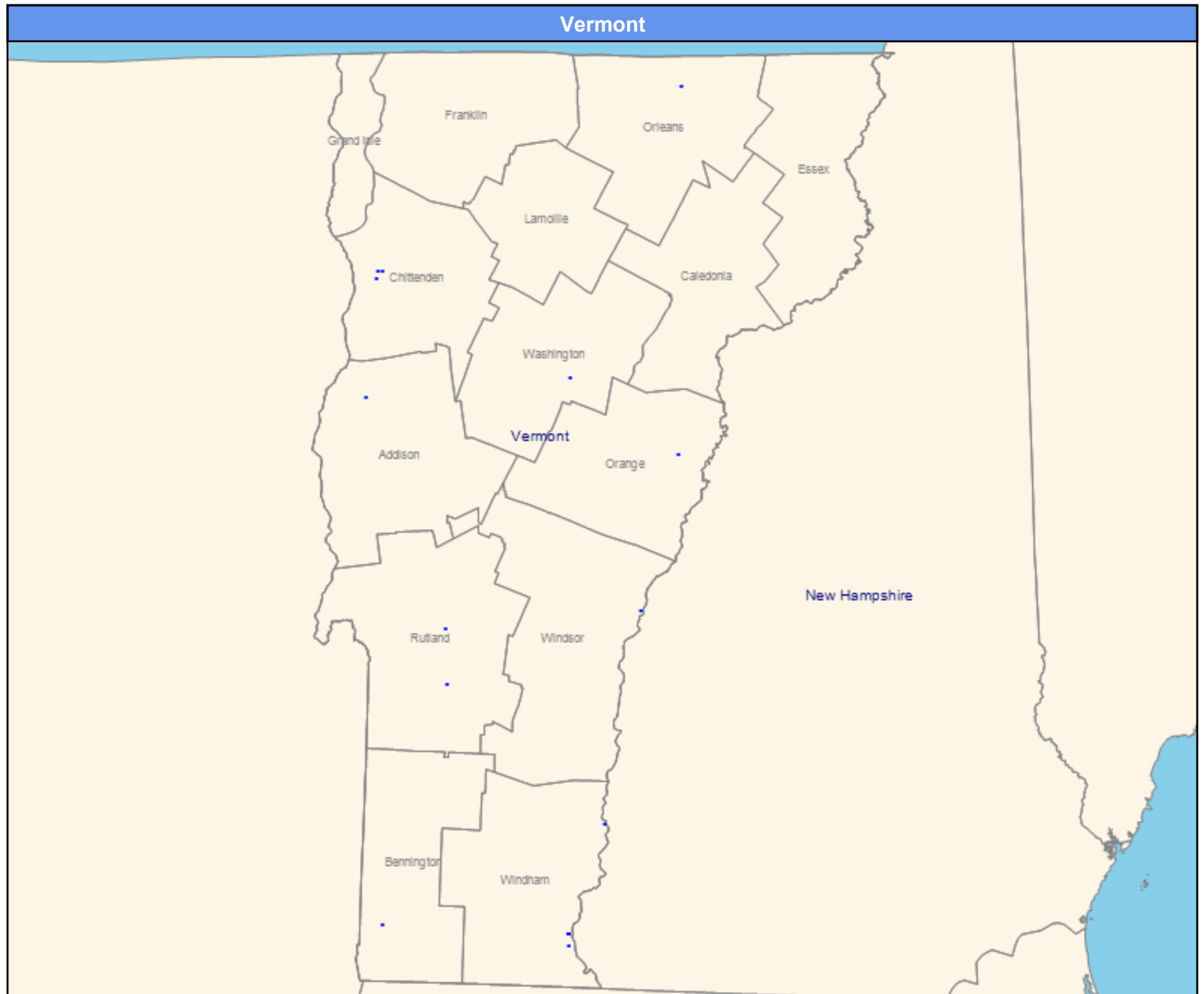
Created for...
Cigna Payer Solutions Vermont PPO

Inpatient MH/SA or Residential MH/SA

16 facilities at 18 locations

■ All facilities

24.43 miles





Cigna Network Analysis

Cigna PPO

Created for...
Cigna Payer Solutions Vermont PPO

June 2022

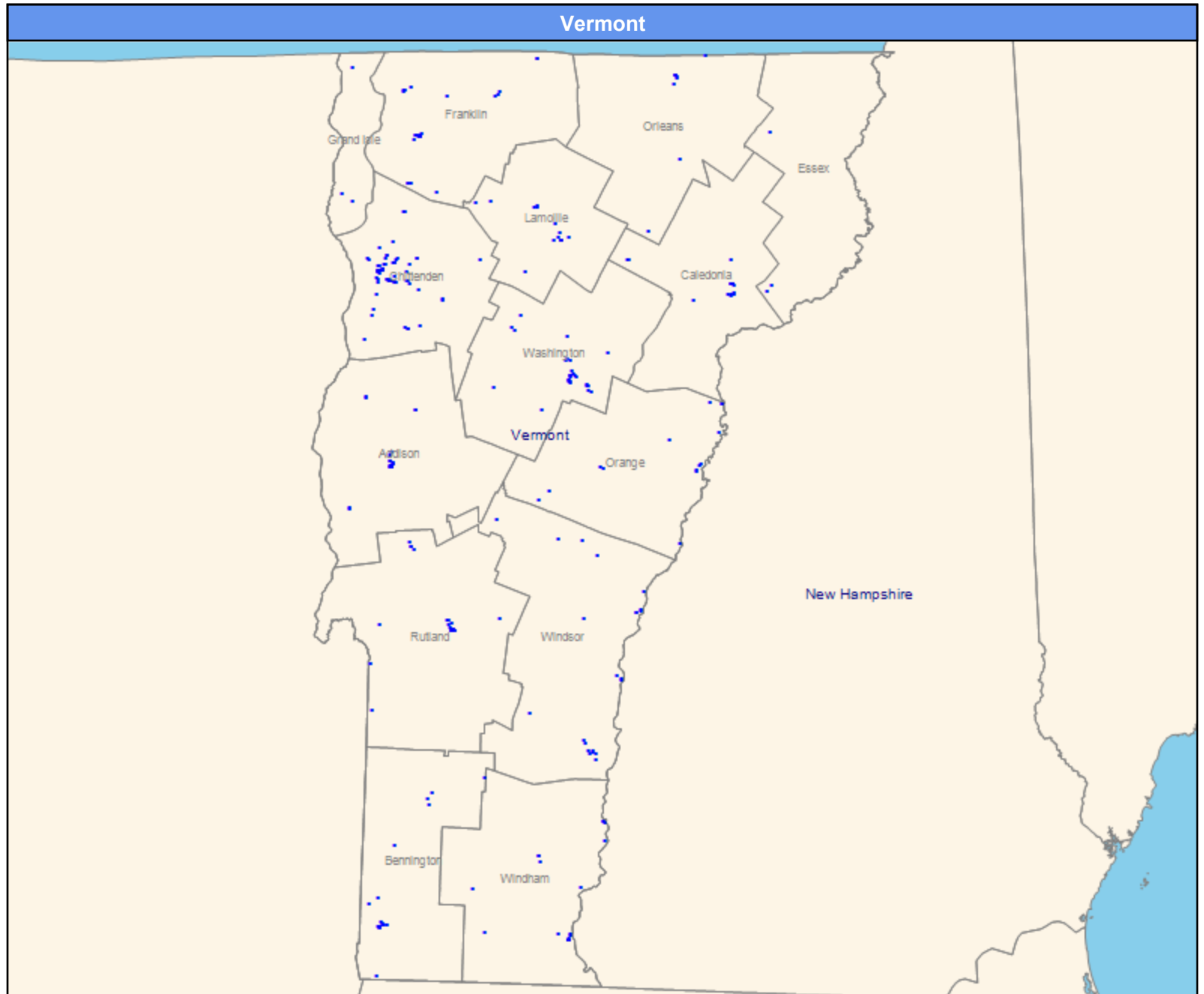
Cigna Network Analysis
Provider Map

June 2022

Created for...
Cigna Payer Solutions Vermont PPO

Primary Care Physicians
1,789 physicians at 295 locations
■ All physicians

24.43 miles



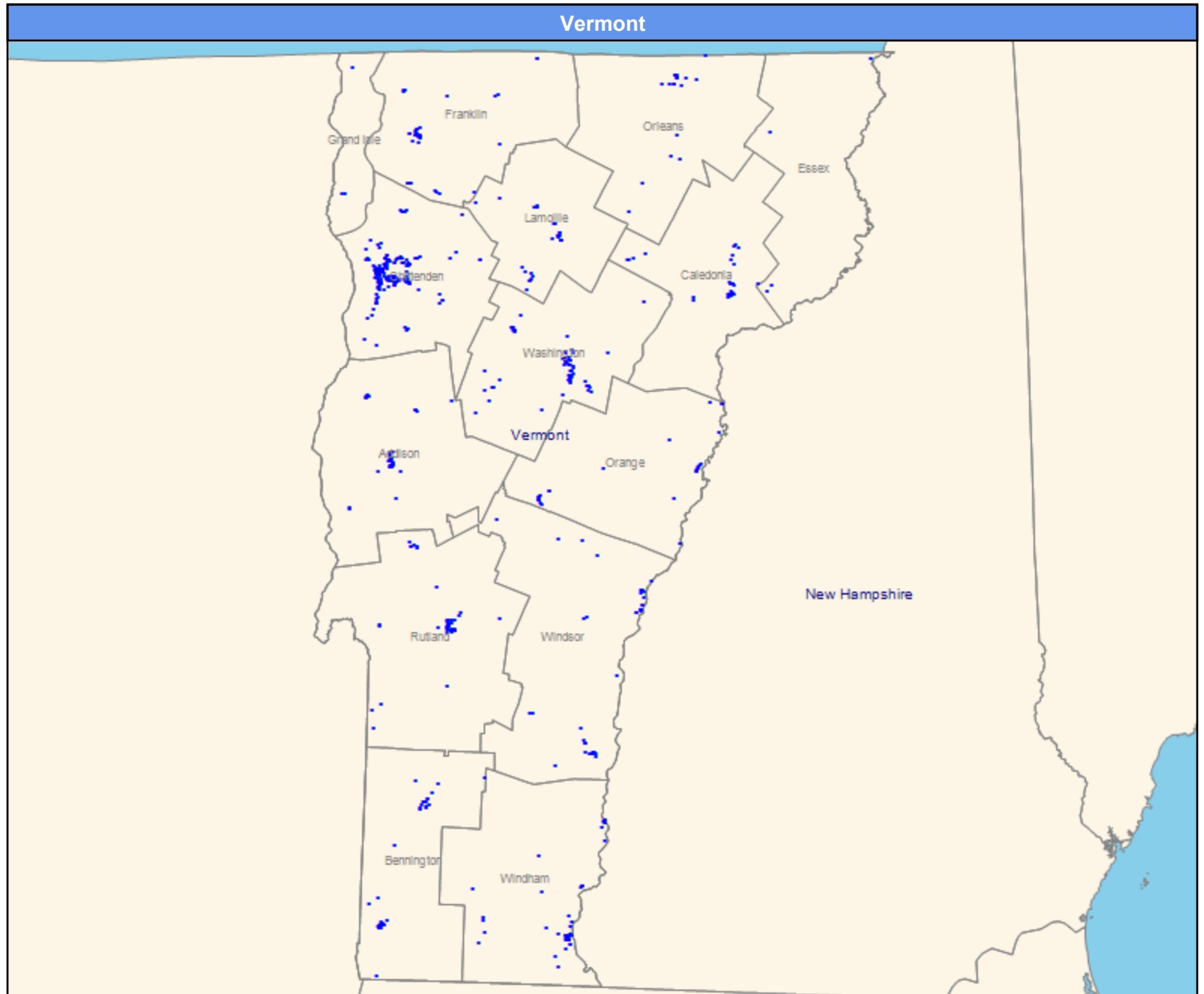
Cigna Network Analysis
Provider Map

June 2022

Created for...
Cigna Payer Solutions Vermont PPO

All Specialists
7,089 providers at 686 locations
■ All providers

24.43 miles



Cigna Network Analysis
Provider Map

June 2022

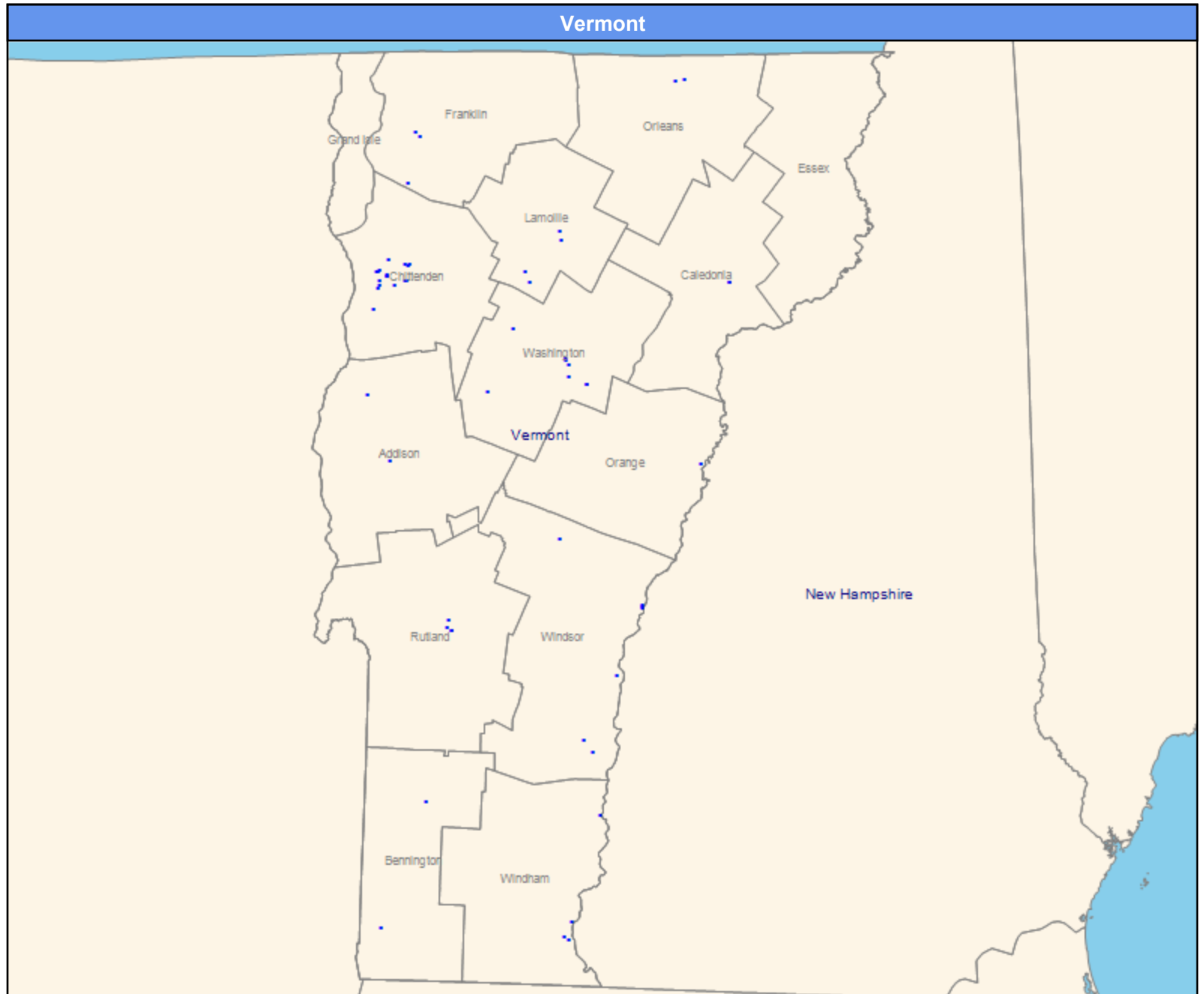
Created for...
Cigna Payer Solutions Vermont PPO

Optometry

154 providers at 57 locations

■ All providers

24.43 miles



Cigna Network Analysis
Provider Map

June 2022

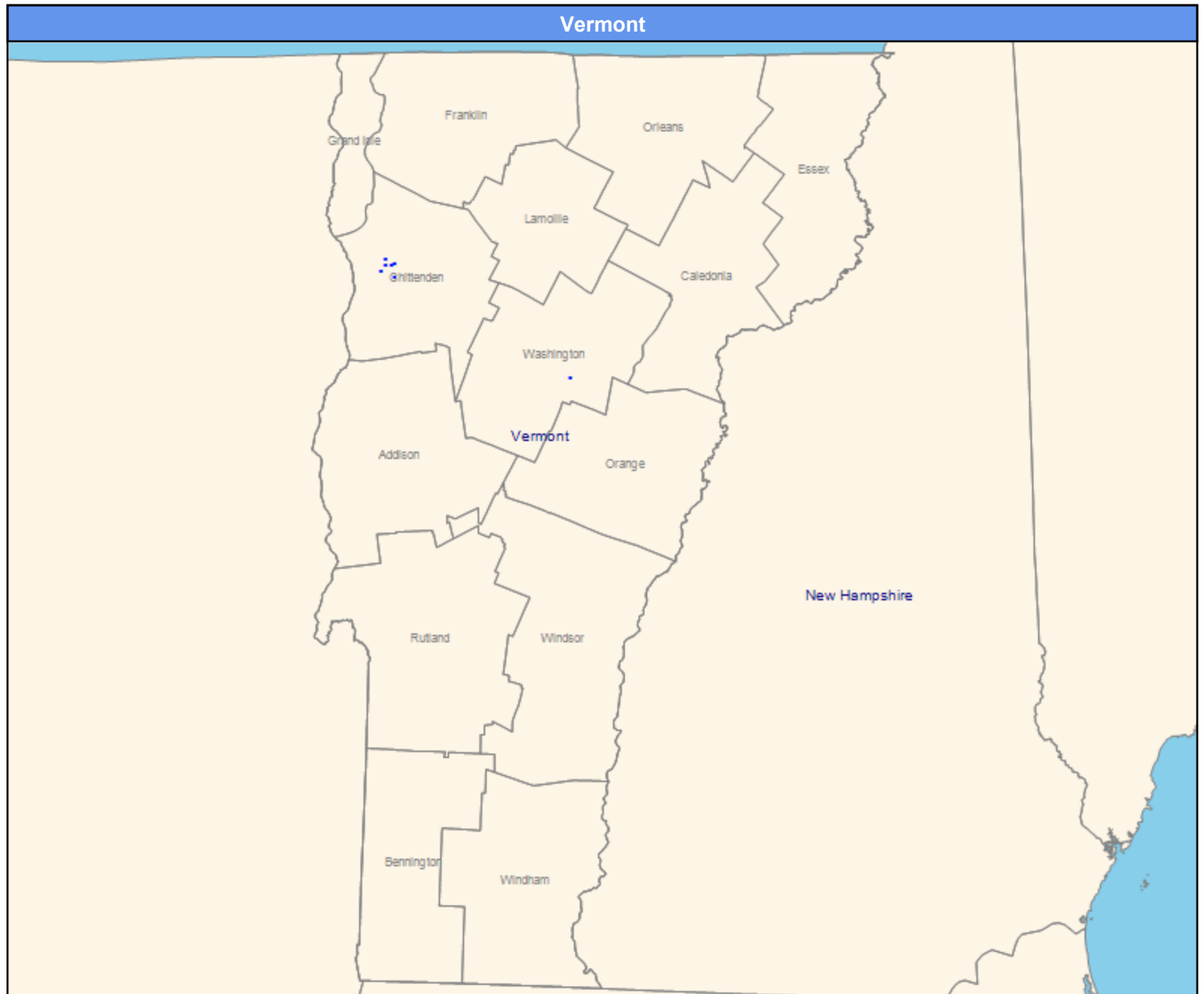
Created for...
Cigna Payer Solutions Vermont PPO

Imaging/Radiology

4 hospitals at 7 locations

■ All hospitals

24.43 miles



Cigna Network Analysis
Provider Map

June 2022

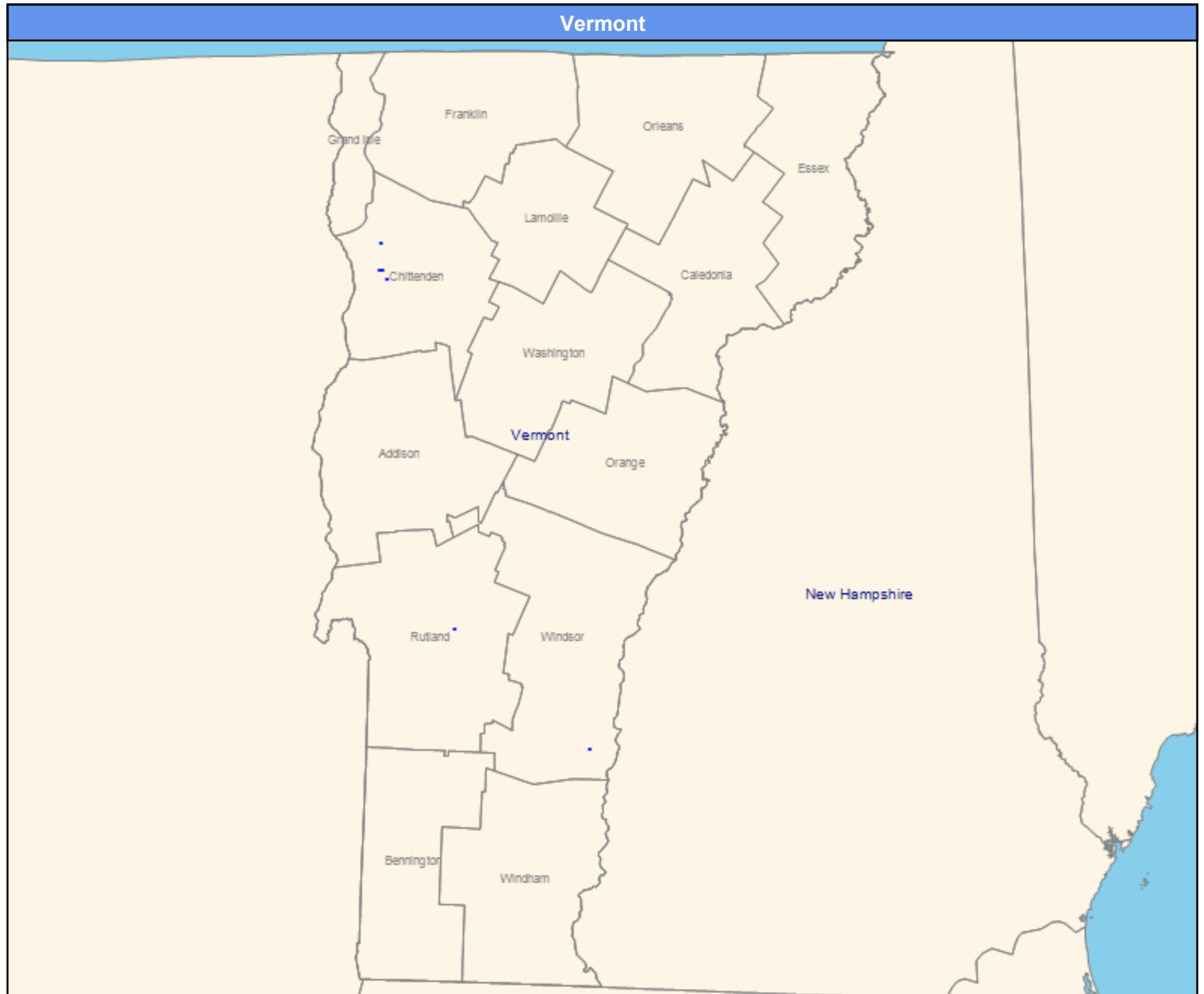
Created for...
Cigna Payer Solutions Vermont PPO

Laboratories

6 hospitals at 6 locations

■ All hospitals

24.43 miles



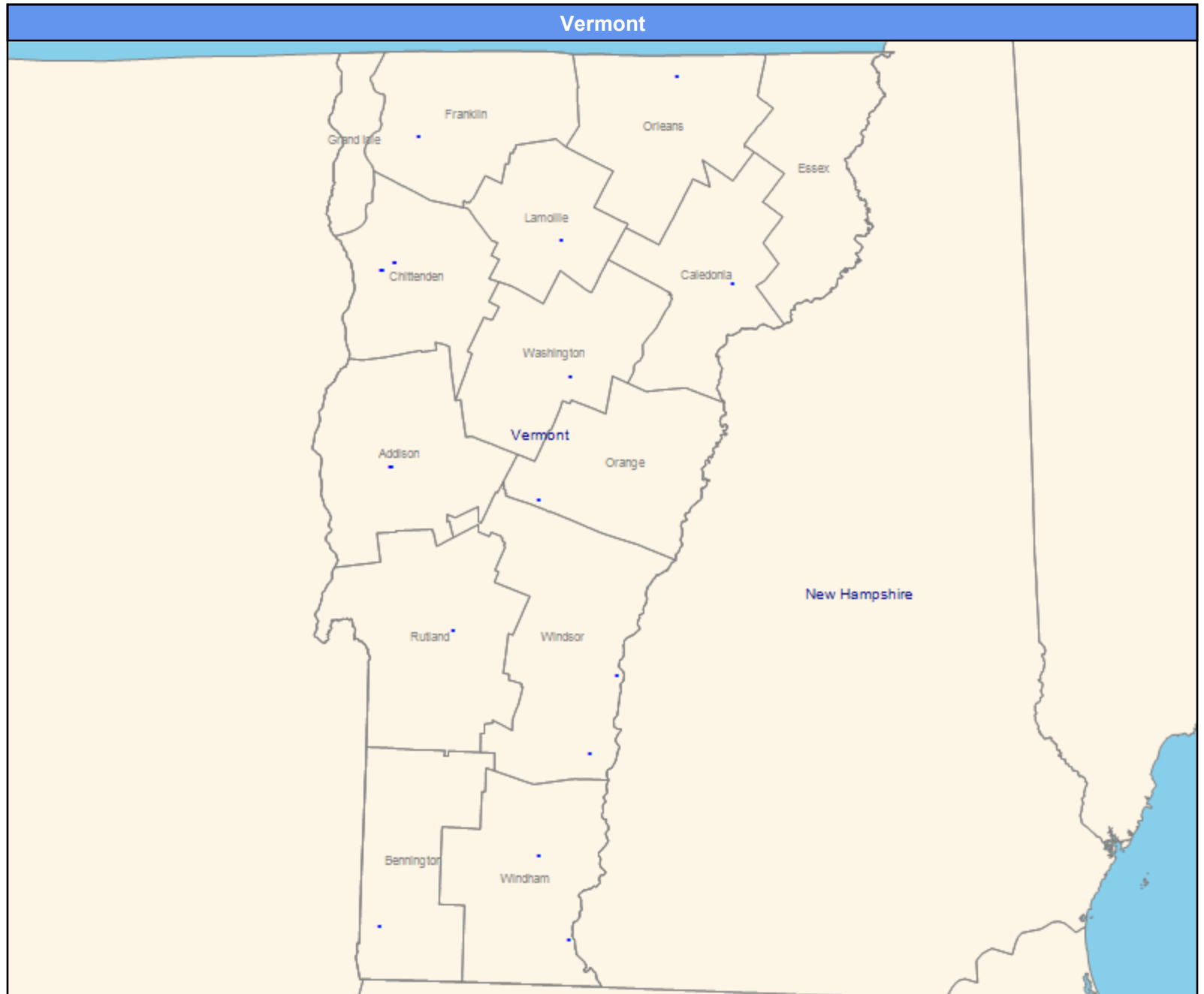
Cigna Network Analysis
Provider Map

June 2022

Created for...
Cigna Payer Solutions Vermont PPO

Hospitals
15 hospitals at 18 locations
■ All hospitals

24.43 miles



Cigna Network Analysis
Provider Map

June 2022

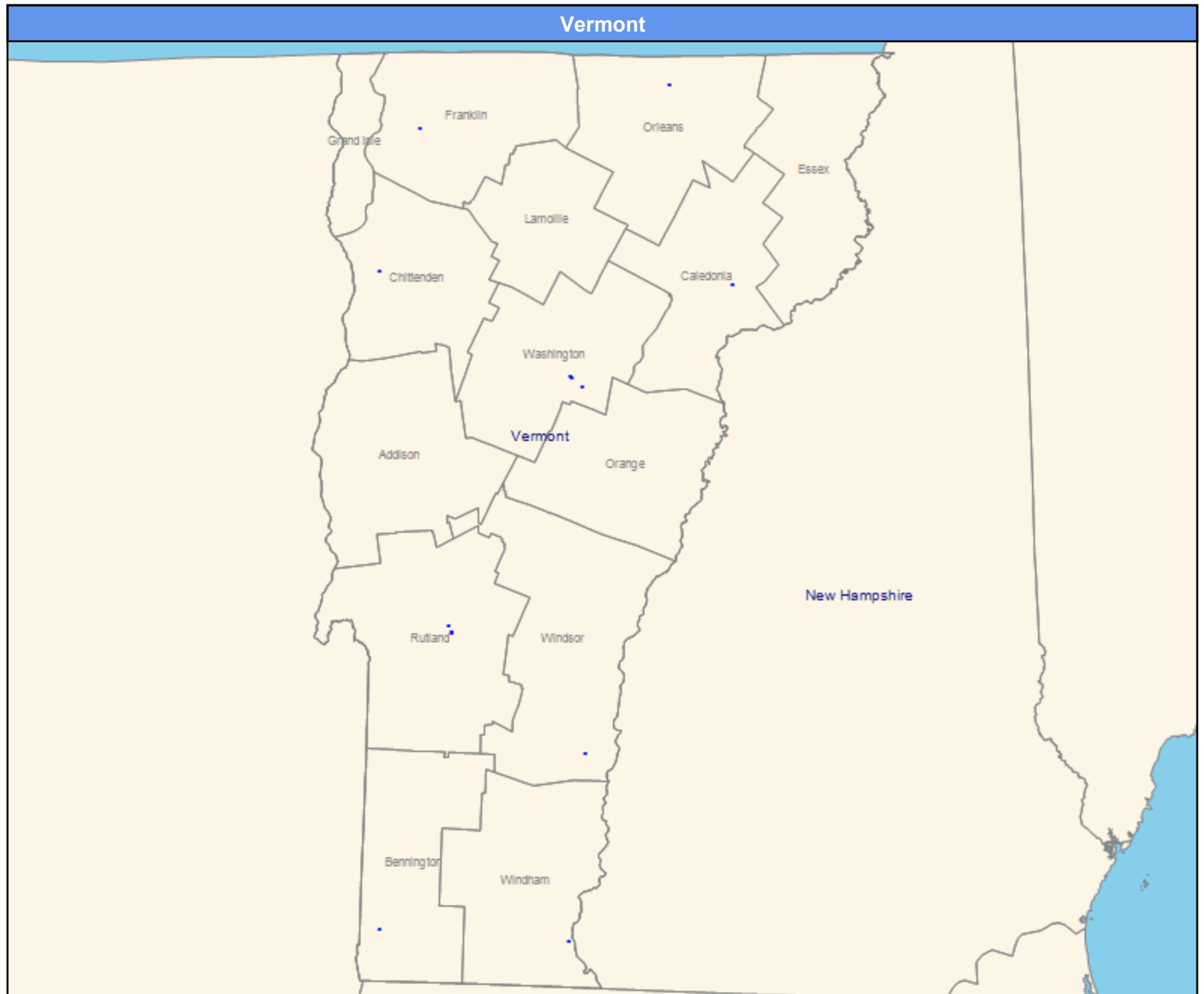
Created for...
Cigna Payer Solutions Vermont PPO

Inpatient Rehab Facilities

13 hospitals at 13 locations

■ All hospitals

24.43 miles



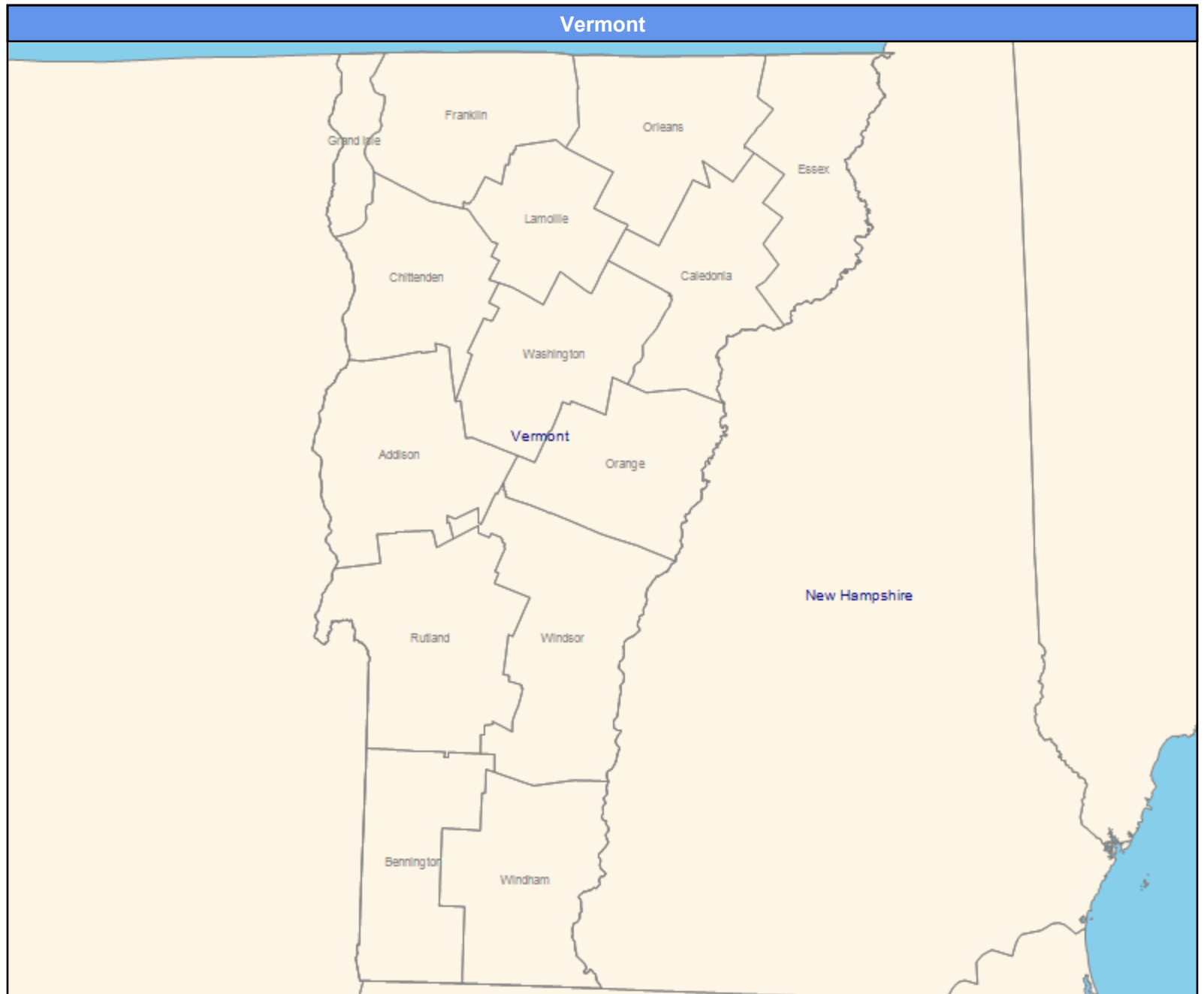
Cigna Network Analysis
Provider Map

June 2022

Created for...
Cigna Payer Solutions Vermont PPO

Cardiac Cath
0 hospitals at 0 locations
■ All hospitals

24.43 miles





National Committee for Quality Assurance

has awarded

Cigna Health and Life Insurance Company - Vermont

Commercial PPO

an accreditation status of

Accredited

for service and clinical quality that meet or exceed NCQA's rigorous requirements for consumer protection and quality improvement.



CHAIR, BOARD OF DIRECTORS

PRESIDENT

CHAIR, REVIEW OVERSIGHT COMMITTEE

09/08/2020

DATE GRANTED

09/08/2023

EXPIRATION DATE



Exhibit 4

Part 6 of Vermont Rule H-2009-03 Opportunities for Improvement

Cigna has met our standard access requirements for all specialties and therefore, there is no improvement specifically identified.

Cigna's network is currently open and accepting providers and facilities that meet credentialing requirements and will agree to contract terms.

If a participating provider is not available within a reasonable time or distance, Cigna's policy allows members to see non-participating providers within a reasonable distance and they will be covered and approved at the appropriate benefit level.