



WELLFLEET

July 13, 2021

State of Vermont
Department of Financial Regulation
89 Main Street
Montpelier, VA 05620-3101
www.dft.vermont.gov

Re: Reporting Requirement: Vermont Rule H-2009-03, Part 5;
Attestation for Compliance with Network Adequacy and Opportunities for Improvement

Dear Vermont Commissioner of DFR:

I, Andrew M. DiGiorgio, President and CEO of Wellfleet Insurance Company, attest to the Commissioner of the Department of Financial Regulation that **Wellfleet Insurance Company with the CIGNA Network and First Health Network** is in compliance with Part 5 Rule H-2009-03 as demonstrated by the information included with Wellfleet's filing and certification and **Cigna's filing and First Health's filing** and the Certifications of Compliance included in their filings.

Respectfully,

Signature: *Drew DiGiorgio*
Andrew M. DiGiorgio
President & CEO
Wellfleet Insurance Company

[Via e-mail to: Anna.VanFleet@Vermont.gov & Sebastian.Arduengo@vermont.gov]






VT 2021 Wellfleet Attestation

Final Audit Report

2021-07-13

| | |
|-----------------|--|
| Created: | 2021-07-13 |
| By: | Laurie Beebe (lbeebe@wellfleetinsurance.com) |
| Status: | Signed |
| Transaction ID: | CBJCHBCAABAAXb3r22VpVNWvySpeR-hwsgmB0oAOZIPQ |

"VT 2021 Wellfleet Attestation" History

-  Document created by Laurie Beebe (lbeebe@wellfleetinsurance.com)
2021-07-13 - 7:55:34 PM GMT- IP address: 192.248.227.212
-  Document emailed to Drew DiGiorgio (ddigiorgio@wellfleetinsurance.com) for signature
2021-07-13 - 7:56:03 PM GMT
-  Email viewed by Drew DiGiorgio (ddigiorgio@wellfleetinsurance.com)
2021-07-13 - 8:02:55 PM GMT- IP address: 192.248.227.212
-  Document e-signed by Drew DiGiorgio (ddigiorgio@wellfleetinsurance.com)
Signature Date: 2021-07-13 - 8:03:12 PM GMT - Time Source: server- IP address: 192.248.227.212
-  Agreement completed.
2021-07-13 - 8:03:12 PM GMT



Cigna Network Analysis

Cigna OAP

Created for...
Cigna Payer Solutions Vermont OAP

July 2021

Access Summary for All Employees With Access

July 2021

Created for...
Cigna Payer Solutions Vermont OAP

- Access Analysis
- All Employees - Breakout
- Distance Method
- Estimated Driving Distance
- Employee Group
- All Employees
- Provider Group
- Primary Care Physicians
- All Specialists
- Optometry
- Imaging/Radiology
- Laboratories
- Hospitals
- Inpatient Rehab Facilities
- Cardiac Cath

¹ Provider counts represent:
#: Provider access points
L: Unique provider locations

| Employees With Access | | | | | | | | | |
|-----------------------|-----|----------------------------|--------------|-------------|-------|---------------------|-----|--------------|------|
| Employee | | Provider | | With Access | | Counts ¹ | | Average Time | |
| Group | # | Group | Standard | # | % | # | L | 1 | 2 |
| All Employees | 333 | Primary Care Physicians | 1 in 30 mins | 333 | 100.0 | 2,043 | 317 | 2.4 | 3.0 |
| | | All Specialists | 1 in 60 mins | 333 | 100.0 | 7,196 | 763 | 2.1 | 2.4 |
| | | Optometry | 1 in 60 mins | 333 | 100.0 | 171 | 67 | 6.5 | 7.3 |
| | | Imaging/Radiology | 1 in 60 mins | 320 | 96.1 | 7 | 7 | 20.7 | 30.0 |
| | | Laboratories | 1 in 60 mins | 312 | 93.7 | 11 | 9 | 14.7 | 16.9 |
| | | Hospitals | 1 in 60 mins | 333 | 100.0 | 19 | 18 | 8.2 | 17.8 |
| | | Inpatient Rehab Facilities | 1 in 60 mins | 333 | 100.0 | 8 | 8 | 23.1 | 35.8 |

| Key Geographic Areas | | | | | | | | | | | |
|----------------------------|----------------------------|--------------|----------------------------|--------------|-------------------|--------------|-----------------------|--------------|------|------|------|
| State Name | City | Employee # | Provider | | With Access | | Counts ¹ # | Average Time | | | |
| | | | Group | Standard | # | % | | 1 | 2 | | |
| Vermont | Colchester | 107 | All Specialists | 1 in 60 mins | 107 | 100.0 | 232 | 0.6 | 0.8 | | |
| | | | Hospitals | 1 in 60 mins | 107 | 100.0 | 2 | 2.4 | 2.5 | | |
| | | | Imaging/Radiology | 1 in 60 mins | 107 | 100.0 | 3 | 1.9 | 3.0 | | |
| | | | Inpatient Rehab Facilities | 1 in 60 mins | 107 | 100.0 | 0 | 25.7 | 47.4 | | |
| | | | Laboratories | 1 in 60 mins | 107 | 100.0 | 1 | 3.7 | 5.2 | | |
| | | | Optometry | 1 in 60 mins | 107 | 100.0 | 2 | 2.1 | 2.8 | | |
| | | | Primary Care Physicians | 1 in 30 mins | 107 | 100.0 | 27 | 0.5 | 1.0 | | |
| | | | Castleton | 46 | All Specialists | 1 in 60 mins | 46 | 100.0 | 1 | 3.5 | 3.7 |
| | | | | | Hospitals | 1 in 60 mins | 46 | 100.0 | 0 | 14.4 | 29.0 |
| | | | | | Imaging/Radiology | 1 in 60 mins | 46 | 100.0 | 0 | 40.5 | 65.8 |
| | Inpatient Rehab Facilities | 1 in 60 mins | | | 46 | 100.0 | 0 | 13.1 | 14.1 | | |
| | Laboratories | 1 in 60 mins | | | 46 | 100.0 | 0 | 13.1 | 14.4 | | |
| | Optometry | 1 in 60 mins | | | 46 | 100.0 | 0 | 12.7 | 13.3 | | |
| | Primary Care Physicians | 1 in 30 mins | | | 46 | 100.0 | 0 | 3.7 | 3.7 | | |
| | Johnson | 18 | | | All Specialists | 1 in 60 mins | 18 | 100.0 | 2 | 2.6 | 2.6 |
| | | | Hospitals | 1 in 60 mins | 18 | 100.0 | 0 | 10.9 | 30.5 | | |
| | | | Imaging/Radiology | 1 in 60 mins | 18 | 100.0 | 0 | 32.6 | 33.2 | | |
| | | | Inpatient Rehab Facilities | 1 in 60 mins | 18 | 100.0 | 0 | 31.8 | 34.5 | | |
| | | | Laboratories | 1 in 60 mins | 18 | 100.0 | 0 | 32.1 | 38.9 | | |
| | | | Optometry | 1 in 60 mins | 18 | 100.0 | 0 | 9.3 | 10.7 | | |
| | Rutland | 12 | Primary Care Physicians | 1 in 30 mins | 18 | 100.0 | 1 | 2.6 | 6.2 | | |
| | | | All Specialists | 1 in 60 mins | 12 | 100.0 | 663 | 1.0 | 1.1 | | |
| | | | Hospitals | 1 in 60 mins | 12 | 100.0 | 1 | 2.8 | 33.8 | | |
| | | | Imaging/Radiology | 1 in 60 mins | 12 | 100.0 | 0 | 41.6 | 56.4 | | |
| Inpatient Rehab Facilities | | | 1 in 60 mins | 12 | 100.0 | 3 | 2.1 | 2.9 | | | |
| Laboratories | | | 1 in 60 mins | 12 | 100.0 | 2 | 2.1 | 3.1 | | | |
| | | | Optometry | 1 in 60 mins | 12 | 100.0 | 7 | 1.9 | 2.2 | | |
| | | | Primary Care Physicians | 1 in 30 mins | 12 | 100.0 | 228 | 1.5 | 1.8 | | |

Access Summary for All Employees Without Access

July 2021

Created for...
Cigna Payer Solutions Vermont OAP

Access Analysis
All Employees - Breakout
Distance Method
Estimated Driving Distance

Employee Group
All Employees
Provider Group
Primary Care Physicians
All Specialists
Optometry
Imaging/Radiology
Laboratories
Hospitals
Inpatient Rehab Facilities
Cardiac Cath

¹ Provider counts represent:
#: Provider access points
L: Unique provider locations

| Employees Without Access | | | | | | | | | |
|--------------------------|-----|-------------------|--------------|----------------|-------|---------------------|---|--------------|------|
| Employee | | Provider | | Without Access | | Counts ¹ | | Average Time | |
| Group | # | Group | Standard | # | % | # | L | 1 | 2 |
| All Employees | 333 | Imaging/Radiology | 1 in 60 mins | 13 | 3.9 | 7 | 7 | 84.2 | 92.7 |
| | | Laboratories | 1 in 60 mins | 21 | 6.3 | 11 | 9 | 68.0 | 73.0 |
| | | Cardiac Cath | 1 in 90 mins | 333 | 100.0 | 0 | 0 | --- | --- |

| Key Geographic Areas | | | | | | | | | |
|----------------------|----------------------|--------------|-------------------|--------------|----------------|-------|---------------------|--------------|-------|
| State Name | City | Employee | Provider | | Without Access | | Counts ¹ | Average Time | |
| | | # | Group | Standard | # | % | # | 1 | 2 |
| Vermont | Colchester | 107 | Cardiac Cath | 1 in 90 mins | 107 | 100.0 | 0 | --- | --- |
| | Castleton | 46 | Cardiac Cath | 1 in 90 mins | 46 | 100.0 | 0 | --- | --- |
| | Johnson | 18 | Cardiac Cath | 1 in 90 mins | 18 | 100.0 | 0 | --- | --- |
| | Rutland | 12 | Cardiac Cath | 1 in 90 mins | 12 | 100.0 | 0 | --- | --- |
| | Lyndonville | 11 | Cardiac Cath | 1 in 90 mins | 11 | 100.0 | 0 | --- | --- |
| | Randolph Center | 11 | Cardiac Cath | 1 in 90 mins | 11 | 100.0 | 0 | --- | --- |
| | Lyndonville | 11 | Laboratories | 1 in 60 mins | 11 | 100.0 | 0 | 65.4 | 69.2 |
| | Burlington | 10 | Cardiac Cath | 1 in 90 mins | 10 | 100.0 | 0 | --- | --- |
| | South Burlington | 7 | Cardiac Cath | 1 in 90 mins | 7 | 100.0 | 0 | --- | --- |
| | Bennington | 4 | Cardiac Cath | 1 in 90 mins | 4 | 100.0 | 0 | --- | --- |
| | Hinesburg | 4 | Cardiac Cath | 1 in 90 mins | 4 | 100.0 | 0 | --- | --- |
| | Morrisville | 4 | Cardiac Cath | 1 in 90 mins | 4 | 100.0 | 0 | --- | --- |
| | Poultney | 4 | Cardiac Cath | 1 in 90 mins | 4 | 100.0 | 0 | --- | --- |
| | Winooski | 4 | Cardiac Cath | 1 in 90 mins | 4 | 100.0 | 0 | --- | --- |
| | Bennington | 4 | Imaging/Radiology | 1 in 60 mins | 4 | 100.0 | 0 | 97.3 | 109.9 |
| | Brandon | 3 | Cardiac Cath | 1 in 90 mins | 3 | 100.0 | 0 | --- | --- |
| | Fairfax | 3 | Cardiac Cath | 1 in 90 mins | 3 | 100.0 | 0 | --- | --- |
| | Killington | 3 | Cardiac Cath | 1 in 90 mins | 3 | 100.0 | 0 | --- | --- |
| | Saint Albans | 3 | Cardiac Cath | 1 in 90 mins | 3 | 100.0 | 0 | --- | --- |
| | Waterbury | 3 | Cardiac Cath | 1 in 90 mins | 3 | 100.0 | 0 | --- | --- |
| | Williston | 3 | Cardiac Cath | 1 in 90 mins | 3 | 100.0 | 0 | --- | --- |
| | Brattleboro | 2 | Cardiac Cath | 1 in 90 mins | 2 | 100.0 | 0 | --- | --- |
| | Chelsea | 2 | Cardiac Cath | 1 in 90 mins | 2 | 100.0 | 0 | --- | --- |
| | Essex Junction | 2 | Cardiac Cath | 1 in 90 mins | 2 | 100.0 | 0 | --- | --- |
| | Grand Isle | 2 | Cardiac Cath | 1 in 90 mins | 2 | 100.0 | 0 | --- | --- |
| | Irasburg | 2 | Cardiac Cath | 1 in 90 mins | 2 | 100.0 | 0 | --- | --- |
| | Northfield | 2 | Cardiac Cath | 1 in 90 mins | 2 | 100.0 | 0 | --- | --- |
| | Orleans | 2 | Cardiac Cath | 1 in 90 mins | 2 | 100.0 | 0 | --- | --- |
| | South Royalton | 2 | Cardiac Cath | 1 in 90 mins | 2 | 100.0 | 0 | --- | --- |
| | Springfield | 2 | Cardiac Cath | 1 in 90 mins | 2 | 100.0 | 0 | --- | --- |
| | Waitsfield | 2 | Cardiac Cath | 1 in 90 mins | 2 | 100.0 | 0 | --- | --- |
| | White River Junction | 2 | Cardiac Cath | 1 in 90 mins | 2 | 100.0 | 0 | --- | --- |
| Williamstown | 2 | Cardiac Cath | 1 in 90 mins | 2 | 100.0 | 0 | --- | --- | |



Accessibility Detail

Access Detail for All Employees With Access

July 2021

Created for...
Cigna Payer Solutions Vermont OAP

- Access Analysis
- All Employees - Breakout
- Distance Method
- Estimated Driving Distance
- Employee / Provider Groups
- All Employees
- Primary Care Physicians
- All Specialists
- Optometry
- Imaging/Radiology
- Laboratories
- Hospitals
- Inpatient Rehab Facilities
- Cardiac Cath

| All Employees | | | | | | | | | | | | |
|---------------|-------------------|------------|----------------------|----------------------|---------------------|---------------------|--------------|-------------|-------|--------------|------|-----|
| State Name | County | City | Zip Code | Employee | Provider | | Counts | With Access | | Average Time | | |
| | | | | # | Group | Standard | # | # | % | 1 | 2 | |
| Vermont | Addison | Bristol | 05443 | 1 | Primary Care Phy... | 1 in 30 mins | 14 | 1 | 100.0 | 0.5 | 0.5 | |
| | | | | | All Specialists | 1 in 60 mins | 15 | 1 | 100.0 | 0.5 | 0.5 | |
| | | | | | Optometry | 1 in 60 mins | 0 | 1 | 100.0 | 10.3 | 11.5 | |
| | | | | | Imaging/Radiology | 1 in 60 mins | 1 | 1 | 100.0 | 0.5 | 28.1 | |
| | | | | | Laboratories | 1 in 60 mins | 0 | 1 | 100.0 | 26.7 | 27.9 | |
| | | | | | Hospitals | 1 in 60 mins | 0 | 1 | 100.0 | 14.1 | 14.1 | |
| | | | Inpatient Rehab F... | 1 in 60 mins | 0 | 1 | 100.0 | 31.5 | 32.5 | | | |
| | | | Hinesburg | 05461 | 1 | Primary Care Phy... | 1 in 30 mins | 0 | 1 | 100.0 | 6.0 | 6.0 |
| | | | | | All Specialists | 1 in 60 mins | 0 | 1 | 100.0 | 5.7 | 6.0 | |
| | | | | | Optometry | 1 in 60 mins | 0 | 1 | 100.0 | 12.9 | 13.0 | |
| | | | | | Imaging/Radiology | 1 in 60 mins | 0 | 1 | 100.0 | 11.8 | 16.6 | |
| | | | | | Laboratories | 1 in 60 mins | 0 | 1 | 100.0 | 15.2 | 16.3 | |
| | | Hospitals | | | 1 in 60 mins | 0 | 1 | 100.0 | 17.7 | 17.7 | | |
| | | Middlebury | 05753 | 1 | Primary Care Phy... | 1 in 30 mins | 107 | 1 | 100.0 | 6.9 | 6.9 | |
| | | | | All Specialists | 1 in 60 mins | 260 | 1 | 100.0 | 5.5 | 5.5 | | |
| | | | | Optometry | 1 in 60 mins | 8 | 1 | 100.0 | 8.8 | 8.8 | | |
| | | | | Imaging/Radiology | 1 in 60 mins | 0 | 1 | 100.0 | 21.6 | 43.0 | | |
| | | | | Laboratories | 1 in 60 mins | 0 | 1 | 100.0 | 34.6 | 36.3 | | |
| | | | | Hospitals | 1 in 60 mins | 2 | 1 | 100.0 | 8.0 | 8.0 | | |
| | | Shoreham | 05770 | 1 | Primary Care Phy... | 1 in 30 mins | 43 | 1 | 100.0 | 3.7 | 3.7 | |
| | | | | All Specialists | 1 in 60 mins | 89 | 1 | 100.0 | 3.7 | 3.7 | | |
| | | | | Optometry | 1 in 60 mins | 0 | 1 | 100.0 | 13.4 | 13.4 | | |
| | | | | Imaging/Radiology | 1 in 60 mins | 0 | 1 | 100.0 | 26.4 | 44.7 | | |
| | | | | Laboratories | 1 in 60 mins | 0 | 1 | 100.0 | 39.3 | 41.0 | | |
| | | | | Hospitals | 1 in 60 mins | 0 | 1 | 100.0 | 12.5 | 12.5 | | |
| | | Whiting | 05778 | 1 | Primary Care Phy... | 1 in 30 mins | 0 | 1 | 100.0 | 5.3 | 5.3 | |
| | | | | All Specialists | 1 in 60 mins | 0 | 1 | 100.0 | 5.3 | 5.3 | | |
| | | | | Optometry | 1 in 60 mins | 0 | 1 | 100.0 | 14.8 | 14.8 | | |
| | Imaging/Radiology | | | 1 in 60 mins | 0 | 1 | 100.0 | 27.0 | 48.7 | | | |
| | Laboratories | | | 1 in 60 mins | 0 | 1 | 100.0 | 31.7 | 33.4 | | | |
| | Hospitals | | | 1 in 60 mins | 0 | 1 | 100.0 | 14.0 | 14.0 | | | |
| | Bennington | Bennington | 05201 | 4 | Primary Care Phy... | 1 in 30 mins | 60 | 4 | 100.0 | 0.2 | 0.3 | |
| | | | | All Specialists | 1 in 60 mins | 331 | 4 | 100.0 | 0.1 | 0.2 | | |
| | | | | Optometry | 1 in 60 mins | 2 | 4 | 100.0 | 0.5 | 0.5 | | |
| | | | | Laboratories | 1 in 60 mins | 0 | 4 | 100.0 | 59.0 | 59.4 | | |
| | | | | Hospitals | 1 in 60 mins | 1 | 4 | 100.0 | 0.6 | 36.2 | | |
| | | | | Inpatient Rehab F... | 1 in 60 mins | 0 | 1 | 100.0 | 31.7 | 33.2 | | |

Access Detail for All Employees With Access

July 2021

Created for...
Cigna Payer Solutions Vermont OAP

- Access Analysis
- All Employees - Breakout
- Distance Method
- Estimated Driving Distance
- Employee / Provider Groups
- All Employees
- Primary Care Physicians
- All Specialists
- Optometry
- Imaging/Radiology
- Laboratories
- Hospitals
- Inpatient Rehab Facilities
- Cardiac Cath

| All Employees | | | | | | | | | | | | | | |
|---------------|------------|---------------|-----------------|-------------|----------------------|----------------------|----------------------|---------------------|--------------|--------------|-------|-------|------|------|
| State Name | County | City | Zip Code | Employee | Provider | | Counts | With Access | | Average Time | | | | |
| | | | | # | Group | Standard | # | # | % | 1 | 2 | | | |
| Vermont | Bennington | Bennington | 05201 | 4 | Inpatient Rehab F... | 1 in 60 mins | 0 | 4 | 100.0 | 36.2 | 58.4 | | | |
| | | | | 1 | Primary Care Phy... | 1 in 30 mins | 0 | 1 | 100.0 | 7.3 | 7.4 | | | |
| | | | | Dorset | 05251 | | All Specialists | 1 in 60 mins | 1 | 1 | 100.0 | 2.0 | 6.5 | |
| | | | | | | | Optometry | 1 in 60 mins | 0 | 1 | 100.0 | 7.6 | 14.0 | |
| | | | | | | | Laboratories | 1 in 60 mins | 0 | 1 | 100.0 | 30.5 | 30.5 | |
| | | | | | | | Hospitals | 1 in 60 mins | 0 | 1 | 100.0 | 30.3 | 31.2 | |
| | | | | | | | Inpatient Rehab F... | 1 in 60 mins | 0 | 1 | 100.0 | 29.7 | 30.1 | |
| | | | Caledonia | Barnet | 05821 | 1 | Primary Care Phy... | 1 in 30 mins | 0 | 1 | 100.0 | 8.4 | 8.4 | |
| | | | | | | All Specialists | 1 in 60 mins | 0 | 1 | 100.0 | 8.4 | 8.4 | | |
| | | | | | | | | Optometry | 1 in 60 mins | 0 | 1 | 100.0 | 14.6 | 14.6 |
| | | | | | | | Imaging/Radiology | 1 in 60 mins | 0 | 1 | 100.0 | 28.1 | 56.8 | |
| | | | | | | | Laboratories | 1 in 60 mins | 0 | 1 | 100.0 | 54.1 | 54.1 | |
| | | | | | | | Hospitals | 1 in 60 mins | 0 | 1 | 100.0 | 15.0 | 28.1 | |
| | | | | | | | Inpatient Rehab F... | 1 in 60 mins | 0 | 1 | 100.0 | 27.8 | 27.9 | |
| | | | | Lyndonville | 05851 | 11 | Primary Care Phy... | 1 in 30 mins | 7 | 11 | 100.0 | 3.6 | 4.1 | |
| | | | | | | All Specialists | 1 in 60 mins | 26 | 11 | 100.0 | 2.2 | 2.2 | | |
| | | | | | | | Optometry | 1 in 60 mins | 0 | 11 | 100.0 | 7.4 | 7.4 | |
| | | | | | | Imaging/Radiology | 1 in 60 mins | 0 | 11 | 100.0 | 48.0 | 63.2 | | |
| | | | | | | Hospitals | 1 in 60 mins | 0 | 11 | 100.0 | 8.6 | 32.0 | | |
| | | | | | | Inpatient Rehab F... | 1 in 60 mins | 0 | 11 | 100.0 | 36.0 | 47.8 | | |
| | | | Peacham | 05862 | 1 | Primary Care Phy... | 1 in 30 mins | 0 | 1 | 100.0 | 6.9 | 6.9 | | |
| | | | | | | | | All Specialists | 1 in 60 mins | 0 | 1 | 100.0 | 6.9 | 6.9 |
| | | | | | | | | Optometry | 1 in 60 mins | 0 | 1 | 100.0 | 16.1 | 16.1 |
| | | | | | | | | Imaging/Radiology | 1 in 60 mins | 0 | 1 | 100.0 | 26.9 | 55.2 |
| | | | | | | | | Laboratories | 1 in 60 mins | 0 | 1 | 100.0 | 53.8 | 53.8 |
| | | | | | | | | Hospitals | 1 in 60 mins | 0 | 1 | 100.0 | 16.6 | 26.9 |
| | | | Saint Johnsb... | 05819 | 1 | Inpatient Rehab F... | 1 in 60 mins | 0 | 1 | 100.0 | 26.7 | 26.8 | | |
| | | | | | | | | Primary Care Phy... | 1 in 30 mins | 99 | 1 | 100.0 | 0.7 | 0.7 |
| | | | | | | | | All Specialists | 1 in 60 mins | 322 | 1 | 100.0 | 0.7 | 0.7 |
| | | | | | | | | Optometry | 1 in 60 mins | 26 | 1 | 100.0 | 0.3 | 0.3 |
| | | | | | | | Imaging/Radiology | 1 in 60 mins | 0 | 1 | 100.0 | 41.6 | 63.0 | |
| | | | | | | | Hospitals | 1 in 60 mins | 1 | 1 | 100.0 | 1.0 | 34.3 | |
| | | Sutton | 05867 | 1 | Inpatient Rehab F... | 1 in 60 mins | 0 | 1 | 100.0 | 41.3 | 41.4 | | | |
| | | | | | | | Primary Care Phy... | 1 in 30 mins | 0 | 1 | 100.0 | 11.2 | 11.8 | |
| | | | | | | | All Specialists | 1 in 60 mins | 0 | 1 | 100.0 | 9.0 | 9.0 | |
| | | | | | | | Optometry | 1 in 60 mins | 0 | 1 | 100.0 | 15.3 | 15.3 | |
| | | | | | | | Imaging/Radiology | 1 in 60 mins | 0 | 1 | 100.0 | 55.6 | 65.4 | |
| | | | | | | | Hospitals | 1 in 60 mins | 0 | 1 | 100.0 | 16.4 | 29.6 | |
| | | West Danville | 05873 | 1 | Inpatient Rehab F... | 1 in 60 mins | 0 | 1 | 100.0 | 29.7 | 54.6 | | | |
| | | | | | | | Primary Care Phy... | 1 in 30 mins | 0 | 1 | 100.0 | 6.5 | 6.5 | |

Access Detail for All Employees With Access

July 2021

Created for...
Cigna Payer Solutions Vermont OAP

- Access Analysis
- All Employees - Breakout
- Distance Method
- Estimated Driving Distance
- Employee / Provider Groups
- All Employees
- Primary Care Physicians
- All Specialists
- Optometry
- Imaging/Radiology
- Laboratories
- Hospitals
- Inpatient Rehab Facilities
- Cardiac Cath

| All Employees | | | | | | | | | | | | | | | |
|----------------------|----------------------|---------------|----------|----------|----------------------|--------------|--------|---------------------|---------------------|--------------|-------|-------|-------|-----|-----|
| State Name | County | City | Zip Code | Employee | Provider | | Counts | With Access | | Average Time | | | | | |
| | | | | # | Group | Standard | # | # | % | 1 | 2 | | | | |
| Vermont | Caledonia | West Danville | 05873 | 1 | All Specialists | 1 in 60 mins | 0 | 1 | 100.0 | 6.2 | 6.2 | | | | |
| | | | | | Optometry | 1 in 60 mins | 0 | 1 | 100.0 | 12.3 | 12.3 | | | | |
| | | | | | Imaging/Radiology | 1 in 60 mins | 0 | 1 | 100.0 | 31.3 | 51.4 | | | | |
| | | | | | Laboratories | 1 in 60 mins | 0 | 1 | 100.0 | 54.7 | 55.2 | | | | |
| | | | | | Hospitals | 1 in 60 mins | 0 | 1 | 100.0 | 12.8 | 26.2 | | | | |
| | | | | | Inpatient Rehab F... | 1 in 60 mins | 0 | 1 | 100.0 | 30.9 | 31.0 | | | | |
| | | | | | Chittenden | Burlington | 05401 | 7 | Primary Care Phy... | 1 in 30 mins | 226 | 7 | 100.0 | 0.5 | 0.5 |
| | | | | | | | | | All Specialists | 1 in 60 mins | 1,184 | 7 | 100.0 | 0.2 | 0.2 |
| | | | | | | | | | Optometry | 1 in 60 mins | 9 | 7 | 100.0 | 0.9 | 0.9 |
| | | | | | | | | | Imaging/Radiology | 1 in 60 mins | 0 | 7 | 100.0 | 3.3 | 4.0 |
| | Laboratories | 1 in 60 mins | 1 | 7 | | | | | 100.0 | 2.0 | 3.5 | | | | |
| | Hospitals | 1 in 60 mins | 2 | 7 | | | | | 100.0 | 1.9 | 2.3 | | | | |
| | Inpatient Rehab F... | 1 in 60 mins | 0 | 7 | | | | | 100.0 | 33.6 | 51.1 | | | | |
| | 05408 | | | 3 | | | | | Primary Care Phy... | 1 in 30 mins | 8 | 3 | 100.0 | 1.4 | 1.4 |
| | | | | | | | | | All Specialists | 1 in 60 mins | 44 | 3 | 100.0 | 0.9 | 1.0 |
| | | | | | | | | | Optometry | 1 in 60 mins | 0 | 3 | 100.0 | 2.7 | 5.4 |
| | | | | | Imaging/Radiology | 1 in 60 mins | 0 | 3 | 100.0 | 4.8 | 6.7 | | | | |
| | | | | | Laboratories | 1 in 60 mins | 0 | 3 | 100.0 | 6.1 | 7.0 | | | | |
| | | | | | Hospitals | 1 in 60 mins | 0 | 3 | 100.0 | 6.6 | 6.9 | | | | |
| | | | | | Inpatient Rehab F... | 1 in 60 mins | 0 | 3 | 100.0 | 33.7 | 55.9 | | | | |
| | | | | | Colchester | | 05439 | 96 | Primary Care Phy... | 1 in 30 mins | 0 | 96 | 100.0 | 0.4 | 0.8 |
| | | | | | | | | | All Specialists | 1 in 60 mins | 0 | 96 | 100.0 | 0.5 | 0.7 |
| | | | | | | | | | Optometry | 1 in 60 mins | 0 | 96 | 100.0 | 2.1 | 2.5 |
| | Imaging/Radiology | 1 in 60 mins | 0 | 96 | | | | | 100.0 | 1.7 | 2.7 | | | | |
| | Laboratories | 1 in 60 mins | 0 | 96 | | | | | 100.0 | 3.8 | 5.0 | | | | |
| | Hospitals | 1 in 60 mins | 0 | 96 | | | | | 100.0 | 2.1 | 2.2 | | | | |
| | Inpatient Rehab F... | 1 in 60 mins | 0 | 96 | | | | | 100.0 | 25.7 | 47.0 | | | | |
| | 05446 | | | 11 | | | | | Primary Care Phy... | 1 in 30 mins | 27 | 11 | 100.0 | 1.6 | 2.5 |
| | | | | | | | | | All Specialists | 1 in 60 mins | 232 | 11 | 100.0 | 1.4 | 1.5 |
| | | | | | | | | | Optometry | 1 in 60 mins | 2 | 11 | 100.0 | 2.7 | 5.3 |
| Imaging/Radiology | | | | | 1 in 60 mins | 3 | 11 | 100.0 | 4.1 | 5.6 | | | | | |
| Laboratories | | | | | 1 in 60 mins | 1 | 11 | 100.0 | 3.0 | 7.0 | | | | | |
| Hospitals | | | | | 1 in 60 mins | 2 | 11 | 100.0 | 5.4 | 5.5 | | | | | |
| Inpatient Rehab F... | | | | | 1 in 60 mins | 0 | 11 | 100.0 | 25.9 | 50.5 | | | | | |
| Essex Junction | | | | | | 05452 | 2 | Primary Care Phy... | 1 in 30 mins | 15 | 2 | 100.0 | 1.2 | 1.2 | |
| | | | | | | | | All Specialists | 1 in 60 mins | 60 | 2 | 100.0 | 0.8 | 0.9 | |
| | | | | | | | | Optometry | 1 in 60 mins | 8 | 2 | 100.0 | 1.0 | 1.3 | |
| | Imaging/Radiology | 1 in 60 mins | 0 | 2 | | | | 100.0 | 2.8 | 3.3 | | | | | |
| | Laboratories | 1 in 60 mins | 0 | 2 | | | | 100.0 | 4.9 | 5.3 | | | | | |
| | Hospitals | 1 in 60 mins | 0 | 2 | | | | 100.0 | 2.8 | 2.8 | | | | | |

Access Detail for All Employees With Access

July 2021

Created for...
Cigna Payer Solutions Vermont OAP

- Access Analysis
- All Employees - Breakout
- Distance Method
- Estimated Driving Distance
- Employee / Provider Groups
- All Employees
- Primary Care Physicians
- All Specialists
- Optometry
- Imaging/Radiology
- Laboratories
- Hospitals
- Inpatient Rehab Facilities
- Cardiac Cath

| All Employees | | | | | | | | | | | | | | |
|----------------------|--------------|-----------|----------|---------------------|----------------------|--------------|--------|---------------------|--------------|--------------|------|-------|------|------|
| State Name | County | City | Zip Code | Employee | Provider | | Counts | With Access | | Average Time | | | | |
| | | | | # | Group | Standard | # | # | % | 1 | 2 | | | |
| Vermont | Chittenden | Waterbury | 05676 | 1 | Laboratories | 1 in 60 mins | 0 | 1 | 100.0 | 21.8 | 23.1 | | | |
| | | | | | Hospitals | 1 in 60 mins | 0 | 1 | 100.0 | 24.1 | 24.1 | | | |
| | | | | | Inpatient Rehab F... | 1 in 60 mins | 0 | 1 | 100.0 | 25.4 | 29.1 | | | |
| | | | | | Williston | 05495 | 3 | Primary Care Phy... | 1 in 30 mins | 37 | 3 | 100.0 | 1.7 | 1.7 |
| | | | | | | | | All Specialists | 1 in 60 mins | 100 | 3 | 100.0 | 1.6 | 1.6 |
| | | | | | | | | Optometry | 1 in 60 mins | 11 | 3 | 100.0 | 2.1 | 2.1 |
| | | Winooski | 05404 | 4 | Imaging/Radiology | 1 in 60 mins | 0 | 3 | 100.0 | 4.8 | 6.8 | | | |
| | | | | | Laboratories | 1 in 60 mins | 0 | 3 | 100.0 | 4.0 | 4.7 | | | |
| | | | | | Hospitals | 1 in 60 mins | 0 | 3 | 100.0 | 6.8 | 6.8 | | | |
| | | | | | Inpatient Rehab F... | 1 in 60 mins | 0 | 3 | 100.0 | 28.6 | 40.7 | | | |
| | | | | | Primary Care Phy... | 1 in 30 mins | 7 | 4 | 100.0 | 0.7 | 0.8 | | | |
| | | | | | All Specialists | 1 in 60 mins | 22 | 4 | 100.0 | 0.6 | 0.6 | | | |
| | Essex | Canaan | 05903 | 1 | Optometry | 1 in 60 mins | 0 | 4 | 100.0 | 1.9 | 2.9 | | | |
| | | | | | Imaging/Radiology | 1 in 60 mins | 1 | 4 | 100.0 | 0.9 | 1.7 | | | |
| | | | | | Laboratories | 1 in 60 mins | 0 | 4 | 100.0 | 2.1 | 4.9 | | | |
| | | | | | Hospitals | 1 in 60 mins | 0 | 4 | 100.0 | 2.0 | 2.3 | | | |
| | | | | | Inpatient Rehab F... | 1 in 60 mins | 0 | 4 | 100.0 | 36.6 | 61.2 | | | |
| | | | | | Primary Care Phy... | 1 in 30 mins | 0 | 1 | 100.0 | 25.4 | 26.4 | | | |
| | | | | | All Specialists | 1 in 60 mins | 1 | 1 | 100.0 | 6.0 | 25.4 | | | |
| | | | | | Optometry | 1 in 60 mins | 0 | 1 | 100.0 | 30.7 | 32.2 | | | |
| | | | | | Hospitals | 1 in 60 mins | 0 | 1 | 100.0 | 31.7 | 52.9 | | | |
| | | Concord | 05824 | 1 | Inpatient Rehab F... | 1 in 60 mins | 0 | 1 | 100.0 | 33.7 | 79.9 | | | |
| | | | | | Primary Care Phy... | 1 in 30 mins | 16 | 1 | 100.0 | 0.3 | 0.3 | | | |
| | | | | | All Specialists | 1 in 60 mins | 37 | 1 | 100.0 | 0.3 | 0.3 | | | |
| | | | | | Optometry | 1 in 60 mins | 0 | 1 | 100.0 | 5.0 | 5.0 | | | |
| | | | | | Imaging/Radiology | 1 in 60 mins | 0 | 1 | 100.0 | 44.6 | 68.4 | | | |
| | | | | | Hospitals | 1 in 60 mins | 0 | 1 | 100.0 | 5.0 | 39.6 | | | |
| | | | | | Inpatient Rehab F... | 1 in 60 mins | 0 | 1 | 100.0 | 44.4 | 44.6 | | | |
| | | | | | Lunenburg | 05906 | 1 | Primary Care Phy... | 1 in 30 mins | 0 | 1 | 100.0 | 15.7 | 15.7 |
| | | | | | | | | All Specialists | 1 in 60 mins | 0 | 1 | 100.0 | 15.7 | 15.7 |
| Optometry | 1 in 60 mins | 0 | 1 | 100.0 | | | | 20.8 | 20.8 | | | | | |
| Imaging/Radiology | 1 in 60 mins | 0 | 1 | 100.0 | | | | 58.5 | 81.6 | | | | | |
| Hospitals | 1 in 60 mins | 0 | 1 | 100.0 | | | | 21.6 | 50.6 | | | | | |
| Inpatient Rehab F... | 1 in 60 mins | 0 | 1 | 100.0 | | | | 54.2 | 58.3 | | | | | |
| Franklin | Cambridge | 05444 | 1 | Primary Care Phy... | 1 in 30 mins | 0 | 1 | 100.0 | 2.4 | 2.4 | | | | |
| | | | | All Specialists | 1 in 60 mins | 1 | 1 | 100.0 | 2.4 | 2.4 | | | | |
| | | | | Optometry | 1 in 60 mins | 0 | 1 | 100.0 | 8.8 | 11.4 | | | | |
| | | | | Imaging/Radiology | 1 in 60 mins | 0 | 1 | 100.0 | 22.0 | 22.6 | | | | |
| | | | | Laboratories | 1 in 60 mins | 0 | 1 | 100.0 | 21.0 | 26.5 | | | | |
| | | | | Hospitals | 1 in 60 mins | 0 | 1 | 100.0 | 15.1 | 22.0 | | | | |

Access Detail for All Employees With Access

July 2021

Created for...
Cigna Payer Solutions Vermont OAP

- Access Analysis
- All Employees - Breakout
- Distance Method
- Estimated Driving Distance
- Employee / Provider Groups
- All Employees
- Primary Care Physicians
- All Specialists
- Optometry
- Imaging/Radiology
- Laboratories
- Hospitals
- Inpatient Rehab Facilities
- Cardiac Cath

| All Employees | | | | | | | | | | | | | |
|---------------|----------|------------|------------|--------------|----------------------|----------------------|---------------------|--------------|-------|--------------|-------|------|------|
| State Name | County | City | Zip Code | Employee | Provider | | Counts | With Access | | Average Time | | | |
| | | | | # | Group | Standard | # | # | % | 1 | 2 | | |
| Vermont | Franklin | Cambridge | 05444 | 1 | Inpatient Rehab F... | 1 in 60 mins | 0 | 1 | 100.0 | 16.3 | 48.3 | | |
| | | Fairfax | 05454 | 3 | Primary Care Phy... | 1 in 30 mins | 24 | 3 | 100.0 | 2.1 | 2.1 | | |
| | | | | | | All Specialists | 1 in 60 mins | 44 | 3 | 100.0 | 1.7 | 1.7 | |
| | | | | | | Optometry | 1 in 60 mins | 0 | 3 | 100.0 | 6.2 | 9.4 | |
| | | | | | | Imaging/Radiology | 1 in 60 mins | 0 | 3 | 100.0 | 20.1 | 20.7 | |
| | | | | | | Laboratories | 1 in 60 mins | 0 | 3 | 100.0 | 19.4 | 24.4 | |
| | | | | | | Hospitals | 1 in 60 mins | 0 | 3 | 100.0 | 11.9 | 20.1 | |
| | | | | | | Inpatient Rehab F... | 1 in 60 mins | 0 | 3 | 100.0 | 13.2 | 50.8 | |
| | | | | Saint Albans | 05478 | 3 | Primary Care Phy... | 1 in 30 mins | 125 | 3 | 100.0 | 2.6 | 2.7 |
| | | | | | | | All Specialists | 1 in 60 mins | 362 | 3 | 100.0 | 2.4 | 2.4 |
| | | | | | | | Optometry | 1 in 60 mins | 4 | 3 | 100.0 | 2.8 | 3.0 |
| | | | | | | | Imaging/Radiology | 1 in 60 mins | 0 | 3 | 100.0 | 28.0 | 28.1 |
| | | | | | | Laboratories | 1 in 60 mins | 0 | 3 | 100.0 | 26.7 | 33.5 | |
| | | | | | | Hospitals | 1 in 60 mins | 1 | 3 | 100.0 | 3.4 | 28.0 | |
| | | | | | | Inpatient Rehab F... | 1 in 60 mins | 1 | 3 | 100.0 | 3.0 | 47.5 | |
| | | Grand Isle | Grand Isle | 05458 | 2 | Primary Care Phy... | 1 in 30 mins | 0 | 2 | 100.0 | 4.1 | 4.3 | |
| | | | | | | All Specialists | 1 in 60 mins | 0 | 2 | 100.0 | 4.1 | 4.1 | |
| | | | | | | Optometry | 1 in 60 mins | 0 | 2 | 100.0 | 10.6 | 14.3 | |
| | | | | | | Imaging/Radiology | 1 in 60 mins | 0 | 2 | 100.0 | 19.0 | 20.9 | |
| | | | | | | Laboratories | 1 in 60 mins | 0 | 2 | 100.0 | 15.9 | 22.4 | |
| | | | | | | Hospitals | 1 in 60 mins | 0 | 2 | 100.0 | 19.2 | 21.1 | |
| | | | | | | Inpatient Rehab F... | 1 in 60 mins | 0 | 2 | 100.0 | 20.8 | 63.6 | |
| | | | North Hero | 05474 | 1 | Primary Care Phy... | 1 in 30 mins | 0 | 1 | 100.0 | 7.6 | 10.0 | |
| | | | | | | All Specialists | 1 in 60 mins | 0 | 1 | 100.0 | 10.0 | 10.0 | |
| | | | | | | Optometry | 1 in 60 mins | 0 | 1 | 100.0 | 12.6 | 13.0 | |
| | | | | | | Imaging/Radiology | 1 in 60 mins | 0 | 1 | 100.0 | 28.1 | 29.8 | |
| | | | | | | Laboratories | 1 in 60 mins | 0 | 1 | 100.0 | 25.2 | 32.7 | |
| | | | | | | Hospitals | 1 in 60 mins | 0 | 1 | 100.0 | 13.8 | 30.0 | |
| | | | | | | Inpatient Rehab F... | 1 in 60 mins | 0 | 1 | 100.0 | 12.5 | 58.3 | |
| | | | South Hero | 05486 | 1 | Primary Care Phy... | 1 in 30 mins | 5 | 1 | 100.0 | 0.3 | 3.4 | |
| | | | | | All Specialists | 1 in 60 mins | 10 | 1 | 100.0 | 2.7 | 2.7 | | |
| | | | | | Optometry | 1 in 60 mins | 0 | 1 | 100.0 | 10.8 | 10.9 | | |
| | | | | | Imaging/Radiology | 1 in 60 mins | 0 | 1 | 100.0 | 15.8 | 17.8 | | |
| | | | | | Laboratories | 1 in 60 mins | 0 | 1 | 100.0 | 12.6 | 18.8 | | |
| | | | | | Hospitals | 1 in 60 mins | 0 | 1 | 100.0 | 18.1 | 18.1 | | |
| | | | | | Inpatient Rehab F... | 1 in 60 mins | 0 | 1 | 100.0 | 24.8 | 61.3 | | |
| | Lamoille | Eden | 05652 | 1 | Primary Care Phy... | 1 in 30 mins | 0 | 1 | 100.0 | 8.8 | 8.8 | | |
| | | | | | All Specialists | 1 in 60 mins | 0 | 1 | 100.0 | 8.8 | 8.8 | | |
| | | | | | Optometry | 1 in 60 mins | 0 | 1 | 100.0 | 9.4 | 10.9 | | |
| | | | | | Imaging/Radiology | 1 in 60 mins | 0 | 1 | 100.0 | 36.5 | 40.1 | | |

Access Detail for All Employees With Access

July 2021

Created for...
Cigna Payer Solutions Vermont OAP

- Access Analysis
- All Employees - Breakout
- Distance Method
- Estimated Driving Distance
- Employee / Provider Groups
- All Employees
- Primary Care Physicians
- All Specialists
- Optometry
- Imaging/Radiology
- Laboratories
- Hospitals
- Inpatient Rehab Facilities
- Cardiac Cath

| All Employees | | | | | | | | | | | | |
|---------------|----------|-------------------|----------------|----------------------|----------------------|----------------------|--------------|-------------|-------|--------------|------|------|
| State Name | County | City | Zip Code | Employee | Provider | | Counts | With Access | | Average Time | | |
| | | | | # | Group | Standard | # | # | % | 1 | 2 | |
| Vermont | Lamoille | Eden | 05652 | 1 | Laboratories | 1 in 60 mins | 0 | 1 | 100.0 | 39.0 | 46.6 | |
| | | | | | Hospitals | 1 in 60 mins | 0 | 1 | 100.0 | 10.9 | 31.2 | |
| | | | | | Inpatient Rehab F... | 1 in 60 mins | 0 | 1 | 100.0 | 32.2 | 34.8 | |
| | | | Jeffersonville | 05464 | 1 | Primary Care Phy... | 1 in 30 mins | 1 | 1 | 100.0 | 0.3 | 2.8 |
| | | | | | All Specialists | 1 in 60 mins | 1 | 1 | 100.0 | 2.8 | 2.8 | |
| | | | | | Optometry | 1 in 60 mins | 0 | 1 | 100.0 | 16.6 | 16.9 | |
| | | | | | Imaging/Radiology | 1 in 60 mins | 0 | 1 | 100.0 | 26.6 | 26.8 | |
| | | | | | Laboratories | 1 in 60 mins | 0 | 1 | 100.0 | 25.2 | 32.1 | |
| | | | | | Hospitals | 1 in 60 mins | 0 | 1 | 100.0 | 18.4 | 24.2 | |
| | | | Johnson | 05656 | 18 | Inpatient Rehab F... | 1 in 60 mins | 0 | 1 | 100.0 | 25.5 | 40.2 |
| | | | | | Primary Care Phy... | 1 in 30 mins | 1 | 18 | 100.0 | 2.6 | 6.2 | |
| | | | | | All Specialists | 1 in 60 mins | 2 | 18 | 100.0 | 2.6 | 2.6 | |
| | | Optometry | | | 1 in 60 mins | 0 | 18 | 100.0 | 9.3 | 10.7 | | |
| | | Imaging/Radiology | | | 1 in 60 mins | 0 | 18 | 100.0 | 32.6 | 33.2 | | |
| | | Laboratories | | | 1 in 60 mins | 0 | 18 | 100.0 | 32.1 | 38.9 | | |
| | | Morrisville | 05661 | 4 | Hospitals | 1 in 60 mins | 0 | 18 | 100.0 | 10.9 | 30.5 | |
| | | | | Inpatient Rehab F... | 1 in 60 mins | 0 | 18 | 100.0 | 31.8 | 34.5 | | |
| | | | | Primary Care Phy... | 1 in 30 mins | 40 | 4 | 100.0 | 1.3 | 1.3 | | |
| | | | | All Specialists | 1 in 60 mins | 185 | 4 | 100.0 | 1.3 | 1.3 | | |
| | | | | Optometry | 1 in 60 mins | 9 | 4 | 100.0 | 1.3 | 1.3 | | |
| | | | | Imaging/Radiology | 1 in 60 mins | 0 | 4 | 100.0 | 25.2 | 32.4 | | |
| | | Stowe | 05672 | 1 | Laboratories | 1 in 60 mins | 0 | 4 | 100.0 | 34.1 | 36.9 | |
| | | | | Hospitals | 1 in 60 mins | 1 | 4 | 100.0 | 1.3 | 25.2 | | |
| | | | | Inpatient Rehab F... | 1 in 60 mins | 0 | 4 | 100.0 | 25.0 | 27.6 | | |
| | | | | Primary Care Phy... | 1 in 30 mins | 11 | 1 | 100.0 | 1.8 | 1.8 | | |
| | | | | All Specialists | 1 in 60 mins | 26 | 1 | 100.0 | 0.3 | 0.9 | | |
| | | | | Optometry | 1 in 60 mins | 10 | 1 | 100.0 | 1.8 | 4.4 | | |
| | | Waterville | 05492 | 1 | Imaging/Radiology | 1 in 60 mins | 0 | 1 | 100.0 | 23.6 | 24.2 | |
| | | | | Laboratories | 1 in 60 mins | 0 | 1 | 100.0 | 26.1 | 26.1 | | |
| | | | | Hospitals | 1 in 60 mins | 0 | 1 | 100.0 | 12.0 | 23.6 | | |
| | | | | Inpatient Rehab F... | 1 in 60 mins | 0 | 1 | 100.0 | 26.5 | 30.1 | | |
| | | | | Primary Care Phy... | 1 in 30 mins | 0 | 1 | 100.0 | 7.9 | 7.9 | | |
| | | | | All Specialists | 1 in 60 mins | 0 | 1 | 100.0 | 7.9 | 7.9 | | |
| | | Wolcott | 05680 | 1 | Optometry | 1 in 60 mins | 0 | 1 | 100.0 | 18.4 | 18.8 | |
| | | | | Imaging/Radiology | 1 in 60 mins | 0 | 1 | 100.0 | 34.2 | 34.3 | | |
| | | | | Laboratories | 1 in 60 mins | 0 | 1 | 100.0 | 32.6 | 40.4 | | |
| | | | | Hospitals | 1 in 60 mins | 0 | 1 | 100.0 | 19.7 | 22.4 | | |
| | | | | Inpatient Rehab F... | 1 in 60 mins | 0 | 1 | 100.0 | 23.7 | 40.5 | | |
| | | | | Primary Care Phy... | 1 in 30 mins | 0 | 1 | 100.0 | 4.8 | 4.8 | | |
| | | | | | 1 | All Specialists | 1 in 60 mins | 0 | 1 | 100.0 | 4.8 | 4.8 |

Access Detail for All Employees With Access

July 2021

Created for...
Cigna Payer Solutions Vermont OAP

- Access Analysis
- All Employees - Breakout
- Distance Method
- Estimated Driving Distance
- Employee / Provider Groups
- All Employees
- Primary Care Physicians
- All Specialists
- Optometry
- Imaging/Radiology
- Laboratories
- Hospitals
- Inpatient Rehab Facilities
- Cardiac Cath

| All Employees | | | | | | | | | | | | | | | |
|----------------------|----------------------|--------------|----------|----------------------|----------------------|---------------------|---------------------|--------------|---------------------|--------------|-------|-------|-------|------|------|
| State Name | County | City | Zip Code | Employee | Provider | | Counts | With Access | | Average Time | | | | | |
| | | | | # | Group | Standard | # | # | % | 1 | 2 | | | | |
| Vermont | Lamoille | Wolcott | 05680 | 1 | Optometry | 1 in 60 mins | 0 | 1 | 100.0 | 5.0 | 5.0 | | | | |
| | | | | | Imaging/Radiology | 1 in 60 mins | 0 | 1 | 100.0 | 25.5 | 36.0 | | | | |
| | | | | | Laboratories | 1 in 60 mins | 0 | 1 | 100.0 | 37.8 | 40.6 | | | | |
| | | | | | Hospitals | 1 in 60 mins | 0 | 1 | 100.0 | 4.9 | 25.5 | | | | |
| | | | | | Inpatient Rehab F... | 1 in 60 mins | 0 | 1 | 100.0 | 25.3 | 26.7 | | | | |
| | | | | | Orange | Chelsea | 05038 | 2 | Primary Care Phy... | 1 in 30 mins | 5 | 2 | 100.0 | 1.9 | 1.9 |
| | | | | | | | | | All Specialists | 1 in 60 mins | 3 | 2 | 100.0 | 1.9 | 1.9 |
| | | | | | | | | | Optometry | 1 in 60 mins | 0 | 2 | 100.0 | 17.0 | 17.2 |
| | | | | | | | | | Imaging/Radiology | 1 in 60 mins | 0 | 2 | 100.0 | 21.3 | 39.8 |
| | | | | | | | | | Laboratories | 1 in 60 mins | 0 | 2 | 100.0 | 29.1 | 29.1 |
| | Hospitals | 1 in 60 mins | 0 | 2 | | | | | 100.0 | 15.1 | 21.3 | | | | |
| | Inpatient Rehab F... | 1 in 60 mins | 0 | 2 | | | | | 100.0 | 17.9 | 21.4 | | | | |
| | East Thetford | 05043 | 1 | Primary Care Phy... | | | | | 1 in 30 mins | 1 | 1 | 100.0 | 1.0 | 14.1 | |
| | | | | All Specialists | | | | | 1 in 60 mins | 4 | 1 | 100.0 | 1.0 | 1.0 | |
| | | | | Optometry | | | | | 1 in 60 mins | 0 | 1 | 100.0 | 16.6 | 16.6 | |
| | | | | Imaging/Radiology | 1 in 60 mins | 0 | 1 | 100.0 | 43.9 | 60.3 | | | | | |
| | | | | Laboratories | 1 in 60 mins | 0 | 1 | 100.0 | 18.4 | 18.4 | | | | | |
| | | | | Hospitals | 1 in 60 mins | 0 | 1 | 100.0 | 29.5 | 31.4 | | | | | |
| | | | | Inpatient Rehab F... | 1 in 60 mins | 0 | 1 | 100.0 | 40.6 | 44.0 | | | | | |
| | | | | Fairlee | 05045 | 1 | Primary Care Phy... | 1 in 30 mins | 0 | 1 | 100.0 | 7.5 | 8.4 | | |
| | | | | | | | All Specialists | 1 in 60 mins | 1 | 1 | 100.0 | 3.2 | 4.8 | | |
| | | | | | | | Optometry | 1 in 60 mins | 0 | 1 | 100.0 | 10.5 | 10.5 | | |
| | Imaging/Radiology | 1 in 60 mins | 0 | | | | 1 | 100.0 | 40.9 | 56.8 | | | | | |
| | Laboratories | 1 in 60 mins | 0 | | | | 1 | 100.0 | 25.8 | 25.8 | | | | | |
| | Hospitals | 1 in 60 mins | 0 | | | | 1 | 100.0 | 27.3 | 38.2 | | | | | |
| | Inpatient Rehab F... | 1 in 60 mins | 0 | | | | 1 | 100.0 | 37.5 | 41.0 | | | | | |
| | Randolph Ce... | 05061 | 11 | | | | Primary Care Phy... | 1 in 30 mins | 0 | 11 | 100.0 | 3.9 | 3.9 | | |
| | | | | | | | All Specialists | 1 in 60 mins | 0 | 11 | 100.0 | 3.9 | 3.9 | | |
| | | | | | | | Optometry | 1 in 60 mins | 0 | 11 | 100.0 | 10.3 | 10.3 | | |
| | | | | Imaging/Radiology | 1 in 60 mins | 0 | 11 | 100.0 | 20.9 | 36.9 | | | | | |
| Laboratories | | | | 1 in 60 mins | 0 | 11 | 100.0 | 32.8 | 32.8 | | | | | | |
| Hospitals | | | | 1 in 60 mins | 0 | 11 | 100.0 | 6.9 | 20.9 | | | | | | |
| Inpatient Rehab F... | | | | 1 in 60 mins | 0 | 11 | 100.0 | 20.4 | 21.2 | | | | | | |
| Topsham | | | | 05076 | 1 | Primary Care Phy... | 1 in 30 mins | 0 | 1 | 100.0 | 4.8 | 4.8 | | | |
| | | | | | | All Specialists | 1 in 60 mins | 0 | 1 | 100.0 | 4.8 | 4.8 | | | |
| | | | | | | Optometry | 1 in 60 mins | 0 | 1 | 100.0 | 14.7 | 14.7 | | | |
| | Imaging/Radiology | 1 in 60 mins | 0 | | | 1 | 100.0 | 23.2 | 47.3 | | | | | | |
| | Laboratories | 1 in 60 mins | 0 | | | 1 | 100.0 | 37.7 | 37.7 | | | | | | |
| | Hospitals | 1 in 60 mins | 0 | | | 1 | 100.0 | 23.2 | 32.7 | | | | | | |
| | Inpatient Rehab F... | 1 in 60 mins | 0 | | | 1 | 100.0 | 19.7 | 23.4 | | | | | | |

Access Detail for All Employees With Access

July 2021

Created for...
Cigna Payer Solutions Vermont OAP

- Access Analysis
- All Employees - Breakout
- Distance Method
- Estimated Driving Distance
- Employee / Provider Groups
- All Employees
- Primary Care Physicians
- All Specialists
- Optometry
- Imaging/Radiology
- Laboratories
- Hospitals
- Inpatient Rehab Facilities
- Cardiac Cath

| All Employees | | | | | | | | | | | | | | | | | |
|----------------------|----------------------|--------------|----------|---------------------|----------------------|---------------------|--------------|----------------------|--------------|--------------|------|---------------------|--------------|------|-------|-------|------|
| State Name | County | City | Zip Code | Employee | Provider | | Counts | With Access | | Average Time | | | | | | | |
| | | | | # | Group | Standard | # | # | % | 1 | 2 | | | | | | |
| Vermont | Orange | West Fairlee | 05083 | 1 | Primary Care Phy... | 1 in 30 mins | 0 | 1 | 100.0 | 11.7 | 11.7 | | | | | | |
| | | | | | All Specialists | 1 in 60 mins | 1 | 1 | 100.0 | 1.5 | 3.1 | | | | | | |
| | | | | | Optometry | 1 in 60 mins | 0 | 1 | 100.0 | 13.9 | 13.9 | | | | | | |
| | | | | | Imaging/Radiology | 1 in 60 mins | 0 | 1 | 100.0 | 35.0 | 51.8 | | | | | | |
| | | | | | Laboratories | 1 in 60 mins | 0 | 1 | 100.0 | 22.8 | 22.8 | | | | | | |
| | | | | | Hospitals | 1 in 60 mins | 0 | 1 | 100.0 | 22.2 | 35.0 | | | | | | |
| | | | | | Inpatient Rehab F... | 1 in 60 mins | 0 | 1 | 100.0 | 31.5 | 35.1 | | | | | | |
| | | | | | Williamstown | 05679 | 2 | Primary Care Phy... | 1 in 30 mins | 0 | 2 | 100.0 | 6.5 | 6.5 | | | |
| | | | | | | | | All Specialists | 1 in 60 mins | 0 | 2 | 100.0 | 6.5 | 6.5 | | | |
| | | | | | | | | Optometry | 1 in 60 mins | 0 | 2 | 100.0 | 7.9 | 7.9 | | | |
| | | | | | | | | Imaging/Radiology | 1 in 60 mins | 0 | 2 | 100.0 | 8.6 | 29.5 | | | |
| | | | | | | | | Laboratories | 1 in 60 mins | 0 | 2 | 100.0 | 41.2 | 41.2 | | | |
| | | | | | | | | Hospitals | 1 in 60 mins | 0 | 2 | 100.0 | 8.6 | 19.5 | | | |
| | | | | | | | | Inpatient Rehab F... | 1 in 60 mins | 0 | 2 | 100.0 | 7.6 | 8.9 | | | |
| | | | | | | | | Orleans | Barton | 05822 | 1 | Primary Care Phy... | 1 in 30 mins | 2 | 1 | 100.0 | 0.8 |
| | All Specialists | 1 in 60 mins | 8 | 1 | | | | | | | | 100.0 | 0.8 | 0.8 | | | |
| | Optometry | 1 in 60 mins | 0 | 1 | | | | | | | | 100.0 | 14.9 | 15.0 | | | |
| | Imaging/Radiology | 1 in 60 mins | 0 | 1 | | | | | | | | 100.0 | 51.6 | 60.2 | | | |
| | Hospitals | 1 in 60 mins | 0 | 1 | | | | | | | | 100.0 | 15.9 | 28.9 | | | |
| | Inpatient Rehab F... | 1 in 60 mins | 0 | 1 | | | | | | | | 100.0 | 15.3 | 49.6 | | | |
| | Craftsbury C... | 05827 | 1 | Primary Care Phy... | | | | | | | | 1 in 30 mins | 0 | 1 | 100.0 | 9.0 | 12.3 |
| | | | | All Specialists | | | | | | | | 1 in 60 mins | 0 | 1 | 100.0 | 3.4 | 12.4 |
| | | | | Optometry | 1 in 60 mins | 0 | 1 | | | | | 100.0 | 18.0 | 19.4 | | | |
| | | | | Imaging/Radiology | 1 in 60 mins | 0 | 1 | 100.0 | 38.5 | 47.5 | | | | | | | |
| | | | | Laboratories | 1 in 60 mins | 0 | 1 | 100.0 | 47.7 | 54.1 | | | | | | | |
| | | | | Hospitals | 1 in 60 mins | 0 | 1 | 100.0 | 19.4 | 28.0 | | | | | | | |
| | Derby Line | 05830 | 1 | Primary Care Phy... | 1 in 30 mins | 1 | 1 | 100.0 | 0.8 | 7.8 | | | | | | | |
| | | | | All Specialists | 1 in 60 mins | 3 | 1 | 100.0 | 0.8 | 0.8 | | | | | | | |
| | | | | Optometry | 1 in 60 mins | 0 | 1 | 100.0 | 7.4 | 9.0 | | | | | | | |
| | | | | Hospitals | 1 in 60 mins | 0 | 1 | 100.0 | 8.1 | 43.3 | | | | | | | |
| Inpatient Rehab F... | | | | 1 in 60 mins | 0 | 1 | 100.0 | 10.8 | 55.7 | | | | | | | | |
| Irasburg | | | | 05845 | 2 | Primary Care Phy... | 1 in 30 mins | 0 | 2 | 100.0 | 9.0 | 9.0 | | | | | |
| | All Specialists | 1 in 60 mins | 0 | | | 2 | 100.0 | 6.5 | 7.9 | | | | | | | | |
| | Optometry | 1 in 60 mins | 0 | | | 2 | 100.0 | 17.7 | 17.7 | | | | | | | | |
| | Imaging/Radiology | 1 in 60 mins | 0 | | | 2 | 100.0 | 47.2 | 55.4 | | | | | | | | |
| | Laboratories | 1 in 60 mins | 0 | | | 2 | 100.0 | 55.0 | 63.2 | | | | | | | | |
| | Hospitals | 1 in 60 mins | 0 | | | 2 | 100.0 | 18.5 | 29.3 | | | | | | | | |
| | Inpatient Rehab F... | 1 in 60 mins | 0 | | | 2 | 100.0 | 16.1 | 43.1 | | | | | | | | |
| | Newport | 05855 | 1 | | | Primary Care Phy... | 1 in 30 mins | 37 | 1 | 100.0 | 0.6 | 0.6 | | | | | |

Access Detail for All Employees With Access

July 2021

Created for...
Cigna Payer Solutions Vermont OAP

- Access Analysis
- All Employees - Breakout
- Distance Method
- Estimated Driving Distance
- Employee / Provider Groups
- All Employees
- Primary Care Physicians
- All Specialists
- Optometry
- Imaging/Radiology
- Laboratories
- Hospitals
- Inpatient Rehab Facilities
- Cardiac Cath

| All Employees | | | | | | | | | | | | | | | |
|----------------------|----------------------|----------------------|--------------|---------------------|----------------------|----------------------|--------------|---------------------|---------------------|---------------------|--------------|-------|-------|-------|------|
| State Name | County | City | Zip Code | Employee | Provider | | Counts | With Access | | Average Time | | | | | |
| | | | | # | Group | Standard | # | # | % | 1 | 2 | | | | |
| Vermont | Orleans | Newport | 05855 | 1 | All Specialists | 1 in 60 mins | 109 | 1 | 100.0 | 0.6 | 0.6 | | | | |
| | | | | | Optometry | 1 in 60 mins | 8 | 1 | 100.0 | 0.7 | 0.7 | | | | |
| | | | | | Hospitals | 1 in 60 mins | 1 | 1 | 100.0 | 1.6 | 41.2 | | | | |
| | | | | | Inpatient Rehab F... | 1 in 60 mins | 1 | 1 | 100.0 | 1.5 | 49.3 | | | | |
| | | | | | Primary Care Phy... | 1 in 30 mins | 0 | 2 | 100.0 | 8.0 | 8.0 | | | | |
| | | Orleans | 05860 | | 2 | All Specialists | 1 in 60 mins | 1 | 2 | 100.0 | 3.7 | 6.5 | | | |
| | | | | | | Optometry | 1 in 60 mins | 0 | 2 | 100.0 | 10.4 | 11.0 | | | |
| | | | | | | Imaging/Radiology | 1 in 60 mins | 0 | 2 | 100.0 | 56.5 | 64.6 | | | |
| | | | | | | Hospitals | 1 in 60 mins | 0 | 2 | 100.0 | 11.8 | 33.0 | | | |
| | | | | | | Inpatient Rehab F... | 1 in 60 mins | 0 | 2 | 100.0 | 11.3 | 49.8 | | | |
| | Rutland | Bomoseen | 05732 | 1 | Primary Care Phy... | 1 in 30 mins | 35 | 1 | 100.0 | 2.9 | 2.9 | | | | |
| | | | | | All Specialists | 1 in 60 mins | 81 | 1 | 100.0 | 2.9 | 2.9 | | | | |
| | | | | | Optometry | 1 in 60 mins | 0 | 1 | 100.0 | 13.3 | 14.2 | | | | |
| | | | | | Imaging/Radiology | 1 in 60 mins | 0 | 1 | 100.0 | 39.2 | 65.1 | | | | |
| | | | | | Laboratories | 1 in 60 mins | 0 | 1 | 100.0 | 13.9 | 15.7 | | | | |
| | | | | | Hospitals | 1 in 60 mins | 0 | 1 | 100.0 | 15.7 | 27.3 | | | | |
| | | | | | Inpatient Rehab F... | 1 in 60 mins | 0 | 1 | 100.0 | 14.0 | 15.6 | | | | |
| | | | | | Brandon | 05733 | | 3 | Primary Care Phy... | 1 in 30 mins | 44 | 3 | 100.0 | 4.0 | 4.0 |
| | | | | | | | | | All Specialists | 1 in 60 mins | 106 | 3 | 100.0 | 3.9 | 3.9 |
| | | | | | | | | | Optometry | 1 in 60 mins | 0 | 3 | 100.0 | 18.3 | 18.3 |
| | | Imaging/Radiology | 1 in 60 mins | 0 | | | | | 3 | 100.0 | 26.4 | 53.0 | | | |
| | | Laboratories | 1 in 60 mins | 0 | | | | | 3 | 100.0 | 20.7 | 22.6 | | | |
| | | Hospitals | 1 in 60 mins | 0 | | | | | 3 | 100.0 | 17.5 | 17.5 | | | |
| | | Inpatient Rehab F... | 1 in 60 mins | 0 | | | | | 3 | 100.0 | 20.8 | 22.3 | | | |
| | | Castleton | 05735 | | | | | | 46 | Primary Care Phy... | 1 in 30 mins | 0 | 46 | 100.0 | 3.7 |
| | | | | | All Specialists | 1 in 60 mins | 1 | 46 | | 100.0 | 3.5 | 3.7 | | | |
| | | | | | Optometry | 1 in 60 mins | 0 | 46 | | 100.0 | 12.7 | 13.3 | | | |
| | | | | | Imaging/Radiology | 1 in 60 mins | 0 | 46 | | 100.0 | 40.5 | 65.8 | | | |
| | Laboratories | | | | 1 in 60 mins | 0 | 46 | 100.0 | | 13.1 | 14.4 | | | | |
| | Hospitals | | | | 1 in 60 mins | 0 | 46 | 100.0 | | 14.4 | 29.0 | | | | |
| | Inpatient Rehab F... | | | | 1 in 60 mins | 0 | 46 | 100.0 | | 13.1 | 14.1 | | | | |
| | Chittenden | | | | 05737 | | 1 | Primary Care Phy... | | 1 in 30 mins | 0 | 1 | 100.0 | 7.9 | 8.4 |
| | | | | | | | | All Specialists | | 1 in 60 mins | 0 | 1 | 100.0 | 4.1 | 5.1 |
| Optometry | | | | | | | | 1 in 60 mins | | 0 | 1 | 100.0 | 7.9 | 8.1 | |
| Imaging/Radiology | | 1 in 60 mins | 0 | 1 | | | | 100.0 | 36.1 | 50.7 | | | | | |
| Laboratories | | 1 in 60 mins | 0 | 1 | | | | 100.0 | 8.4 | 8.5 | | | | | |
| Hospitals | | 1 in 60 mins | 0 | 1 | | | | 100.0 | 8.6 | 29.2 | | | | | |
| Inpatient Rehab F... | | 1 in 60 mins | 0 | 1 | | | | 100.0 | 8.7 | 8.9 | | | | | |
| Fair Haven | 05743 | | 1 | Primary Care Phy... | 1 in 30 mins | 0 | 1 | 100.0 | 4.4 | 4.4 | | | | | |
| | | | | All Specialists | 1 in 60 mins | 0 | 1 | 100.0 | 4.2 | 4.4 | | | | | |

Access Detail for All Employees With Access

July 2021

Created for...
Cigna Payer Solutions Vermont OAP

- Access Analysis
- All Employees - Breakout
- Distance Method
- Estimated Driving Distance
- Employee / Provider Groups
- All Employees
- Primary Care Physicians
- All Specialists
- Optometry
- Imaging/Radiology
- Laboratories
- Hospitals
- Inpatient Rehab Facilities
- Cardiac Cath

| All Employees | | | | | | | | | | | | |
|---------------|----------------------|-------------------|-----------------|----------------------|----------------------|---------------------|---------------------|--------------|-------|--------------|-------|------|
| State Name | County | City | Zip Code | Employee | Provider | | Counts | With Access | | Average Time | | |
| | | | | # | Group | Standard | # | # | % | 1 | 2 | |
| Vermont | Rutland | Fair Haven | 05743 | 1 | Optometry | 1 in 60 mins | 0 | 1 | 100.0 | 16.2 | 16.8 | |
| | | | | | Imaging/Radiology | 1 in 60 mins | 0 | 1 | 100.0 | 44.6 | 69.2 | |
| | | | | | Laboratories | 1 in 60 mins | 0 | 1 | 100.0 | 16.6 | 17.4 | |
| | | | | | Hospitals | 1 in 60 mins | 0 | 1 | 100.0 | 17.2 | 32.5 | |
| | | | | | Inpatient Rehab F... | 1 in 60 mins | 0 | 1 | 100.0 | 16.4 | 17.0 | |
| | | | Killington | 05751 | 3 | Primary Care Phy... | 1 in 30 mins | 1 | 3 | 100.0 | 2.8 | 12.1 |
| | | | | | All Specialists | 1 in 60 mins | 3 | 3 | 100.0 | 2.8 | 2.8 | |
| | | | | | Optometry | 1 in 60 mins | 0 | 3 | 100.0 | 12.2 | 12.4 | |
| | | | | | Imaging/Radiology | 1 in 60 mins | 0 | 3 | 100.0 | 44.9 | 47.3 | |
| | | | | | Laboratories | 1 in 60 mins | 0 | 3 | 100.0 | 12.7 | 12.7 | |
| | | | North Claren... | 05759 | 1 | Hospitals | 1 in 60 mins | 0 | 3 | 100.0 | 12.9 | 24.1 |
| | | | | | Inpatient Rehab F... | 1 in 60 mins | 0 | 3 | 100.0 | 12.9 | 13.3 | |
| | | | | | Primary Care Phy... | 1 in 30 mins | 0 | 1 | 100.0 | 0.9 | 0.9 | |
| | | | | | All Specialists | 1 in 60 mins | 0 | 1 | 100.0 | 1.8 | 2.0 | |
| | | | | | Optometry | 1 in 60 mins | 0 | 1 | 100.0 | 2.1 | 2.1 | |
| | | Pittsford | 05763 | 1 | Imaging/Radiology | 1 in 60 mins | 0 | 1 | 100.0 | 44.8 | 59.2 | |
| | | | | | Laboratories | 1 in 60 mins | 0 | 1 | 100.0 | 2.9 | 3.4 | |
| | | | | | Hospitals | 1 in 60 mins | 0 | 1 | 100.0 | 2.7 | 33.6 | |
| | | | | | Inpatient Rehab F... | 1 in 60 mins | 0 | 1 | 100.0 | 2.0 | 2.2 | |
| | | | | | Primary Care Phy... | 1 in 30 mins | 0 | 1 | 100.0 | 5.4 | 6.2 | |
| | | | | | All Specialists | 1 in 60 mins | 1 | 1 | 100.0 | 2.6 | 5.4 | |
| | | | | | Optometry | 1 in 60 mins | 0 | 1 | 100.0 | 5.4 | 6.5 | |
| | | | | | Imaging/Radiology | 1 in 60 mins | 0 | 1 | 100.0 | 36.3 | 54.6 | |
| | | | | | Laboratories | 1 in 60 mins | 0 | 1 | 100.0 | 6.2 | 8.0 | |
| | | | | | Hospitals | 1 in 60 mins | 0 | 1 | 100.0 | 8.0 | 30.1 | |
| | | Poultney | 05764 | 4 | Inpatient Rehab F... | 1 in 60 mins | 0 | 1 | 100.0 | 6.2 | 7.8 | |
| | | | | | Primary Care Phy... | 1 in 30 mins | 2 | 4 | 100.0 | 0.9 | 0.9 | |
| | | | | | All Specialists | 1 in 60 mins | 0 | 4 | 100.0 | 7.8 | 8.0 | |
| | | | | | Optometry | 1 in 60 mins | 0 | 4 | 100.0 | 19.9 | 19.9 | |
| | | | | | Imaging/Radiology | 1 in 60 mins | 0 | 4 | 100.0 | 49.7 | 73.7 | |
| | Laboratories | | | | 1 in 60 mins | 0 | 4 | 100.0 | 20.6 | 20.7 | | |
| | Hospitals | | | | 1 in 60 mins | 0 | 4 | 100.0 | 20.4 | 38.0 | | |
| | Inpatient Rehab F... | | | | 1 in 60 mins | 0 | 4 | 100.0 | 19.8 | 20.1 | | |
| | Rutland | | | | 05701 | 12 | Primary Care Phy... | 1 in 30 mins | 228 | 12 | 100.0 | 1.5 |
| | | All Specialists | 1 in 60 mins | 663 | | | 12 | 100.0 | 1.0 | 1.1 | | |
| | | Optometry | 1 in 60 mins | 7 | | | 12 | 100.0 | 1.9 | 2.2 | | |
| | | Imaging/Radiology | 1 in 60 mins | 0 | | | 12 | 100.0 | 41.6 | 56.4 | | |
| | | Laboratories | 1 in 60 mins | 2 | | | 12 | 100.0 | 2.1 | 3.1 | | |
| | | Hospitals | 1 in 60 mins | 1 | | | 12 | 100.0 | 2.8 | 33.8 | | |
| | | | | Inpatient Rehab F... | 1 in 60 mins | 3 | 12 | 100.0 | 2.1 | 2.9 | | |

Access Detail for All Employees With Access

July 2021

Created for...
Cigna Payer Solutions Vermont OAP

- Access Analysis
- All Employees - Breakout
- Distance Method
- Estimated Driving Distance
- Employee / Provider Groups
- All Employees
- Primary Care Physicians
- All Specialists
- Optometry
- Imaging/Radiology
- Laboratories
- Hospitals
- Inpatient Rehab Facilities
- Cardiac Cath

| All Employees | | | | | | | | | | | | | | |
|----------------------|--------------|-------------------|--------------|----------|----------------------|--------------|--------|----------------------|---------------------|--------------|---------------------|--------------|-------|------|
| State Name | County | City | Zip Code | Employee | Provider | | Counts | With Access | | Average Time | | | | |
| | | | | # | Group | Standard | # | # | % | 1 | 2 | | | |
| Vermont | Washington | Barre | 05641 | 1 | Primary Care Phy... | 1 in 30 mins | 28 | 1 | 100.0 | 2.6 | 2.6 | | | |
| | | | | | All Specialists | 1 in 60 mins | 72 | 1 | 100.0 | 2.5 | 2.6 | | | |
| | | | | | Optometry | 1 in 60 mins | 4 | 1 | 100.0 | 2.5 | 2.7 | | | |
| | | | | | Imaging/Radiology | 1 in 60 mins | 0 | 1 | 100.0 | 6.6 | 35.7 | | | |
| | | | | | Laboratories | 1 in 60 mins | 0 | 1 | 100.0 | 44.0 | 44.0 | | | |
| | | | | | Hospitals | 1 in 60 mins | 0 | 1 | 100.0 | 6.6 | 29.7 | | | |
| | | | | | Inpatient Rehab F... | 1 in 60 mins | 1 | 1 | 100.0 | 3.8 | 6.8 | | | |
| | | | | | Cabot | 05647 | 1 | Primary Care Phy... | 1 in 30 mins | 0 | 1 | 100.0 | 9.0 | 9.0 |
| | | | | | | | | All Specialists | 1 in 60 mins | 0 | 1 | 100.0 | 6.4 | 6.4 |
| | | | | | | | | Optometry | 1 in 60 mins | 0 | 1 | 100.0 | 16.6 | 16.6 |
| | | | | | | | | Imaging/Radiology | 1 in 60 mins | 0 | 1 | 100.0 | 27.2 | 48.2 |
| | | | | | | | | Laboratories | 1 in 60 mins | 0 | 1 | 100.0 | 51.2 | 51.7 |
| | | | | | | | | Hospitals | 1 in 60 mins | 0 | 1 | 100.0 | 17.1 | 24.5 |
| | | | | | | | | Inpatient Rehab F... | 1 in 60 mins | 0 | 1 | 100.0 | 26.4 | 27.0 |
| | | | | | | | | East Montpelier | 05651 | 1 | Primary Care Phy... | 1 in 30 mins | 0 | 1 |
| | | All Specialists | 1 in 60 mins | 0 | | | | | | | 1 | 100.0 | 3.2 | 3.2 |
| | | Optometry | 1 in 60 mins | 0 | 1 | 100.0 | 3.4 | | | | 3.7 | | | |
| | | Imaging/Radiology | 1 in 60 mins | 0 | 1 | 100.0 | 5.2 | | | | 35.6 | | | |
| | | Laboratories | 1 in 60 mins | 0 | 1 | 100.0 | 47.2 | | | | 47.2 | | | |
| | | Hospitals | 1 in 60 mins | 0 | 1 | 100.0 | 5.2 | | | | 26.6 | | | |
| | | Montpelier | 05602 | 1 | Primary Care Phy... | 1 in 30 mins | 95 | 1 | 100.0 | 1.0 | 1.3 | | | |
| | | | | | All Specialists | 1 in 60 mins | 486 | 1 | 100.0 | 0.4 | 0.4 | | | |
| | | | | | Optometry | 1 in 60 mins | 17 | 1 | 100.0 | 1.5 | 1.5 | | | |
| | | | | | Imaging/Radiology | 1 in 60 mins | 1 | 1 | 100.0 | 1.5 | 31.2 | | | |
| | | | | | Laboratories | 1 in 60 mins | 0 | 1 | 100.0 | 45.6 | 46.8 | | | |
| | | | | | Hospitals | 1 in 60 mins | 1 | 1 | 100.0 | 1.5 | 24.9 | | | |
| | | | | | Inpatient Rehab F... | 1 in 60 mins | 1 | 1 | 100.0 | 1.3 | 5.4 | | | |
| | | | | | Moretown | 05660 | 1 | Primary Care Phy... | 1 in 30 mins | 0 | 1 | 100.0 | 5.3 | 5.3 |
| | | | | | | | | All Specialists | 1 in 60 mins | 0 | 1 | 100.0 | 2.9 | 5.3 |
| | | | | | | | | Optometry | 1 in 60 mins | 0 | 1 | 100.0 | 7.0 | 8.6 |
| Imaging/Radiology | 1 in 60 mins | | | | | | | 0 | 1 | 100.0 | 13.9 | 22.3 | | |
| Laboratories | 1 in 60 mins | | | | | | | 0 | 1 | 100.0 | 34.8 | 36.1 | | |
| Hospitals | 1 in 60 mins | | | | | | | 0 | 1 | 100.0 | 13.9 | 28.6 | | |
| Inpatient Rehab F... | 1 in 60 mins | | | | | | | 0 | 1 | 100.0 | 13.8 | 17.4 | | |
| Northfield | 05663 | | | | | | | 2 | Primary Care Phy... | 1 in 30 mins | 5 | 2 | 100.0 | 4.3 |
| | | All Specialists | 1 in 60 mins | 8 | | | | | 2 | 100.0 | 2.8 | 2.8 | | |
| | | Optometry | 1 in 60 mins | 0 | 2 | 100.0 | 9.5 | | 9.5 | | | | | |
| | | Imaging/Radiology | 1 in 60 mins | 0 | 2 | 100.0 | 9.9 | | 25.7 | | | | | |
| | | Laboratories | 1 in 60 mins | 0 | 2 | 100.0 | 44.9 | | 45.5 | | | | | |
| | | | | | | | | | | | | | | |

Access Detail for All Employees With Access

July 2021

Created for...
Cigna Payer Solutions Vermont OAP

- Access Analysis
- All Employees - Breakout
- Distance Method
- Estimated Driving Distance
- Employee / Provider Groups
- All Employees
- Primary Care Physicians
- All Specialists
- Optometry
- Imaging/Radiology
- Laboratories
- Hospitals
- Inpatient Rehab Facilities
- Cardiac Cath

| All Employees | | | | | | | | | | | | | | | |
|----------------------|----------------|------------|----------|----------------------|----------------------|----------------------|--------------|---------------------|---------------------|--------------|------|-------|-------|-----|-----|
| State Name | County | City | Zip Code | Employee | Provider | | Counts | With Access | | Average Time | | | | | |
| | | | | # | Group | Standard | # | # | % | 1 | 2 | | | | |
| Vermont | Washington | Northfield | 05663 | 2 | Hospitals | 1 in 60 mins | 0 | 2 | 100.0 | 9.9 | 17.5 | | | | |
| | | | | | Inpatient Rehab F... | 1 in 60 mins | 0 | 2 | 100.0 | 10.1 | 10.4 | | | | |
| | | Waitsfield | 05673 | | 2 | Primary Care Phy... | 1 in 30 mins | 3 | 2 | 100.0 | 1.3 | 1.3 | | | |
| | | | | | | All Specialists | 1 in 60 mins | 13 | 2 | 100.0 | 0.7 | 1.3 | | | |
| | | | | | | Optometry | 1 in 60 mins | 1 | 2 | 100.0 | 2.0 | 13.3 | | | |
| | | | | | | Imaging/Radiology | 1 in 60 mins | 0 | 2 | 100.0 | 14.9 | 17.6 | | | |
| | | | | | | Laboratories | 1 in 60 mins | 0 | 2 | 100.0 | 37.6 | 38.8 | | | |
| | | | | | | Hospitals | 1 in 60 mins | 0 | 2 | 100.0 | 14.9 | 26.6 | | | |
| | | | | | | Inpatient Rehab F... | 1 in 60 mins | 0 | 2 | 100.0 | 15.1 | 16.5 | | | |
| | | | | | | Primary Care Phy... | 1 in 30 mins | 7 | 2 | 100.0 | 1.7 | 2.2 | | | |
| | Waterbury | 05676 | | 2 | All Specialists | 1 in 60 mins | 31 | 2 | 100.0 | 1.6 | 1.6 | | | | |
| | | | | | Optometry | 1 in 60 mins | 1 | 2 | 100.0 | 2.1 | 11.0 | | | | |
| | | | | | Imaging/Radiology | 1 in 60 mins | 0 | 2 | 100.0 | 17.0 | 30.3 | | | | |
| | | | | | Laboratories | 1 in 60 mins | 0 | 2 | 100.0 | 31.0 | 32.3 | | | | |
| | | | | | Hospitals | 1 in 60 mins | 0 | 2 | 100.0 | 17.0 | 23.3 | | | | |
| | | | | | Inpatient Rehab F... | 1 in 60 mins | 0 | 2 | 100.0 | 16.8 | 20.7 | | | | |
| | Waterbury C... | 05677 | | 1 | Primary Care Phy... | 1 in 30 mins | 12 | 1 | 100.0 | 2.7 | 2.7 | | | | |
| | | | | | All Specialists | 1 in 60 mins | 47 | 1 | 100.0 | 2.7 | 2.7 | | | | |
| | | | | | Optometry | 1 in 60 mins | 0 | 1 | 100.0 | 5.5 | 5.5 | | | | |
| | | | | | Imaging/Radiology | 1 in 60 mins | 0 | 1 | 100.0 | 18.2 | 30.4 | | | | |
| | | | | | Laboratories | 1 in 60 mins | 0 | 1 | 100.0 | 29.6 | 30.8 | | | | |
| | | | | | Hospitals | 1 in 60 mins | 0 | 1 | 100.0 | 17.3 | 18.2 | | | | |
| | | | | | Inpatient Rehab F... | 1 in 60 mins | 0 | 1 | 100.0 | 18.0 | 21.8 | | | | |
| | | | | | Windham | Brattleboro | 05301 | 2 | Primary Care Phy... | 1 in 30 mins | 67 | 2 | 100.0 | 0.5 | 2.6 |
| | | | | | | | | | All Specialists | 1 in 60 mins | 274 | 2 | 100.0 | 0.5 | 0.5 |
| | | | | | | | | | Optometry | 1 in 60 mins | 3 | 2 | 100.0 | 1.8 | 3.2 |
| Laboratories | 1 in 60 mins | 0 | 2 | 100.0 | | | | | 36.6 | 63.2 | | | | | |
| Hospitals | 1 in 60 mins | 1 | 2 | 100.0 | | | | | 3.2 | 17.0 | | | | | |
| Inpatient Rehab F... | 1 in 60 mins | 1 | 2 | 100.0 | | | | | 3.2 | 63.0 | | | | | |
| Londonderry | 05148 | | 1 | Primary Care Phy... | 1 in 30 mins | 14 | 1 | 100.0 | 0.8 | 1.5 | | | | | |
| | | | | All Specialists | 1 in 60 mins | 23 | 1 | 100.0 | 1.5 | 1.5 | | | | | |
| | | | | Optometry | 1 in 60 mins | 1 | 1 | 100.0 | 1.5 | 15.6 | | | | | |
| | | | | Laboratories | 1 in 60 mins | 0 | 1 | 100.0 | 21.9 | 31.2 | | | | | |
| | | | | Hospitals | 1 in 60 mins | 0 | 1 | 100.0 | 21.2 | 21.2 | | | | | |
| | | | | Inpatient Rehab F... | 1 in 60 mins | 0 | 1 | 100.0 | 31.0 | 31.3 | | | | | |
| | | | | Windsor | Bethel | 05032 | 1 | Primary Care Phy... | 1 in 30 mins | 4 | 1 | 100.0 | 4.1 | 4.1 | |
| | | | | | | | | All Specialists | 1 in 60 mins | 7 | 1 | 100.0 | 4.1 | 4.1 | |
| Optometry | 1 in 60 mins | 3 | 1 | | | | | 100.0 | 4.3 | 4.3 | | | | | |
| Imaging/Radiology | 1 in 60 mins | 0 | 1 | | | | | 100.0 | 33.8 | 46.4 | | | | | |
| | | | | | Laboratories | 1 in 60 mins | 0 | 1 | 100.0 | 24.9 | 24.9 | | | | |

Access Detail for All Employees With Access

July 2021

Created for...
Cigna Payer Solutions Vermont OAP

- Access Analysis
- All Employees - Breakout
- Distance Method
- Estimated Driving Distance
- Employee / Provider Groups
- All Employees
- Primary Care Physicians
- All Specialists
- Optometry
- Imaging/Radiology
- Laboratories
- Hospitals
- Inpatient Rehab Facilities
- Cardiac Cath

| All Employees | | | | | | | | | | | | | |
|----------------------|-------------------|----------------------|----------------------|----------------------|----------------------|--------------|---------------------|--------------|-------|--------------|-------|-----|-----|
| State Name | County | City | Zip Code | Employee | Provider | | Counts | With Access | | Average Time | | | |
| | | | | # | Group | Standard | # | # | % | 1 | 2 | | |
| Vermont | Windsor | Bethel | 05032 | 1 | Hospitals | 1 in 60 mins | 0 | 1 | 100.0 | 11.2 | 30.0 | | |
| | | | | | Inpatient Rehab F... | 1 in 60 mins | 0 | 1 | 100.0 | 29.7 | 30.2 | | |
| | | North Pomfret | 05053 | 1 | Primary Care Phy... | 1 in 30 mins | 0 | 1 | 100.0 | 7.5 | 7.5 | | |
| | | | | | All Specialists | 1 in 60 mins | 0 | 1 | 100.0 | 5.5 | 7.5 | | |
| | | | | Optometry | 1 in 60 mins | 0 | 1 | 100.0 | 11.2 | 11.2 | | | |
| | | | | Imaging/Radiology | 1 in 60 mins | 0 | 1 | 100.0 | 38.8 | 54.9 | | | |
| | | | | Laboratories | 1 in 60 mins | 0 | 1 | 100.0 | 15.2 | 15.2 | | | |
| | | | | Hospitals | 1 in 60 mins | 0 | 1 | 100.0 | 20.9 | 22.5 | | | |
| | | | | Inpatient Rehab F... | 1 in 60 mins | 0 | 1 | 100.0 | 28.6 | 28.9 | | | |
| | | | | Quechee | 05059 | 1 | Primary Care Phy... | 1 in 30 mins | 0 | 1 | 100.0 | 5.6 | 5.6 |
| | | | | | | | All Specialists | 1 in 60 mins | 0 | 1 | 100.0 | 5.6 | 5.6 |
| | | | | | | Optometry | 1 in 60 mins | 0 | 1 | 100.0 | 6.1 | 6.1 | |
| | Imaging/Radiology | 1 in 60 mins | 0 | | | 1 | 100.0 | 45.1 | 63.4 | | | | |
| | South Royalton | 05068 | 2 | Laboratories | 1 in 60 mins | 0 | 1 | 100.0 | 5.2 | 5.2 | | | |
| | | | | Hospitals | 1 in 60 mins | 0 | 1 | 100.0 | 13.2 | 28.1 | | | |
| | | | Inpatient Rehab F... | 1 in 60 mins | 0 | 1 | 100.0 | 30.8 | 30.9 | | | | |
| | | | Primary Care Phy... | 1 in 30 mins | 1 | 2 | 100.0 | 2.3 | 2.6 | | | | |
| | | | All Specialists | 1 in 60 mins | 2 | 2 | 100.0 | 2.3 | 2.3 | | | | |
| | | | Optometry | 1 in 60 mins | 0 | 2 | 100.0 | 4.3 | 4.3 | | | | |
| | | | Imaging/Radiology | 1 in 60 mins | 0 | 2 | 100.0 | 32.3 | 48.9 | | | | |
| | | | Laboratories | 1 in 60 mins | 0 | 2 | 100.0 | 22.3 | 22.3 | | | | |
| | Springfield | 05156 | 2 | Hospitals | 1 in 60 mins | 0 | 2 | 100.0 | 14.7 | 28.5 | | | |
| | | | | Inpatient Rehab F... | 1 in 60 mins | 0 | 2 | 100.0 | 30.6 | 32.6 | | | |
| | | | Primary Care Phy... | 1 in 30 mins | 51 | 2 | 100.0 | 0.5 | 0.5 | | | | |
| All Specialists | | | 1 in 60 mins | 212 | 2 | 100.0 | 0.3 | 0.3 | | | | | |
| Optometry | | | 1 in 60 mins | 3 | 2 | 100.0 | 0.4 | 1.1 | | | | | |
| Laboratories | | | 1 in 60 mins | 1 | 2 | 100.0 | 1.6 | 30.7 | | | | | |
| Hospitals | | | 1 in 60 mins | 1 | 2 | 100.0 | 1.1 | 17.5 | | | | | |
| Inpatient Rehab F... | | | 1 in 60 mins | 0 | 2 | 100.0 | 35.8 | 44.0 | | | | | |
| White River J... | 05001 | 2 | Primary Care Phy... | 1 in 30 mins | 16 | 2 | 100.0 | 1.1 | 1.1 | | | | |
| | | | All Specialists | 1 in 60 mins | 71 | 2 | 100.0 | 0.6 | 0.6 | | | | |
| | | Optometry | 1 in 60 mins | 9 | 2 | 100.0 | 0.8 | 0.8 | | | | | |
| | | Imaging/Radiology | 1 in 60 mins | 0 | 2 | 100.0 | 47.6 | 66.2 | | | | | |
| | | Laboratories | 1 in 60 mins | 2 | 2 | 100.0 | 1.8 | 1.8 | | | | | |
| | | Hospitals | 1 in 60 mins | 0 | 2 | 100.0 | 16.3 | 32.7 | | | | | |
| | | Inpatient Rehab F... | 1 in 60 mins | 0 | 2 | 100.0 | 36.7 | 36.8 | | | | | |
| | | Windsor | 05089 | 1 | Primary Care Phy... | 1 in 30 mins | 31 | 1 | 100.0 | 1.3 | 1.3 | | |
| All Specialists | 1 in 60 mins | | | | 72 | 1 | 100.0 | 1.3 | 1.3 | | | | |
| Optometry | 1 in 60 mins | | | 1 | 1 | 100.0 | 1.3 | 16.0 | | | | | |
| Imaging/Radiology | 1 in 60 mins | | | 0 | 1 | 100.0 | 58.6 | 72.3 | | | | | |

Access Detail for All Employees With Access

July 2021

Created for...
Cigna Payer Solutions Vermont OAP

- Access Analysis
- All Employees - Breakout
- Distance Method
- Estimated Driving Distance
- Employee / Provider Groups
- All Employees
- Primary Care Physicians
- All Specialists
- Optometry
- Imaging/Radiology
- Laboratories
- Hospitals
- Inpatient Rehab Facilities
- Cardiac Cath

| All Employees | | | | | | | | | | | | | | |
|---------------|----------------------|--------------|----------|----------|----------------------|----------------------|-------------------|---------------------|--------------|--------------|-------|-------|------|------|
| State Name | County | City | Zip Code | Employee | Provider | | Counts | With Access | | Average Time | | | | |
| | | | | # | Group | Standard | # | # | % | 1 | 2 | | | |
| Vermont | Windsor | Windsor | 05089 | 1 | Laboratories | 1 in 60 mins | 0 | 1 | 100.0 | 15.9 | 15.9 | | | |
| | | | | | Hospitals | 1 in 60 mins | 1 | 1 | 100.0 | 1.3 | 17.0 | | | |
| | | | | | Inpatient Rehab F... | 1 in 60 mins | 0 | 1 | 100.0 | 35.1 | 35.3 | | | |
| | | | | | Woodstock | 05091 | 1 | Primary Care Phy... | 1 in 30 mins | 6 | 1 | 100.0 | 0.3 | 0.3 |
| | | | | | | | | All Specialists | 1 in 60 mins | 9 | 1 | 100.0 | 0.3 | 0.3 |
| | | | | | | | | Optometry | 1 in 60 mins | 0 | 1 | 100.0 | 12.2 | 12.2 |
| | | | | | | | | Imaging/Radiology | 1 in 60 mins | 0 | 1 | 100.0 | 45.6 | 59.7 |
| | Laboratories | 1 in 60 mins | 0 | 1 | 100.0 | 11.0 | 11.0 | | | | | | | |
| | Hospitals | 1 in 60 mins | 0 | 1 | 100.0 | 16.2 | 24.8 | | | | | | | |
| | Inpatient Rehab F... | 1 in 60 mins | 0 | 1 | 100.0 | 25.2 | 25.3 | | | | | | | |
| | Grand Totals | | | | 333 | Primary Care Phy... | 1 in 30 mins | 1,674 | 333 | 100.0 | 2.4 | 3.0 | | |
| | | | | | | All Specialists | 1 in 60 mins | 6,096 | 333 | 100.0 | 2.1 | 2.4 | | |
| | | | | | | Optometry | 1 in 60 mins | 163 | 333 | 100.0 | 6.5 | 7.3 | | |
| | | | | | | 320 | Imaging/Radiology | 1 in 60 mins | 7 | 320 | 100.0 | 20.7 | 30.0 | |
| | | | | | | 312 | Laboratories | 1 in 60 mins | 11 | 312 | 100.0 | 14.7 | 16.9 | |
| | | | | | | 333 | Hospitals | 1 in 60 mins | 16 | 333 | 100.0 | 8.2 | 17.8 | |
| | | | | | | Inpatient Rehab F... | 1 in 60 mins | 8 | 333 | 100.0 | 23.1 | 35.8 | | |

Access Detail for All Employees Without Access

July 2021

Created for...
Cigna Payer Solutions Vermont OAP

- Access Analysis
- All Employees - Breakout
- Distance Method
- Estimated Driving Distance
- Employee / Provider Groups
- All Employees
- Primary Care Physicians
- All Specialists
- Optometry
- Imaging/Radiology
- Laboratories
- Hospitals
- Inpatient Rehab Facilities
- Cardiac Cath

| All Employees | | | | | | | | | | | | |
|---------------|---------------|------------|-----------------|--------------|-------------------|--------------|--------------|----------------|-------|--------------|-------|------|
| State Name | County | City | Zip Code | Employee | Provider | | Counts | Without Access | | Average Time | | |
| | | | | # | Group | Standard | # | # | % | 1 | 2 | |
| Vermont | Addison | Bristol | 05443 | 1 | Cardiac Cath | 1 in 90 mins | 0 | 1 | 100.0 | --- | --- | |
| | | Hinesburg | 05461 | 1 | Cardiac Cath | 1 in 90 mins | 0 | 1 | 100.0 | --- | --- | |
| | | Middlebury | 05753 | 1 | Cardiac Cath | 1 in 90 mins | 0 | 1 | 100.0 | --- | --- | |
| | | Shoreham | 05770 | 1 | Cardiac Cath | 1 in 90 mins | 0 | 1 | 100.0 | --- | --- | |
| | | Whiting | 05778 | 1 | Cardiac Cath | 1 in 90 mins | 0 | 1 | 100.0 | --- | --- | |
| | Bennington | Bennington | 05201 | 4 | Imaging/Radiology | 1 in 60 mins | 0 | 4 | 100.0 | 97.3 | 109.9 | |
| | | | | | Cardiac Cath | 1 in 90 mins | 0 | 4 | 100.0 | --- | --- | |
| | | Dorset | 05251 | 1 | Imaging/Radiology | 1 in 60 mins | 0 | 1 | 100.0 | 68.1 | 82.6 | |
| | | | | | Cardiac Cath | 1 in 90 mins | 0 | 1 | 100.0 | --- | --- | |
| | | Caledonia | Barnet | 05821 | 1 | Cardiac Cath | 1 in 90 mins | 0 | 1 | 100.0 | --- | --- |
| | | | Lyndonville | 05851 | 11 | Laboratories | 1 in 60 mins | 0 | 11 | 100.0 | 65.4 | 69.2 |
| | | | | | | Cardiac Cath | 1 in 90 mins | 0 | 11 | 100.0 | --- | --- |
| | | | Peacham | 05862 | 1 | Cardiac Cath | 1 in 90 mins | 0 | 1 | 100.0 | --- | --- |
| | | | Saint Johnsb... | 05819 | 1 | Laboratories | 1 in 60 mins | 0 | 1 | 100.0 | 65.8 | 66.3 |
| | | Chittenden | Sutton | | 05867 | 1 | Laboratories | 1 in 60 mins | 0 | 1 | 100.0 | 66.7 |
| | | | | | | Cardiac Cath | 1 in 90 mins | 0 | 1 | 100.0 | --- | --- |
| | West Danville | | | 05873 | 1 | Cardiac Cath | 1 in 90 mins | 0 | 1 | 100.0 | --- | --- |
| | Burlington | | | 05401 | 7 | Cardiac Cath | 1 in 90 mins | 0 | 7 | 100.0 | --- | --- |
| | | | | 05408 | 3 | Cardiac Cath | 1 in 90 mins | 0 | 3 | 100.0 | --- | --- |
| | | | Colchester | 05439 | 96 | Cardiac Cath | 1 in 90 mins | 0 | 96 | 100.0 | --- | --- |
| | | | | 05446 | 11 | Cardiac Cath | 1 in 90 mins | 0 | 11 | 100.0 | --- | --- |
| | | | Essex Junction | 05452 | 2 | Cardiac Cath | 1 in 90 mins | 0 | 2 | 100.0 | --- | --- |
| | | | Hinesburg | 05461 | 3 | Cardiac Cath | 1 in 90 mins | 0 | 3 | 100.0 | --- | --- |
| | | | Huntington | 05462 | 1 | Cardiac Cath | 1 in 90 mins | 0 | 1 | 100.0 | --- | --- |
| | | | Jericho | 05465 | 1 | Cardiac Cath | 1 in 90 mins | 0 | 1 | 100.0 | --- | --- |
| | | | South Burlin... | 05403 | 7 | Cardiac Cath | 1 in 90 mins | 0 | 7 | 100.0 | --- | --- |
| | | | Underhill | 05489 | 1 | Cardiac Cath | 1 in 90 mins | 0 | 1 | 100.0 | --- | --- |
| | Essex | Waterbury | 05676 | 1 | Cardiac Cath | 1 in 90 mins | 0 | 1 | 100.0 | --- | --- | |
| | | Williston | 05495 | 3 | Cardiac Cath | 1 in 90 mins | 0 | 3 | 100.0 | --- | --- | |
| | | Winooski | 05404 | 4 | Cardiac Cath | 1 in 90 mins | 0 | 4 | 100.0 | --- | --- | |
| | | Canaan | 05903 | 1 | Imaging/Radiology | 1 in 60 mins | 0 | 1 | 100.0 | 87.8 | 94.4 | |
| | | | | | Laboratories | 1 in 60 mins | 0 | 1 | 100.0 | 94.4 | 105.3 | |
| | | | | | Cardiac Cath | 1 in 90 mins | 0 | 1 | 100.0 | --- | --- | |
| Concord | | 05824 | 1 | Laboratories | 1 in 60 mins | 0 | 1 | 100.0 | 68.2 | 68.2 | | |
| Lunenburg | | | | Cardiac Cath | 1 in 90 mins | 0 | 1 | 100.0 | --- | --- | | |
| | | | | Laboratories | 1 in 60 mins | 0 | 1 | 100.0 | 80.7 | 80.7 | | |
| | | | | Cardiac Cath | 1 in 90 mins | 0 | 1 | 100.0 | --- | --- | | |
| Franklin | Cambridge | 05444 | 1 | Cardiac Cath | 1 in 90 mins | 0 | 1 | 100.0 | --- | --- | | |
| | Fairfax | 05454 | 3 | Cardiac Cath | 1 in 90 mins | 0 | 3 | 100.0 | --- | --- | | |

Access Detail for All Employees Without Access

July 2021

Created for...
Cigna Payer Solutions Vermont OAP

- Access Analysis
- All Employees - Breakout
- Distance Method
- Estimated Driving Distance
- Employee / Provider Groups
- All Employees
- Primary Care Physicians
- All Specialists
- Optometry
- Imaging/Radiology
- Laboratories
- Hospitals
- Inpatient Rehab Facilities
- Cardiac Cath

| All Employees | | | | | | | | | | | | | |
|-----------------|-----------------|----------------|----------------|--------------|-------------------|--------------|--------------|----------------|-------|--------------|-------|------|------|
| State Name | County | City | Zip Code | Employee | Provider | | Counts | Without Access | | Average Time | | | |
| | | | | # | Group | Standard | # | # | % | 1 | 2 | | |
| Vermont | Franklin | Saint Albans | 05478 | 3 | Cardiac Cath | 1 in 90 mins | 0 | 3 | 100.0 | --- | --- | | |
| | | Grand Isle | 05458 | 2 | Cardiac Cath | 1 in 90 mins | 0 | 2 | 100.0 | --- | --- | | |
| | Lamoille | North Hero | 05474 | 1 | Cardiac Cath | 1 in 90 mins | 0 | 1 | 100.0 | --- | --- | | |
| | | South Hero | 05486 | 1 | Cardiac Cath | 1 in 90 mins | 0 | 1 | 100.0 | --- | --- | | |
| | | Eden | 05652 | 1 | Cardiac Cath | 1 in 90 mins | 0 | 1 | 100.0 | --- | --- | | |
| | | Jeffersonville | 05464 | 1 | Cardiac Cath | 1 in 90 mins | 0 | 1 | 100.0 | --- | --- | | |
| | | Johnson | 05656 | 18 | Cardiac Cath | 1 in 90 mins | 0 | 18 | 100.0 | --- | --- | | |
| | | Morrisville | 05661 | 4 | Cardiac Cath | 1 in 90 mins | 0 | 4 | 100.0 | --- | --- | | |
| | | Stowe | 05672 | 1 | Cardiac Cath | 1 in 90 mins | 0 | 1 | 100.0 | --- | --- | | |
| | | Waterville | 05492 | 1 | Cardiac Cath | 1 in 90 mins | 0 | 1 | 100.0 | --- | --- | | |
| | | Wolcott | 05680 | 1 | Cardiac Cath | 1 in 90 mins | 0 | 1 | 100.0 | --- | --- | | |
| | | Orange | Chelsea | 05038 | 2 | Cardiac Cath | 1 in 90 mins | 0 | 2 | 100.0 | --- | --- | |
| | | | East Thetford | 05043 | 1 | Cardiac Cath | 1 in 90 mins | 0 | 1 | 100.0 | --- | --- | |
| | | | Fairlee | 05045 | 1 | Cardiac Cath | 1 in 90 mins | 0 | 1 | 100.0 | --- | --- | |
| | | | Randolph Ce... | 05061 | 11 | Cardiac Cath | 1 in 90 mins | 0 | 11 | 100.0 | --- | --- | |
| | | | Topsham | 05076 | 1 | Cardiac Cath | 1 in 90 mins | 0 | 1 | 100.0 | --- | --- | |
| | | | West Fairlee | 05083 | 1 | Cardiac Cath | 1 in 90 mins | 0 | 1 | 100.0 | --- | --- | |
| | | | Williamstown | 05679 | 2 | Cardiac Cath | 1 in 90 mins | 0 | 2 | 100.0 | --- | --- | |
| | | | Orleans | Barton | 05822 | 1 | Laboratories | 1 in 60 mins | 0 | 1 | 100.0 | 60.3 | 68.0 |
| | | | | | | | Cardiac Cath | 1 in 90 mins | 0 | 1 | 100.0 | --- | --- |
| | Craftsbury C... | | | 05827 | 1 | Cardiac Cath | 1 in 90 mins | 0 | 1 | 100.0 | --- | --- | |
| | Derby Line | 05830 | | 1 | Imaging/Radiology | 1 in 60 mins | 0 | 1 | 100.0 | 68.1 | 76.1 | | |
| | | | | | Laboratories | 1 in 60 mins | 0 | 1 | 100.0 | 74.9 | 86.1 | | |
| | | | | | Cardiac Cath | 1 in 90 mins | 0 | 1 | 100.0 | --- | --- | | |
| | | Irasburg | 05845 | 2 | Cardiac Cath | 1 in 90 mins | 0 | 2 | 100.0 | --- | --- | | |
| | Newport | | 05855 | 1 | Imaging/Radiology | 1 in 60 mins | 0 | 1 | 100.0 | 61.5 | 69.3 | | |
| | | | | | Laboratories | 1 in 60 mins | 0 | 1 | 100.0 | 68.1 | 78.7 | | |
| | | | | | Cardiac Cath | 1 in 90 mins | 0 | 1 | 100.0 | --- | --- | | |
| | | | Orleans | 05860 | 2 | Laboratories | 1 in 60 mins | 0 | 2 | 100.0 | 64.2 | 73.2 | |
| | | | | | Cardiac Cath | 1 in 90 mins | 0 | 2 | 100.0 | --- | --- | | |
| | | Rutland | Bomoseen | 05732 | 1 | Cardiac Cath | 1 in 90 mins | 0 | 1 | 100.0 | --- | --- | |
| | | | Brandon | 05733 | 3 | Cardiac Cath | 1 in 90 mins | 0 | 3 | 100.0 | --- | --- | |
| | Castleton | | 05735 | 46 | Cardiac Cath | 1 in 90 mins | 0 | 46 | 100.0 | --- | --- | | |
| Chittenden | 05737 | | 1 | Cardiac Cath | 1 in 90 mins | 0 | 1 | 100.0 | --- | --- | | | |
| Fair Haven | 05743 | | 1 | Cardiac Cath | 1 in 90 mins | 0 | 1 | 100.0 | --- | --- | | | |
| Killington | 05751 | | 3 | Cardiac Cath | 1 in 90 mins | 0 | 3 | 100.0 | --- | --- | | | |
| North Claren... | 05759 | | 1 | Cardiac Cath | 1 in 90 mins | 0 | 1 | 100.0 | --- | --- | | | |
| Pittsford | 05763 | | 1 | Cardiac Cath | 1 in 90 mins | 0 | 1 | 100.0 | --- | --- | | | |
| Poultney | 05764 | | 4 | Cardiac Cath | 1 in 90 mins | 0 | 4 | 100.0 | --- | --- | | | |
| Rutland | 05701 | | 12 | Cardiac Cath | 1 in 90 mins | 0 | 12 | 100.0 | --- | --- | | | |

Access Detail for All Employees Without Access

July 2021

Created for...
Cigna Payer Solutions Vermont OAP

- Access Analysis
- All Employees - Breakout
- Distance Method
- Estimated Driving Distance
- Employee / Provider Groups
- All Employees
- Primary Care Physicians
- All Specialists
- Optometry
- Imaging/Radiology
- Laboratories
- Hospitals
- Inpatient Rehab Facilities
- Cardiac Cath

| All Employees | | | | | | | | | | | |
|----------------|-------------|-----------------|-------------|--------------|-------------------|-------------------|--------------|----------------|-------|--------------|-------|
| State Name | County | City | Zip Code | Employee | Provider | | Counts | Without Access | | Average Time | |
| | | | | # | Group | Standard | # | # | % | 1 | 2 |
| Vermont | Washington | Barre | 05641 | 1 | Cardiac Cath | 1 in 90 mins | 0 | 1 | 100.0 | --- | --- |
| | | Cabot | 05647 | 1 | Cardiac Cath | 1 in 90 mins | 0 | 1 | 100.0 | --- | --- |
| | | East Montpel... | 05651 | 1 | Cardiac Cath | 1 in 90 mins | 0 | 1 | 100.0 | --- | --- |
| | | Montpelier | 05602 | 1 | Cardiac Cath | 1 in 90 mins | 0 | 1 | 100.0 | --- | --- |
| | | Moretown | 05660 | 1 | Cardiac Cath | 1 in 90 mins | 0 | 1 | 100.0 | --- | --- |
| | | Northfield | 05663 | 2 | Cardiac Cath | 1 in 90 mins | 0 | 2 | 100.0 | --- | --- |
| | | Waitsfield | 05673 | 2 | Cardiac Cath | 1 in 90 mins | 0 | 2 | 100.0 | --- | --- |
| | | Waterbury | 05676 | 2 | Cardiac Cath | 1 in 90 mins | 0 | 2 | 100.0 | --- | --- |
| | | Waterbury C... | 05677 | 1 | Cardiac Cath | 1 in 90 mins | 0 | 1 | 100.0 | --- | --- |
| | | Windham | Brattleboro | 05301 | 2 | Imaging/Radiology | 1 in 60 mins | 0 | 2 | 100.0 | 102.8 |
| | | | | | Cardiac Cath | 1 in 90 mins | 0 | 2 | 100.0 | --- | --- |
| | Londonderry | | 05148 | 1 | Imaging/Radiology | 1 in 60 mins | 0 | 1 | 100.0 | 72.0 | 77.8 |
| | | | | | Cardiac Cath | 1 in 90 mins | 0 | 1 | 100.0 | --- | --- |
| | | | | | | | | | | | |
| | Windsor | Bethel | 05032 | 1 | Cardiac Cath | 1 in 90 mins | 0 | 1 | 100.0 | --- | --- |
| | | North Pomfret | 05053 | 1 | Cardiac Cath | 1 in 90 mins | 0 | 1 | 100.0 | --- | --- |
| | | Quechee | 05059 | 1 | Cardiac Cath | 1 in 90 mins | 0 | 1 | 100.0 | --- | --- |
| | | South Royalton | 05068 | 2 | Cardiac Cath | 1 in 90 mins | 0 | 2 | 100.0 | --- | --- |
| | | Springfield | 05156 | 2 | Imaging/Radiology | 1 in 60 mins | 0 | 2 | 100.0 | 71.1 | 77.7 |
| | | | | | Cardiac Cath | 1 in 90 mins | 0 | 2 | 100.0 | --- | --- |
| White River... | | 05001 | 2 | Cardiac Cath | 1 in 90 mins | 0 | 2 | 100.0 | --- | --- | |
| Windsor | | 05089 | 1 | Cardiac Cath | 1 in 90 mins | 0 | 1 | 100.0 | --- | --- | |
| Woodstock | | 05091 | 1 | Cardiac Cath | 1 in 90 mins | 0 | 1 | 100.0 | --- | --- | |
| | | | | | | | | | | | |
| Grand Totals | | | | 333 | Cardiac Cath | 1 in 90 mins | 0 | 333 | 100.0 | --- | --- |
| | | | | 13 | Imaging/Radiology | 1 in 60 mins | 0 | 13 | 100.0 | 84.2 | 92.7 |
| | | | | 21 | Laboratories | 1 in 60 mins | 0 | 21 | 100.0 | 68.0 | 73.0 |



Invalid Census Information



Cigna Network Analysis

Cigna Behavioral Health Network

Created for...

Cigna Payer Solutions Vermont OAP

July 2021

Access Summary for All Employees With Access

July 2021

Created for...
Cigna Payer Solutions Vermont OAP

Access Analysis
VT State Access
Distance Method
Estimated Driving Distance
Employee Group
All Employees

Provider Group
Routine Office Based Mental Health and Substance Abuse Services
Outpatient Mental Health/Substance Abuse Services
Inpatient Mental Health
Intensive Outpatient
Partial Hospitalization
Inpatient MH/SA or Residential MH/SA

¹ Provider counts represent:
#: Provider access points
L: Unique provider locations

| Employees With Access | | | | | | | | | | |
|-----------------------|-----|----------------------------------|--------------|-----|-------------|-------|---------------------|------|--------------|--|
| Employee | | Provider | | | With Access | | Counts ¹ | | Average Time | |
| Group | # | Group | Standard | # | % | # | L | 1 | 2 | |
| All Employees | 333 | Routine Office Based Mental... | 1 in 30 mins | 333 | 100.0 | 2,672 | 799 | 1.7 | 2.3 | |
| | | Outpatient Mental Health/Sub... | 1 in 30 mins | 321 | 96.4 | 38 | 35 | 8.0 | 10.5 | |
| | | Inpatient Mental Health | 1 in 60 mins | 333 | 100.0 | 11 | 10 | 13.6 | 26.7 | |
| | | Intensive Outpatient | 1 in 60 mins | 333 | 100.0 | 33 | 30 | 9.0 | 12.9 | |
| | | Partial Hospitalization | 1 in 60 mins | 333 | 100.0 | 15 | 13 | 14.6 | 18.3 | |
| | | Inpatient MH/SA or Residentia... | 1 in 60 mins | 333 | 100.0 | 19 | 18 | 13.0 | 19.2 | |

| Key Geographic Areas | | | | | | | | | | | |
|----------------------|-------------------------------|--------------|-------------------------------|--------------|-------------------------------|--------------|---------------------|--------------|------|------|------|
| State Name | City | Employee # | Provider | | With Access | | Counts ¹ | Average Time | | | |
| | | | Group | Standard | # | % | | # | 1 | 2 | |
| Vermont | Colchester | 107 | Inpatient Mental Health | 1 in 60 mins | 107 | 100.0 | 0 | 5.5 | 8.2 | | |
| | | | Inpatient MH/SA or Residen... | 1 in 60 mins | 107 | 100.0 | 0 | 5.4 | 6.3 | | |
| | | | Intensive Outpatient | 1 in 60 mins | 107 | 100.0 | 0 | 1.9 | 4.3 | | |
| | | | Outpatient Mental Health/S... | 1 in 30 mins | 107 | 100.0 | 0 | 1.9 | 4.3 | | |
| | | | Partial Hospitalization | 1 in 60 mins | 107 | 100.0 | 0 | 5.7 | 5.7 | | |
| | | | Routine Office Based Menta... | 1 in 30 mins | 107 | 100.0 | 36 | 0.7 | 0.7 | | |
| | | | Castleton | 46 | Inpatient Mental Health | 1 in 60 mins | 46 | 100.0 | 0 | 12.6 | 48.4 |
| | | | | | Inpatient MH/SA or Residen... | 1 in 60 mins | 46 | 100.0 | 0 | 12.6 | 22.1 |
| | | | | | Intensive Outpatient | 1 in 60 mins | 46 | 100.0 | 0 | 12.6 | 12.7 |
| | Outpatient Mental Health/S... | 1 in 30 mins | | | 46 | 100.0 | 0 | 12.6 | 12.7 | | |
| | Partial Hospitalization | 1 in 60 mins | | | 46 | 100.0 | 0 | 12.6 | 13.2 | | |
| | Routine Office Based Menta... | 1 in 30 mins | | | 46 | 100.0 | 1 | 3.1 | 3.6 | | |
| | Johnson | 18 | | | Inpatient Mental Health | 1 in 60 mins | 18 | 100.0 | 0 | 34.4 | 38.6 |
| | | | | | Inpatient MH/SA or Residen... | 1 in 60 mins | 18 | 100.0 | 0 | 34.4 | 38.6 |
| | | | | | Intensive Outpatient | 1 in 60 mins | 18 | 100.0 | 0 | 29.9 | 30.7 |
| | | | Partial Hospitalization | 1 in 60 mins | 18 | 100.0 | 0 | 38.7 | 39.4 | | |
| | | | Routine Office Based Menta... | 1 in 30 mins | 18 | 100.0 | 5 | 1.9 | 2.2 | | |
| | | | Rutland | 12 | Inpatient Mental Health | 1 in 60 mins | 12 | 100.0 | 1 | 2.7 | 36.1 |
| | Inpatient MH/SA or Residen... | 1 in 60 mins | | | 12 | 100.0 | 1 | 2.7 | 12.1 | | |
| | Intensive Outpatient | 1 in 60 mins | | | 12 | 100.0 | 4 | 2.2 | 2.4 | | |
| | Outpatient Mental Health/S... | 1 in 30 mins | | | 12 | 100.0 | 4 | 2.2 | 2.4 | | |
| | Partial Hospitalization | 1 in 60 mins | | | 12 | 100.0 | 2 | 2.3 | 2.8 | | |
| | Routine Office Based Menta... | 1 in 30 mins | | | 12 | 100.0 | 132 | 1.1 | 1.4 | | |
| | Lyndonville | 11 | | | Inpatient Mental Health | 1 in 60 mins | 11 | 100.0 | 0 | 34.0 | 48.0 |
| Randolph Center | | | | | 1 in 60 mins | 11 | 100.0 | 0 | 20.9 | 33.3 | |
| Lyndonville | | | | | 1 in 60 mins | 11 | 100.0 | 0 | 34.0 | 43.2 | |
| Randolph Center | | | 1 in 60 mins | 11 | 100.0 | 0 | 20.9 | 25.0 | | | |
| Lyndonville | | | 1 in 60 mins | 11 | 100.0 | 0 | 10.5 | 31.8 | | | |
| Randolph Center | | | 1 in 60 mins | 11 | 100.0 | 0 | 7.7 | 20.6 | | | |
| Lyndonville | 11 | 11 | 100.0 | 0 | 8.5 | 10.6 | | | | | |



Accessibility Detail

Access Detail for All Employees With Access

July 2021

Created for...
Cigna Payer Solutions Vermont OAP

- Access Analysis
- VT State Access
- Distance Method
- Estimated Driving Distance
- Employee / Provider Groups
- All Employees
 - Routine Office Based Mental Health and Substance Abuse Services
 - Outpatient Mental Health/Substance Abuse Services
 - Inpatient Mental Health
 - Intensive Outpatient
 - Partial Hospitalization
 - Inpatient MH/SA or Residential MH/SA

| All Employees | | | | | | | | | | | | |
|---------------|------------|-----------|----------|-------------------------|-------------------------|-------------------------|--------------|-------------|-------|--------------|------|------|
| State Name | County | City | Zip Code | Employee | Provider | | Counts | With Access | | Average Time | | |
| | | | | # | Group | Standard | # | # | % | 1 | 2 | |
| Vermont | Addison | Bristol | 05443 | 1 | Routine Office Ba... | 1 in 30 mins | 9 | 1 | 100.0 | 0.5 | 0.5 | |
| | | | | | Outpatient Mental... | 1 in 30 mins | 0 | 1 | 100.0 | 10.4 | 27.3 | |
| | | | | | Inpatient Mental H... | 1 in 60 mins | 0 | 1 | 100.0 | 30.7 | 31.0 | |
| | | | | | Intensive Outpatient | 1 in 60 mins | 0 | 1 | 100.0 | 10.4 | 27.3 | |
| | | | | | Partial Hospitalizat... | 1 in 60 mins | 0 | 1 | 100.0 | 10.4 | 27.3 | |
| | | | | | Inpatient MH/SA o... | 1 in 60 mins | 0 | 1 | 100.0 | 10.4 | 30.7 | |
| | | Hinesburg | 05461 | | 1 | Routine Office Ba... | 1 in 30 mins | 0 | 1 | 100.0 | 5.0 | 5.7 |
| | | | | | | Outpatient Mental... | 1 in 30 mins | 0 | 1 | 100.0 | 13.7 | 16.0 |
| | | | | | | Inpatient Mental H... | 1 in 60 mins | 0 | 1 | 100.0 | 19.5 | 19.8 |
| | | | | | | Intensive Outpatient | 1 in 60 mins | 0 | 1 | 100.0 | 13.7 | 16.0 |
| | | | | | | Partial Hospitalizat... | 1 in 60 mins | 0 | 1 | 100.0 | 13.7 | 16.0 |
| | | | | | | Inpatient MH/SA o... | 1 in 60 mins | 0 | 1 | 100.0 | 13.7 | 19.5 |
| | Middlebury | 05753 | | 1 | Routine Office Ba... | 1 in 30 mins | 76 | 1 | 100.0 | 3.4 | 3.4 | |
| | | | | | Outpatient Mental... | 1 in 30 mins | 0 | 1 | 100.0 | 18.0 | 31.4 | |
| | | | | | Inpatient Mental H... | 1 in 60 mins | 0 | 1 | 100.0 | 34.4 | 44.2 | |
| | | | | | Intensive Outpatient | 1 in 60 mins | 0 | 1 | 100.0 | 18.0 | 31.4 | |
| | | | | | Partial Hospitalizat... | 1 in 60 mins | 0 | 1 | 100.0 | 18.0 | 34.4 | |
| | | | | | Inpatient MH/SA o... | 1 in 60 mins | 0 | 1 | 100.0 | 18.0 | 34.4 | |
| | Shoreham | 05770 | | 1 | Routine Office Ba... | 1 in 30 mins | 10 | 1 | 100.0 | 3.7 | 3.7 | |
| | | | | | Outpatient Mental... | 1 in 30 mins | 0 | 1 | 100.0 | 19.6 | 36.2 | |
| | | | | | Inpatient Mental H... | 1 in 60 mins | 0 | 1 | 100.0 | 39.0 | 45.4 | |
| | | | | | Intensive Outpatient | 1 in 60 mins | 0 | 1 | 100.0 | 19.6 | 36.2 | |
| | | | | | Partial Hospitalizat... | 1 in 60 mins | 0 | 1 | 100.0 | 19.6 | 39.0 | |
| | | | | | Inpatient MH/SA o... | 1 in 60 mins | 0 | 1 | 100.0 | 19.6 | 39.0 | |
| Whiting | 05778 | | 1 | Routine Office Ba... | 1 in 30 mins | 3 | 1 | 100.0 | 4.4 | 4.4 | | |
| | | | | Outpatient Mental... | 1 in 30 mins | 0 | 1 | 100.0 | 23.3 | 31.4 | | |
| | | | | Inpatient Mental H... | 1 in 60 mins | 0 | 1 | 100.0 | 31.4 | 50.5 | | |
| | | | | Intensive Outpatient | 1 in 60 mins | 0 | 1 | 100.0 | 23.3 | 31.4 | | |
| | | | | Partial Hospitalizat... | 1 in 60 mins | 0 | 1 | 100.0 | 23.3 | 31.4 | | |
| | | | | Inpatient MH/SA o... | 1 in 60 mins | 0 | 1 | 100.0 | 23.3 | 31.4 | | |
| Bennington | Bennington | | 05201 | 4 | Routine Office Ba... | 1 in 30 mins | 68 | 4 | 100.0 | 0.1 | 0.2 | |
| | | | | | Outpatient Mental... | 1 in 30 mins | 1 | 4 | 100.0 | 0.8 | 36.0 | |
| | | | | | Inpatient Mental H... | 1 in 60 mins | 1 | 4 | 100.0 | 0.8 | 36.0 | |
| | | | | | Intensive Outpatient | 1 in 60 mins | 1 | 4 | 100.0 | 0.8 | 36.0 | |
| | | | | | Partial Hospitalizat... | 1 in 60 mins | 1 | 4 | 100.0 | 0.8 | 36.0 | |
| | | | | | Inpatient MH/SA o... | 1 in 60 mins | 1 | 4 | 100.0 | 0.8 | 35.8 | |
| | Dorset | | | 05251 | 1 | Routine Office Ba... | 1 in 30 mins | 1 | 1 | 100.0 | 3.0 | 4.3 |
| | | | | | | Outpatient Mental... | 1 in 30 mins | 0 | 1 | 100.0 | 29.6 | 29.6 |
| | | | | | | Inpatient Mental H... | 1 in 60 mins | 0 | 1 | 100.0 | 29.6 | 30.4 |
| | | | | | | Intensive Outpatient | 1 in 60 mins | 0 | 1 | 100.0 | 29.6 | 29.6 |

Access Detail for All Employees With Access

July 2021

Created for...
Cigna Payer Solutions Vermont OAP

- Access Analysis
- VT State Access
- Distance Method
- Estimated Driving Distance
- Employee / Provider Groups
- All Employees
- Routine Office Based Mental Health and Substance Abuse Services
- Outpatient Mental Health/Substance Abuse Services
- Inpatient Mental Health
- Intensive Outpatient
- Partial Hospitalization
- Inpatient MH/SA or Residential MH/SA

| All Employees | | | | | | | | | | | | | | |
|-------------------------|-------------------------|--------------|-------------------------|-------------------------|-------------------------|--------------|----------------------|-----------------------|--------------|--------------|-------|-------|------|------|
| State Name | County | City | Zip Code | Employee | Provider | | Counts | With Access | | Average Time | | | | |
| | | | | # | Group | Standard | # | # | % | 1 | 2 | | | |
| Vermont | Bennington | Dorset | 05251 | 1 | Partial Hospitalizat... | 1 in 60 mins | 0 | 1 | 100.0 | 29.6 | 30.2 | | | |
| | | | | | Inpatient MH/SA o... | 1 in 60 mins | 0 | 1 | 100.0 | 21.2 | 29.6 | | | |
| | Caledonia | Barnet | 05821 | 1 | Routine Office Ba... | 1 in 30 mins | 1 | 1 | 100.0 | 2.4 | 8.4 | | | |
| | | | | | Outpatient Mental... | 1 in 30 mins | 0 | 1 | 100.0 | 14.8 | 15.8 | | | |
| | | | | | Inpatient Mental H... | 1 in 60 mins | 0 | 1 | 100.0 | 28.1 | 48.0 | | | |
| | | | | | Intensive Outpatient | 1 in 60 mins | 0 | 1 | 100.0 | 15.8 | 23.7 | | | |
| | | | | | Partial Hospitalizat... | 1 in 60 mins | 0 | 1 | 100.0 | 23.7 | 48.0 | | | |
| | | | | | Inpatient MH/SA o... | 1 in 60 mins | 0 | 1 | 100.0 | 23.7 | 28.1 | | | |
| | | | | | Lyndonville | 05851 | 11 | Routine Office Ba... | 1 in 30 mins | 9 | 11 | 100.0 | 1.9 | 2.4 |
| | | | | | | | | Outpatient Mental... | 1 in 30 mins | 0 | 11 | 100.0 | 8.5 | 10.6 |
| | | | | | | | | Inpatient Mental H... | 1 in 60 mins | 0 | 11 | 100.0 | 34.0 | 48.0 |
| | | | | | | | | Intensive Outpatient | 1 in 60 mins | 0 | 11 | 100.0 | 10.5 | 31.8 |
| | Partial Hospitalizat... | 1 in 60 mins | 0 | 11 | | | | 100.0 | 34.0 | 43.2 | | | | |
| | Inpatient MH/SA o... | 1 in 60 mins | 0 | 11 | | | | 100.0 | 34.0 | 43.2 | | | | |
| | Peacham | 05862 | 1 | Routine Office Ba... | | | | 1 in 30 mins | 0 | 1 | 100.0 | 1.2 | 6.9 | |
| | | | | Outpatient Mental... | | | | 1 in 30 mins | 0 | 1 | 100.0 | 16.3 | 17.1 | |
| | | | | Inpatient Mental H... | 1 in 60 mins | 0 | 1 | 100.0 | 26.9 | 46.8 | | | | |
| | | | | Intensive Outpatient | 1 in 60 mins | 0 | 1 | 100.0 | 17.1 | 23.7 | | | | |
| | | | | Partial Hospitalizat... | 1 in 60 mins | 0 | 1 | 100.0 | 23.7 | 46.8 | | | | |
| | | | | Inpatient MH/SA o... | 1 in 60 mins | 0 | 1 | 100.0 | 23.7 | 26.9 | | | | |
| | Saint Johnsb... | 05819 | 1 | Routine Office Ba... | 1 in 30 mins | 56 | 1 | 100.0 | 0.7 | 0.7 | | | | |
| | | | | Outpatient Mental... | 1 in 30 mins | 2 | 1 | 100.0 | 0.8 | 4.1 | | | | |
| | | | | Inpatient Mental H... | 1 in 60 mins | 0 | 1 | 100.0 | 39.6 | 41.6 | | | | |
| | | | | Intensive Outpatient | 1 in 60 mins | 1 | 1 | 100.0 | 4.1 | 36.9 | | | | |
| | | | | Partial Hospitalizat... | 1 in 60 mins | 0 | 1 | 100.0 | 36.9 | 39.6 | | | | |
| | | | | Inpatient MH/SA o... | 1 in 60 mins | 0 | 1 | 100.0 | 36.9 | 39.6 | | | | |
| | | | | Sutton | 05867 | 1 | Routine Office Ba... | 1 in 30 mins | 1 | 1 | 100.0 | 3.3 | 4.3 | |
| | | | | | | | Outpatient Mental... | 1 in 30 mins | 0 | 1 | 100.0 | 16.5 | 18.1 | |
| | Inpatient Mental H... | 1 in 60 mins | 0 | | | | 1 | 100.0 | 27.3 | 55.6 | | | | |
| | Intensive Outpatient | 1 in 60 mins | 0 | | | | 1 | 100.0 | 18.1 | 24.1 | | | | |
| Partial Hospitalizat... | 1 in 60 mins | 0 | 1 | | | | 100.0 | 27.3 | 51.3 | | | | | |
| Inpatient MH/SA o... | 1 in 60 mins | 0 | 1 | | | | 100.0 | 27.3 | 51.3 | | | | | |
| West Danville | 05873 | 1 | Routine Office Ba... | | | | 1 in 30 mins | 1 | 1 | 100.0 | 0.8 | 6.5 | | |
| | | | Outpatient Mental... | | | | 1 in 30 mins | 0 | 1 | 100.0 | 12.6 | 14.1 | | |
| | | | Inpatient Mental H... | 1 in 60 mins | 0 | 1 | 100.0 | 31.3 | 38.9 | | | | | |
| | | | Intensive Outpatient | 1 in 60 mins | 0 | 1 | 100.0 | 14.1 | 29.0 | | | | | |
| | | | Partial Hospitalizat... | 1 in 60 mins | 0 | 1 | 100.0 | 32.5 | 38.9 | | | | | |
| | | | Inpatient MH/SA o... | 1 in 60 mins | 0 | 1 | 100.0 | 31.3 | 32.5 | | | | | |
| | | | Chittenden | Burlington | 05401 | 7 | Routine Office Ba... | 1 in 30 mins | 485 | 7 | 100.0 | 0.4 | 0.4 | |
| | | | | | | | Outpatient Mental... | 1 in 30 mins | 5 | 7 | 100.0 | 0.9 | 1.2 | |

Access Detail for All Employees With Access

July 2021

Created for...
Cigna Payer Solutions Vermont OAP

- Access Analysis
- VT State Access
- Distance Method
- Estimated Driving Distance
- Employee / Provider Groups
- All Employees
- Routine Office Based Mental Health and Substance Abuse Services
- Outpatient Mental Health/Substance Abuse Services
- Inpatient Mental Health
- Intensive Outpatient
- Partial Hospitalization
- Inpatient MH/SA or Residential MH/SA

| All Employees | | | | | | | | | | | | |
|---------------|----------------|------------|----------|-------------------------|-------------------------|-------------------------|--------------|-------------|-------|--------------|------|-----|
| State Name | County | City | Zip Code | Employee | Provider | | Counts | With Access | | Average Time | | |
| | | | | # | Group | Standard | # | # | % | 1 | 2 | |
| Vermont | Chittenden | Burlington | 05401 | 7 | Inpatient Mental H... | 1 in 60 mins | 2 | 7 | 100.0 | 1.3 | 3.0 | |
| | | | | | Intensive Outpatient | 1 in 60 mins | 5 | 7 | 100.0 | 0.9 | 1.2 | |
| | | | | | Partial Hospitalizat... | 1 in 60 mins | 3 | 7 | 100.0 | 1.2 | 1.9 | |
| | | | 05408 | Inpatient MH/SA o... | 1 in 60 mins | 3 | 7 | 100.0 | 0.9 | 2.0 | | |
| | | | | Routine Office Ba... | 1 in 30 mins | 6 | 3 | 100.0 | 0.7 | 1.4 | | |
| | | | | Outpatient Mental... | 1 in 30 mins | 0 | 3 | 100.0 | 6.6 | 6.6 | | |
| | | Colchester | 05439 | Inpatient Mental H... | 1 in 60 mins | 0 | 3 | 100.0 | 7.0 | 7.3 | | |
| | | | | Intensive Outpatient | 1 in 60 mins | 0 | 3 | 100.0 | 6.6 | 6.6 | | |
| | | | | Partial Hospitalizat... | 1 in 60 mins | 0 | 3 | 100.0 | 6.6 | 6.6 | | |
| | | | 05446 | Inpatient MH/SA o... | 1 in 60 mins | 0 | 3 | 100.0 | 5.9 | 7.0 | | |
| | | | | Routine Office Ba... | 1 in 30 mins | 0 | 96 | 100.0 | 0.7 | 0.7 | | |
| | | | | Outpatient Mental... | 1 in 30 mins | 0 | 96 | 100.0 | 1.5 | 4.1 | | |
| | Essex Junction | 05452 | 05446 | 11 | Inpatient Mental H... | 1 in 60 mins | 0 | 96 | 100.0 | 5.3 | 8.1 | |
| | | | | | Intensive Outpatient | 1 in 60 mins | 0 | 96 | 100.0 | 1.5 | 4.1 | |
| | | | | | Partial Hospitalizat... | 1 in 60 mins | 0 | 96 | 100.0 | 5.6 | 5.6 | |
| | | | 05446 | Inpatient MH/SA o... | 1 in 60 mins | 0 | 96 | 100.0 | 5.3 | 6.2 | | |
| | | | | Routine Office Ba... | 1 in 30 mins | 36 | 11 | 100.0 | 1.1 | 1.3 | | |
| | | | | Outpatient Mental... | 1 in 30 mins | 0 | 11 | 100.0 | 5.5 | 6.4 | | |
| | | Hinesburg | 05461 | 05452 | 2 | Inpatient Mental H... | 1 in 60 mins | 0 | 11 | 100.0 | 7.0 | 8.9 |
| | | | | | | Intensive Outpatient | 1 in 60 mins | 0 | 11 | 100.0 | 5.5 | 6.4 |
| | | | | | | Partial Hospitalizat... | 1 in 60 mins | 0 | 11 | 100.0 | 7.1 | 7.1 |
| | | | 05452 | Inpatient MH/SA o... | 1 in 60 mins | 0 | 11 | 100.0 | 6.7 | 7.6 | | |
| | | | | Routine Office Ba... | 1 in 30 mins | 66 | 2 | 100.0 | 1.1 | 1.1 | | |
| | | | | Outpatient Mental... | 1 in 30 mins | 1 | 2 | 100.0 | 1.6 | 4.1 | | |
| Huntington | 05462 | 05461 | 3 | Inpatient Mental H... | 1 in 60 mins | 0 | 2 | 100.0 | 5.6 | 8.5 | | |
| | | | | Intensive Outpatient | 1 in 60 mins | 1 | 2 | 100.0 | 1.6 | 4.1 | | |
| | | | | Partial Hospitalizat... | 1 in 60 mins | 0 | 2 | 100.0 | 5.9 | 5.9 | | |
| | 05461 | 05462 | 3 | 3 | Inpatient MH/SA o... | 1 in 60 mins | 0 | 2 | 100.0 | 5.6 | 6.5 | |
| | | | | | Routine Office Ba... | 1 in 30 mins | 3 | 3 | 100.0 | 2.2 | 2.9 | |
| | | | | | Outpatient Mental... | 1 in 30 mins | 0 | 3 | 100.0 | 15.0 | 15.7 | |
| | 05462 | 05462 | 1 | 1 | Inpatient Mental H... | 1 in 60 mins | 0 | 3 | 100.0 | 18.9 | 19.0 | |
| | | | | | Intensive Outpatient | 1 in 60 mins | 0 | 3 | 100.0 | 15.0 | 15.7 | |
| | | | | | Partial Hospitalizat... | 1 in 60 mins | 0 | 3 | 100.0 | 15.0 | 17.8 | |
| 05462 | 05462 | 1 | 1 | Inpatient MH/SA o... | 1 in 60 mins | 0 | 3 | 100.0 | 17.5 | 18.9 | | |
| | | | | Routine Office Ba... | 1 in 30 mins | 1 | 1 | 100.0 | 4.2 | 4.8 | | |
| | | | | Outpatient Mental... | 1 in 30 mins | 0 | 1 | 100.0 | 18.9 | 19.5 | | |
| 05462 | 05462 | 1 | 1 | Inpatient Mental H... | 1 in 60 mins | 0 | 1 | 100.0 | 22.9 | 23.4 | | |
| | | | | Intensive Outpatient | 1 in 60 mins | 0 | 1 | 100.0 | 18.9 | 19.5 | | |
| | | | | Partial Hospitalizat... | 1 in 60 mins | 0 | 1 | 100.0 | 18.9 | 22.9 | | |
| 05462 | 05462 | 1 | 1 | Inpatient MH/SA o... | 1 in 60 mins | 0 | 1 | 100.0 | 22.9 | 23.4 | | |

Access Detail for All Employees With Access

July 2021

Created for...
Cigna Payer Solutions Vermont OAP

- Access Analysis
- VT State Access
- Distance Method
- Estimated Driving Distance
- Employee / Provider Groups
- All Employees
- Routine Office Based Mental Health and Substance Abuse Services
- Outpatient Mental Health/Substance Abuse Services
- Inpatient Mental Health
- Intensive Outpatient
- Partial Hospitalization
- Inpatient MH/SA or Residential MH/SA

| All Employees | | | | | | | | | | | |
|-------------------------|-----------------------|------------------|-------------------------|-------------------------|-------------------------|--------------|----------------------|--------------|-------|--------------|-------|
| State Name | County | City | Zip Code | Employee | Provider | | Counts | With Access | | Average Time | |
| | | | | # | Group | Standard | # | # | % | 1 | 2 |
| Vermont | Chittenden | Jericho | 05465 | 1 | Routine Office Ba... | 1 in 30 mins | 4 | 1 | 100.0 | 2.0 | 2.7 |
| | | | | | Outpatient Mental... | 1 in 30 mins | 0 | 1 | 100.0 | 10.8 | 13.0 |
| | | | | | Inpatient Mental H... | 1 in 60 mins | 0 | 1 | 100.0 | 14.6 | 16.6 |
| | | | | | Intensive Outpatient | 1 in 60 mins | 0 | 1 | 100.0 | 10.8 | 13.0 |
| | | | | | Partial Hospitalizat... | 1 in 60 mins | 0 | 1 | 100.0 | 14.8 | 14.8 |
| | | South Burling... | 05403 | 7 | Routine Office Ba... | 1 in 30 mins | 160 | 7 | 100.0 | 0.3 | 0.5 |
| | | | | | Outpatient Mental... | 1 in 30 mins | 2 | 7 | 100.0 | 1.6 | 2.8 |
| | | | | | Inpatient Mental H... | 1 in 60 mins | 0 | 7 | 100.0 | 3.4 | 4.6 |
| | | | | | Intensive Outpatient | 1 in 60 mins | 2 | 7 | 100.0 | 1.6 | 2.8 |
| | | | | | Partial Hospitalizat... | 1 in 60 mins | 1 | 7 | 100.0 | 2.5 | 3.7 |
| | Underhill | 05489 | 1 | Routine Office Ba... | 1 in 30 mins | 1 | 1 | 100.0 | 5.1 | 6.1 | |
| | | | | Outpatient Mental... | 1 in 30 mins | 0 | 1 | 100.0 | 17.0 | 19.6 | |
| | | | | Inpatient Mental H... | 1 in 60 mins | 0 | 1 | 100.0 | 23.8 | 26.5 | |
| | | | | Intensive Outpatient | 1 in 60 mins | 0 | 1 | 100.0 | 17.0 | 19.6 | |
| | | | | Partial Hospitalizat... | 1 in 60 mins | 0 | 1 | 100.0 | 24.1 | 24.1 | |
| | | | | Inpatient MH/SA o... | 1 in 60 mins | 0 | 1 | 100.0 | 23.8 | 24.6 | |
| | Waterbury | 05676 | 1 | Routine Office Ba... | 1 in 30 mins | 0 | 1 | 100.0 | 6.7 | 7.4 | |
| | | | | Outpatient Mental... | 1 in 30 mins | 0 | 1 | 100.0 | 22.2 | 23.0 | |
| | | | | Inpatient Mental H... | 1 in 60 mins | 0 | 1 | 100.0 | 25.6 | 26.5 | |
| | | | | Intensive Outpatient | 1 in 60 mins | 0 | 1 | 100.0 | 22.2 | 23.0 | |
| | | | | Partial Hospitalizat... | 1 in 60 mins | 0 | 1 | 100.0 | 23.0 | 26.5 | |
| | | | | Inpatient MH/SA o... | 1 in 60 mins | 0 | 1 | 100.0 | 25.6 | 26.5 | |
| | | | | Williston | 05495 | 3 | Routine Office Ba... | 1 in 30 mins | 43 | 3 | 100.0 |
| | Outpatient Mental... | 1 in 30 mins | 0 | | | | 3 | 100.0 | 6.1 | 6.9 | |
| | Inpatient Mental H... | 1 in 60 mins | 0 | | | | 3 | 100.0 | 8.1 | 8.6 | |
| | Intensive Outpatient | 1 in 60 mins | 0 | | | | 3 | 100.0 | 6.1 | 6.9 | |
| Partial Hospitalizat... | 1 in 60 mins | 0 | 3 | | | | 100.0 | 8.2 | 8.6 | | |
| Inpatient MH/SA o... | 1 in 60 mins | 0 | 3 | | | | 100.0 | 8.1 | 8.6 | | |
| Winooski | 05404 | 4 | Routine Office Ba... | 1 in 30 mins | 18 | 4 | 100.0 | 0.6 | 0.6 | | |
| | | | Outpatient Mental... | 1 in 30 mins | 0 | 4 | 100.0 | 2.5 | 2.5 | | |
| | | | Inpatient Mental H... | 1 in 60 mins | 0 | 4 | 100.0 | 2.1 | 6.1 | | |
| | | | Intensive Outpatient | 1 in 60 mins | 0 | 4 | 100.0 | 2.5 | 2.5 | | |
| | | | Partial Hospitalizat... | 1 in 60 mins | 0 | 4 | 100.0 | 2.5 | 2.5 | | |
| | | | Inpatient MH/SA o... | 1 in 60 mins | 0 | 4 | 100.0 | 2.1 | 3.4 | | |
| Essex | Canaan | 05903 | 1 | Routine Office Ba... | 1 in 30 mins | 3 | 1 | 100.0 | 6.0 | 6.0 | |
| | | | | Outpatient Mental... | 1 in 30 mins | 0 | 1 | 100.0 | 27.7 | 31.7 | |
| | | | | Inpatient Mental H... | 1 in 60 mins | 0 | 1 | 100.0 | 31.7 | 87.8 | |
| | | | | Intensive Outpatient | 1 in 60 mins | 0 | 1 | 100.0 | 27.7 | 31.7 | |

Access Detail for All Employees With Access

July 2021

Created for...
Cigna Payer Solutions Vermont OAP

- Access Analysis
- VT State Access
- Distance Method
- Estimated Driving Distance
- Employee / Provider Groups
- All Employees
- Routine Office Based Mental Health and Substance Abuse Services
- Outpatient Mental Health/Substance Abuse Services
- Inpatient Mental Health
- Intensive Outpatient
- Partial Hospitalization
- Inpatient MH/SA or Residential MH/SA

| All Employees | | | | | | | | | | | | | | |
|-----------------------|-------------------------|-----------|----------|-------------------------|-------------------------|--------------|----------------------|-----------------------|--------------|--------------|-------|-------|------|------|
| State Name | County | City | Zip Code | Employee | Provider | | Counts | With Access | | Average Time | | | | |
| | | | | # | Group | Standard | # | # | % | 1 | 2 | | | |
| Vermont | Essex | Canaan | 05903 | 1 | Partial Hospitalizat... | 1 in 60 mins | 0 | 1 | 100.0 | 31.7 | 84.0 | | | |
| | | | | | Inpatient MH/SA o... | 1 in 60 mins | 0 | 1 | 100.0 | 31.7 | 84.0 | | | |
| | | Concord | 05824 | 1 | Routine Office Ba... | 1 in 30 mins | 3 | 1 | 100.0 | 2.2 | 2.2 | | | |
| | | | | | Outpatient Mental... | 1 in 30 mins | 0 | 1 | 100.0 | 4.2 | 5.2 | | | |
| | | | | | Inpatient Mental H... | 1 in 60 mins | 0 | 1 | 100.0 | 43.9 | 44.6 | | | |
| | | | | | Intensive Outpatient | 1 in 60 mins | 0 | 1 | 100.0 | 4.2 | 40.1 | | | |
| | | | | | Partial Hospitalizat... | 1 in 60 mins | 0 | 1 | 100.0 | 40.1 | 43.9 | | | |
| | | | | | Inpatient MH/SA o... | 1 in 60 mins | 0 | 1 | 100.0 | 40.1 | 43.9 | | | |
| | | Lunenburg | 05906 | 1 | Routine Office Ba... | 1 in 30 mins | 0 | 1 | 100.0 | 15.7 | 15.7 | | | |
| | | | | | Outpatient Mental... | 1 in 30 mins | 0 | 1 | 100.0 | 21.2 | 21.8 | | | |
| | | | | | Inpatient Mental H... | 1 in 60 mins | 0 | 1 | 100.0 | 51.9 | 58.5 | | | |
| | | | | | Intensive Outpatient | 1 in 60 mins | 0 | 1 | 100.0 | 21.2 | 48.2 | | | |
| | Partial Hospitalizat... | | | | 1 in 60 mins | 0 | 1 | 100.0 | 51.9 | 55.4 | | | | |
| | Inpatient MH/SA o... | | | | 1 in 60 mins | 0 | 1 | 100.0 | 51.9 | 55.4 | | | | |
| | Franklin | Cambridge | 05444 | 1 | Routine Office Ba... | 1 in 30 mins | 1 | 1 | 100.0 | 2.4 | 2.5 | | | |
| | | | | | Outpatient Mental... | 1 in 30 mins | 0 | 1 | 100.0 | 15.0 | 15.7 | | | |
| | | | | | Inpatient Mental H... | 1 in 60 mins | 0 | 1 | 100.0 | 27.6 | 30.1 | | | |
| | | | | | Intensive Outpatient | 1 in 60 mins | 0 | 1 | 100.0 | 15.0 | 20.2 | | | |
| | | | | | Partial Hospitalizat... | 1 in 60 mins | 0 | 1 | 100.0 | 27.9 | 27.9 | | | |
| | | | | | Inpatient MH/SA o... | 1 in 60 mins | 0 | 1 | 100.0 | 27.6 | 28.5 | | | |
| | | | | | Fairfax | 05454 | 3 | Routine Office Ba... | 1 in 30 mins | 1 | 3 | 100.0 | 2.1 | 5.2 |
| | | | | | | | | Outpatient Mental... | 1 in 30 mins | 0 | 3 | 100.0 | 11.8 | 12.4 |
| | | | | | | | | Inpatient Mental H... | 1 in 60 mins | 0 | 3 | 100.0 | 25.4 | 28.0 |
| | | | | | | | | Intensive Outpatient | 1 in 60 mins | 0 | 3 | 100.0 | 11.8 | 18.3 |
| | Saint Albans | 05478 | 3 | Partial Hospitalizat... | 1 in 60 mins | 0 | 3 | 100.0 | 25.7 | 25.7 | | | | |
| | | | | Inpatient MH/SA o... | 1 in 60 mins | 0 | 3 | 100.0 | 25.4 | 26.3 | | | | |
| | | | | Routine Office Ba... | 1 in 30 mins | 128 | 3 | 100.0 | 1.8 | 2.2 | | | | |
| | | | | Outpatient Mental... | 1 in 30 mins | 2 | 3 | 100.0 | 3.4 | 4.4 | | | | |
| Inpatient Mental H... | | | | 1 in 60 mins | 0 | 3 | 100.0 | 33.5 | 35.8 | | | | | |
| Intensive Outpatient | | | | 1 in 60 mins | 1 | 3 | 100.0 | 3.5 | 26.6 | | | | | |
| Grand Isle | Grand Isle | 05458 | 2 | Partial Hospitalizat... | 1 in 60 mins | 0 | 3 | 100.0 | 33.7 | 33.7 | | | | |
| | | | | Inpatient MH/SA o... | 1 in 60 mins | 0 | 3 | 100.0 | 33.5 | 34.2 | | | | |
| | | | | Routine Office Ba... | 1 in 30 mins | 0 | 2 | 100.0 | 3.5 | 4.1 | | | | |
| | | | | Outpatient Mental... | 1 in 30 mins | 0 | 2 | 100.0 | 17.6 | 19.2 | | | | |
| | | | | Inpatient Mental H... | 1 in 60 mins | 0 | 2 | 100.0 | 22.4 | 22.6 | | | | |
| | | | | Intensive Outpatient | 1 in 60 mins | 0 | 2 | 100.0 | 19.2 | 22.0 | | | | |
| | | | | Partial Hospitalizat... | 1 in 60 mins | 0 | 2 | 100.0 | 22.1 | 22.1 | | | | |
| | | | | Inpatient MH/SA o... | 1 in 60 mins | 0 | 2 | 100.0 | 21.5 | 22.4 | | | | |
| | | | | North Hero | 05474 | 1 | Routine Office Ba... | 1 in 30 mins | 0 | 1 | 100.0 | 4.9 | 10.0 | |
| | | | | | | | Outpatient Mental... | 1 in 30 mins | 0 | 1 | 100.0 | 13.5 | 13.9 | |

Access Detail for All Employees With Access

July 2021

Created for...
Cigna Payer Solutions Vermont OAP

- Access Analysis
- VT State Access
- Distance Method
- Estimated Driving Distance
- Employee / Provider Groups
- All Employees
- Routine Office Based Mental Health and Substance Abuse Services
- Outpatient Mental Health/Substance Abuse Services
- Inpatient Mental Health
- Intensive Outpatient
- Partial Hospitalization
- Inpatient MH/SA or Residential MH/SA

| All Employees | | | | | | | | | | | |
|-------------------------|-------------|----------------|-------------------------|-------------------------|-------------------------|--------------|--------|-------------|-------|--------------|------|
| State Name | County | City | Zip Code | Employee | Provider | | Counts | With Access | | Average Time | |
| | | | | # | Group | Standard | # | # | % | 1 | 2 |
| Vermont | Grand Isle | North Hero | 05474 | 1 | Inpatient Mental H... | 1 in 60 mins | 0 | 1 | 100.0 | 32.7 | 33.7 |
| | | | | | Intensive Outpatient | 1 in 60 mins | 0 | 1 | 100.0 | 13.9 | 30.4 |
| | | | | | Partial Hospitalizat... | 1 in 60 mins | 0 | 1 | 100.0 | 32.6 | 32.6 |
| | | | | | Inpatient MH/SA o... | 1 in 60 mins | 0 | 1 | 100.0 | 32.4 | 32.7 |
| | | | | | Routine Office Ba... | 1 in 30 mins | 3 | 1 | 100.0 | 0.3 | 0.8 |
| | | South Hero | 05486 | 1 | Outpatient Mental... | 1 in 30 mins | 0 | 1 | 100.0 | 18.6 | 18.6 |
| | | | Inpatient Mental H... | | 1 in 60 mins | 0 | 1 | 100.0 | 18.8 | 18.9 | |
| | | | Intensive Outpatient | | 1 in 60 mins | 0 | 1 | 100.0 | 18.6 | 18.6 | |
| | | | Partial Hospitalizat... | | 1 in 60 mins | 0 | 1 | 100.0 | 18.6 | 18.6 | |
| | | | Inpatient MH/SA o... | | 1 in 60 mins | 0 | 1 | 100.0 | 18.0 | 18.8 | |
| | Lamoille | Eden | 05652 | 1 | Routine Office Ba... | 1 in 30 mins | 1 | 1 | 100.0 | 4.3 | 6.0 |
| | | | | | Inpatient Mental H... | 1 in 60 mins | 0 | 1 | 100.0 | 36.3 | 36.5 |
| | | | | | Intensive Outpatient | 1 in 60 mins | 0 | 1 | 100.0 | 30.9 | 33.4 |
| | | | | | Partial Hospitalizat... | 1 in 60 mins | 0 | 1 | 100.0 | 36.3 | 47.1 |
| | | | | | Inpatient MH/SA o... | 1 in 60 mins | 0 | 1 | 100.0 | 36.3 | 36.5 |
| | | Jeffersonville | 05464 | 1 | Routine Office Ba... | 1 in 30 mins | 18 | 1 | 100.0 | 0.2 | 0.2 |
| | | | | | Outpatient Mental... | 1 in 30 mins | 0 | 1 | 100.0 | 24.1 | 24.4 |
| | | | | | Inpatient Mental H... | 1 in 60 mins | 0 | 1 | 100.0 | 32.2 | 34.8 |
| | | | | | Intensive Outpatient | 1 in 60 mins | 0 | 1 | 100.0 | 24.1 | 24.9 |
| | | | | | Partial Hospitalizat... | 1 in 60 mins | 0 | 1 | 100.0 | 32.5 | 32.5 |
| | | Johnson | 05656 | 18 | Inpatient MH/SA o... | 1 in 60 mins | 0 | 1 | 100.0 | 32.2 | 33.0 |
| | | | | | Routine Office Ba... | 1 in 30 mins | 5 | 18 | 100.0 | 1.9 | 2.2 |
| | | | | | Outpatient Mental... | 1 in 30 mins | 0 | 7 | 38.9 | 28.7 | 29.4 |
| | | | | | Inpatient Mental H... | 1 in 60 mins | 0 | 18 | 100.0 | 34.4 | 38.6 |
| | | | | | Intensive Outpatient | 1 in 60 mins | 0 | 18 | 100.0 | 29.9 | 30.7 |
| | Morrisville | 05661 | 4 | Partial Hospitalizat... | 1 in 60 mins | 0 | 18 | 100.0 | 38.7 | 39.4 | |
| | | | | Inpatient MH/SA o... | 1 in 60 mins | 0 | 18 | 100.0 | 34.4 | 38.6 | |
| | | | | Routine Office Ba... | 1 in 30 mins | 130 | 4 | 100.0 | 1.3 | 1.3 | |
| | | | | Outpatient Mental... | 1 in 30 mins | 0 | 4 | 100.0 | 22.1 | 25.4 | |
| | | | | Inpatient Mental H... | 1 in 60 mins | 0 | 4 | 100.0 | 25.2 | 38.3 | |
| Intensive Outpatient | | | | 1 in 60 mins | 0 | 4 | 100.0 | 22.1 | 25.4 | | |
| Partial Hospitalizat... | | | | 1 in 60 mins | 0 | 4 | 100.0 | 38.6 | 38.6 | | |
| Stowe | 05672 | 1 | Inpatient MH/SA o... | 1 in 60 mins | 0 | 4 | 100.0 | 25.2 | 38.3 | | |
| | | | Routine Office Ba... | 1 in 30 mins | 44 | 1 | 100.0 | 0.0 | 1.6 | | |
| | | | Outpatient Mental... | 1 in 30 mins | 0 | 1 | 100.0 | 22.4 | 23.6 | | |
| | | | Inpatient Mental H... | 1 in 60 mins | 0 | 1 | 100.0 | 26.7 | 28.3 | | |
| | | | Intensive Outpatient | 1 in 60 mins | 0 | 1 | 100.0 | 22.4 | 23.6 | | |
| Waterville | 05492 | 1 | Partial Hospitalizat... | 1 in 60 mins | 0 | 1 | 100.0 | 28.5 | 28.5 | | |
| | | | Inpatient MH/SA o... | 1 in 60 mins | 0 | 1 | 100.0 | 26.7 | 28.3 | | |
| | | | Routine Office Ba... | 1 in 30 mins | 1 | 1 | 100.0 | 1.7 | 8.1 | | |

Access Detail for All Employees With Access

July 2021

Created for...
Cigna Payer Solutions Vermont OAP

- Access Analysis
- VT State Access
- Distance Method
- Estimated Driving Distance
- Employee / Provider Groups
- All Employees
- Routine Office Based Mental Health and Substance Abuse Services
- Outpatient Mental Health/Substance Abuse Services
- Inpatient Mental Health
- Intensive Outpatient
- Partial Hospitalization
- Inpatient MH/SA or Residential MH/SA

| All Employees | | | | | | | | | | | | | | | |
|---------------|----------|------------|----------|-------------------------|-------------------------|--------------|--------|-------------|-------------------------|--------------|------|-------|-------|------|------|
| State Name | County | City | Zip Code | Employee | Provider | | Counts | With Access | | Average Time | | | | | |
| | | | | # | Group | Standard | # | # | % | 1 | 2 | | | | |
| Vermont | Lamoille | Waterville | 05492 | 1 | Outpatient Mental... | 1 in 30 mins | 0 | 1 | 100.0 | 22.2 | 22.6 | | | | |
| | | | | | Inpatient Mental H... | 1 in 60 mins | 0 | 1 | 100.0 | 40.5 | 41.5 | | | | |
| | | | | | Intensive Outpatient | 1 in 60 mins | 0 | 1 | 100.0 | 22.2 | 32.6 | | | | |
| | | | | | Partial Hospitalizat... | 1 in 60 mins | 0 | 1 | 100.0 | 40.8 | 40.8 | | | | |
| | | | | | Inpatient MH/SA o... | 1 in 60 mins | 0 | 1 | 100.0 | 40.5 | 41.1 | | | | |
| | | | | | Wolcott | 05680 | | 1 | Routine Office Ba... | 1 in 30 mins | 2 | 1 | 100.0 | 2.2 | 2.2 |
| | | | | | | | | | Outpatient Mental... | 1 in 30 mins | 0 | 1 | 100.0 | 23.2 | 25.0 |
| | | | | | | | | | Inpatient Mental H... | 1 in 60 mins | 0 | 1 | 100.0 | 25.5 | 41.5 |
| | | | | | | | | | Intensive Outpatient | 1 in 60 mins | 0 | 1 | 100.0 | 23.2 | 25.6 |
| | | | | | | | | | Partial Hospitalizat... | 1 in 60 mins | 0 | 1 | 100.0 | 41.5 | 42.6 |
| | Orange | Chelsea | 05038 | 2 | | | | | Routine Office Ba... | 1 in 30 mins | 0 | 2 | 100.0 | 6.0 | 9.9 |
| | | | | | | | | | Outpatient Mental... | 1 in 30 mins | 0 | 2 | 100.0 | 15.3 | 17.5 |
| | | | | | | | | | Inpatient Mental H... | 1 in 60 mins | 0 | 2 | 100.0 | 21.3 | 29.5 |
| | | | | | | | | | Intensive Outpatient | 1 in 60 mins | 0 | 2 | 100.0 | 15.3 | 17.5 |
| | | | | | | | | | Partial Hospitalizat... | 1 in 60 mins | 0 | 2 | 100.0 | 17.3 | 29.5 |
| | | | | | East Thetford | 05043 | | 1 | Routine Office Ba... | 1 in 30 mins | 2 | 1 | 100.0 | 1.0 | 1.0 |
| | | | | | | | | | Outpatient Mental... | 1 in 30 mins | 0 | 1 | 100.0 | 16.1 | 16.3 |
| | | | | | | | | | Inpatient Mental H... | 1 in 60 mins | 0 | 1 | 100.0 | 17.4 | 17.4 |
| | | | | | | | | | Intensive Outpatient | 1 in 60 mins | 0 | 1 | 100.0 | 16.1 | 16.3 |
| | | | | | | | | | Partial Hospitalizat... | 1 in 60 mins | 0 | 1 | 100.0 | 16.3 | 17.4 |
| | Fairlee | 05045 | | 1 | | | | | Routine Office Ba... | 1 in 30 mins | 0 | 1 | 100.0 | 6.0 | 6.0 |
| | | | | | | | | | Outpatient Mental... | 1 in 30 mins | 0 | 1 | 100.0 | 8.1 | 8.5 |
| | | | | | | | | | Inpatient Mental H... | 1 in 60 mins | 0 | 1 | 100.0 | 24.8 | 24.8 |
| | | | | | | | | | Intensive Outpatient | 1 in 60 mins | 0 | 1 | 100.0 | 8.1 | 8.5 |
| | | | | | | | | | Partial Hospitalizat... | 1 in 60 mins | 0 | 1 | 100.0 | 8.5 | 24.8 |
| | | | | | Randolph Ce... | 05061 | | 11 | Routine Office Ba... | 1 in 30 mins | 0 | 11 | 100.0 | 2.5 | 3.9 |
| | | | | | | | | | Outpatient Mental... | 1 in 30 mins | 0 | 11 | 100.0 | 7.7 | 19.9 |
| | | | | | | | | | Inpatient Mental H... | 1 in 60 mins | 0 | 11 | 100.0 | 20.9 | 33.3 |
| | | | | | | | | | Intensive Outpatient | 1 in 60 mins | 0 | 11 | 100.0 | 7.7 | 20.6 |
| | | | | | | | | | Partial Hospitalizat... | 1 in 60 mins | 0 | 11 | 100.0 | 25.0 | 33.3 |
| Topsham | 05076 | | 1 | Routine Office Ba... | | | | | 1 in 30 mins | 0 | 1 | 100.0 | 4.8 | 4.8 | |
| | | | | Outpatient Mental... | | | | | 1 in 30 mins | 0 | 1 | 100.0 | 11.0 | 16.6 | |
| | | | | Inpatient Mental H... | | | | | 1 in 60 mins | 0 | 1 | 100.0 | 23.2 | 37.2 | |
| | | | | Intensive Outpatient | | | | | 1 in 60 mins | 0 | 1 | 100.0 | 11.0 | 16.6 | |
| | | | | Partial Hospitalizat... | | | | | 1 in 60 mins | 0 | 1 | 100.0 | 11.0 | 37.2 | |

Access Detail for All Employees With Access

July 2021

Created for...
Cigna Payer Solutions Vermont OAP

- Access Analysis
- VT State Access
- Distance Method
- Estimated Driving Distance
- Employee / Provider Groups
- All Employees
 - Routine Office Based Mental Health and Substance Abuse Services
 - Outpatient Mental Health/Substance Abuse Services
 - Inpatient Mental Health
 - Intensive Outpatient
 - Partial Hospitalization
 - Inpatient MH/SA or Residential MH/SA

| All Employees | | | | | | | | | | | | | |
|---------------|--------|--------------|------------|-------------------------|-------------------------|-------------------------|----------------------|--------------|-------|--------------|-------|------|-----|
| State Name | County | City | Zip Code | Employee | Provider | | Counts | With Access | | Average Time | | | |
| | | | | # | Group | Standard | # | # | % | 1 | 2 | | |
| Vermont | Orange | Topsham | 05076 | 1 | Inpatient MH/SA o... | 1 in 60 mins | 0 | 1 | 100.0 | 11.0 | 23.2 | | |
| | | West Fairlee | 05083 | 1 | Routine Office Ba... | 1 in 30 mins | 0 | 1 | 100.0 | 9.4 | 9.4 | | |
| | | | | | | Outpatient Mental... | 1 in 30 mins | 0 | 1 | 100.0 | 11.3 | 11.6 | |
| | | | | | | Inpatient Mental H... | 1 in 60 mins | 0 | 1 | 100.0 | 22.1 | 22.1 | |
| | | | | | | Intensive Outpatient | 1 in 60 mins | 0 | 1 | 100.0 | 11.3 | 11.6 | |
| | | | | | | Partial Hospitalizat... | 1 in 60 mins | 0 | 1 | 100.0 | 11.6 | 22.1 | |
| | | | | | | Inpatient MH/SA o... | 1 in 60 mins | 0 | 1 | 100.0 | 11.6 | 22.1 | |
| | | | | Williamstown | 05679 | 2 | Routine Office Ba... | 1 in 30 mins | 2 | 2 | 100.0 | 2.1 | 2.1 |
| | | | | | | Outpatient Mental... | 1 in 30 mins | 0 | 2 | 100.0 | 7.4 | 8.2 | |
| | | | | | | Inpatient Mental H... | 1 in 60 mins | 0 | 2 | 100.0 | 8.6 | 41.6 | |
| | | | | | Intensive Outpatient | 1 in 60 mins | 0 | 2 | 100.0 | 7.9 | 8.9 | | |
| | | | | | Partial Hospitalizat... | 1 in 60 mins | 0 | 2 | 100.0 | 26.0 | 39.2 | | |
| | | | | | Inpatient MH/SA o... | 1 in 60 mins | 0 | 2 | 100.0 | 8.6 | 26.0 | | |
| | | Orleans | Barton | 05822 | 1 | Routine Office Ba... | 1 in 30 mins | 2 | 1 | 100.0 | 0.3 | 3.8 | |
| | | | | | | Outpatient Mental... | 1 in 30 mins | 0 | 1 | 100.0 | 13.8 | 15.4 | |
| | | | | | | Inpatient Mental H... | 1 in 60 mins | 0 | 1 | 100.0 | 13.8 | 51.6 | |
| | | | | | | Intensive Outpatient | 1 in 60 mins | 0 | 1 | 100.0 | 13.8 | 16.9 | |
| | | | | | | Partial Hospitalizat... | 1 in 60 mins | 0 | 1 | 100.0 | 13.8 | 56.7 | |
| | | | | | | Inpatient MH/SA o... | 1 in 60 mins | 0 | 1 | 100.0 | 13.8 | 51.6 | |
| | | | | Craftsbury C... | 05827 | 1 | Routine Office Ba... | 1 in 30 mins | 12 | 1 | 100.0 | 1.5 | 1.6 |
| | | | | | | Outpatient Mental... | 1 in 30 mins | 0 | 1 | 100.0 | 27.7 | 27.7 | |
| | | | | | | Inpatient Mental H... | 1 in 60 mins | 0 | 1 | 100.0 | 27.7 | 38.5 | |
| | | | | | | Intensive Outpatient | 1 in 60 mins | 0 | 1 | 100.0 | 27.7 | 32.0 | |
| | | | | | Partial Hospitalizat... | 1 in 60 mins | 0 | 1 | 100.0 | 27.7 | 52.4 | | |
| | | | | | Inpatient MH/SA o... | 1 in 60 mins | 0 | 1 | 100.0 | 27.7 | 38.5 | | |
| | | | Derby Line | 05830 | 1 | Routine Office Ba... | 1 in 30 mins | 2 | 1 | 100.0 | 0.4 | 0.9 | |
| | | | | | Outpatient Mental... | 1 in 30 mins | 0 | 1 | 100.0 | 4.6 | 8.6 | | |
| | | | | | Inpatient Mental H... | 1 in 60 mins | 0 | 1 | 100.0 | 8.7 | 68.1 | | |
| | | | | | Intensive Outpatient | 1 in 60 mins | 0 | 1 | 100.0 | 4.6 | 8.7 | | |
| | | | | | Partial Hospitalizat... | 1 in 60 mins | 0 | 1 | 100.0 | 8.7 | 75.7 | | |
| | | | | Inpatient MH/SA o... | 1 in 60 mins | 0 | 1 | 100.0 | 8.7 | 68.1 | | | |
| | | Irasburg | 05845 | 2 | Routine Office Ba... | 1 in 30 mins | 0 | 2 | 100.0 | 6.2 | 6.5 | | |
| | | | | Outpatient Mental... | 1 in 30 mins | 0 | 2 | 100.0 | 18.1 | 18.2 | | | |
| | | | | Inpatient Mental H... | 1 in 60 mins | 0 | 2 | 100.0 | 18.1 | 47.2 | | | |
| | | | | Intensive Outpatient | 1 in 60 mins | 0 | 2 | 100.0 | 18.1 | 22.7 | | | |
| | | | | Partial Hospitalizat... | 1 in 60 mins | 0 | 2 | 100.0 | 18.1 | 58.5 | | | |
| | | | | Inpatient MH/SA o... | 1 in 60 mins | 0 | 2 | 100.0 | 18.1 | 47.2 | | | |
| | | Newport | 05855 | 1 | Routine Office Ba... | 1 in 30 mins | 30 | 1 | 100.0 | 0.6 | 0.6 | | |
| | | | | Outpatient Mental... | 1 in 30 mins | 2 | 1 | 100.0 | 1.0 | 1.2 | | | |
| | | | | Inpatient Mental H... | 1 in 60 mins | 1 | 1 | 100.0 | 1.0 | 61.5 | | | |

Access Detail for All Employees With Access

July 2021

Created for...
Cigna Payer Solutions Vermont OAP

- Access Analysis
- VT State Access
- Distance Method
- Estimated Driving Distance
- Employee / Provider Groups
- All Employees
- Routine Office Based Mental Health and Substance Abuse Services
- Outpatient Mental Health/Substance Abuse Services
- Inpatient Mental Health
- Intensive Outpatient
- Partial Hospitalization
- Inpatient MH/SA or Residential MH/SA

| All Employees | | | | | | | | | | | | |
|---------------|-----------|-------------------------|-----------------------|-------------------------|-------------------------|-----------------------|--------------|-------------|-------|--------------|------|------|
| State Name | County | City | Zip Code | Employee | Provider | | Counts | With Access | | Average Time | | |
| | | | | # | Group | Standard | # | # | % | 1 | 2 | |
| Vermont | Rutland | Killington | 05751 | 3 | Outpatient Mental... | 1 in 30 mins | 0 | 3 | 100.0 | 13.2 | 13.4 | |
| | | | | | Inpatient Mental H... | 1 in 60 mins | 0 | 3 | 100.0 | 13.8 | 26.3 | |
| | | | | | Intensive Outpatient | 1 in 60 mins | 0 | 3 | 100.0 | 13.2 | 13.4 | |
| | | | | Partial Hospitalizat... | 1 in 60 mins | 0 | 3 | 100.0 | 13.2 | 13.8 | | |
| | | | | Inpatient MH/SA o... | 1 in 60 mins | 0 | 3 | 100.0 | 13.8 | 23.0 | | |
| | | | | Routine Office Ba... | 1 in 30 mins | 0 | 1 | 100.0 | 1.8 | 2.0 | | |
| | | North Claren... | 05759 | 1 | Outpatient Mental... | 1 in 30 mins | 0 | 1 | 100.0 | 2.6 | 3.1 | |
| | | | | | Inpatient Mental H... | 1 in 60 mins | 0 | 1 | 100.0 | 3.7 | 37.4 | |
| | | | | | Intensive Outpatient | 1 in 60 mins | 0 | 1 | 100.0 | 2.6 | 3.1 | |
| | | | | Partial Hospitalizat... | 1 in 60 mins | 0 | 1 | 100.0 | 3.1 | 3.7 | | |
| | | | | Inpatient MH/SA o... | 1 in 60 mins | 0 | 1 | 100.0 | 3.7 | 8.0 | | |
| | | | | Routine Office Ba... | 1 in 30 mins | 0 | 1 | 100.0 | 4.0 | 4.5 | | |
| | Pittsford | 05763 | 1 | Outpatient Mental... | 1 in 30 mins | 0 | 1 | 100.0 | 6.0 | 6.2 | | |
| | | | | Inpatient Mental H... | 1 in 60 mins | 0 | 1 | 100.0 | 6.0 | 37.7 | | |
| | | | | Intensive Outpatient | 1 in 60 mins | 0 | 1 | 100.0 | 6.0 | 6.2 | | |
| | | | | Partial Hospitalizat... | 1 in 60 mins | 0 | 1 | 100.0 | 6.0 | 6.5 | | |
| | | | | Inpatient MH/SA o... | 1 in 60 mins | 0 | 1 | 100.0 | 6.0 | 16.4 | | |
| | | | | Routine Office Ba... | 1 in 30 mins | 1 | 4 | 100.0 | 1.0 | 6.9 | | |
| | | | Poultney | 05764 | 4 | Outpatient Mental... | 1 in 30 mins | 0 | 4 | 100.0 | 19.7 | 19.7 |
| | | | | | | Inpatient Mental H... | 1 in 60 mins | 0 | 4 | 100.0 | 19.7 | 48.4 |
| | | | | | | Intensive Outpatient | 1 in 60 mins | 0 | 4 | 100.0 | 19.7 | 19.7 |
| | | | | | Partial Hospitalizat... | 1 in 60 mins | 0 | 4 | 100.0 | 19.7 | 20.2 | |
| | | | | | Inpatient MH/SA o... | 1 in 60 mins | 0 | 4 | 100.0 | 16.2 | 19.7 | |
| | | | | | Routine Office Ba... | 1 in 30 mins | 132 | 12 | 100.0 | 1.1 | 1.4 | |
| | Rutland | 05701 | 12 | Outpatient Mental... | 1 in 30 mins | 4 | 12 | 100.0 | 2.2 | 2.4 | | |
| | | | | Inpatient Mental H... | 1 in 60 mins | 1 | 12 | 100.0 | 2.7 | 36.1 | | |
| | | | | Intensive Outpatient | 1 in 60 mins | 4 | 12 | 100.0 | 2.2 | 2.4 | | |
| | | | | Partial Hospitalizat... | 1 in 60 mins | 2 | 12 | 100.0 | 2.3 | 2.8 | | |
| | | | | Inpatient MH/SA o... | 1 in 60 mins | 1 | 12 | 100.0 | 2.7 | 12.1 | | |
| | | | | Routine Office Ba... | 1 in 30 mins | 97 | 1 | 100.0 | 1.8 | 2.5 | | |
| Washington | | | Barre | 1 | Outpatient Mental... | 1 in 30 mins | 3 | 1 | 100.0 | 3.1 | 3.8 | |
| | | | | | Inpatient Mental H... | 1 in 60 mins | 0 | 1 | 100.0 | 6.6 | 44.0 | |
| | | | | | Intensive Outpatient | 1 in 60 mins | 2 | 1 | 100.0 | 3.1 | 6.2 | |
| | | | | Partial Hospitalizat... | 1 in 60 mins | 0 | 1 | 100.0 | 28.1 | 44.0 | | |
| | | | | Inpatient MH/SA o... | 1 in 60 mins | 0 | 1 | 100.0 | 6.6 | 28.1 | | |
| | | | | Routine Office Ba... | 1 in 30 mins | 0 | 1 | 100.0 | 5.0 | 6.4 | | |
| Cabot | 05647 | 1 | Outpatient Mental... | 1 in 30 mins | 0 | 1 | 100.0 | 16.9 | 18.1 | | | |
| | | | Inpatient Mental H... | 1 in 60 mins | 0 | 1 | 100.0 | 27.2 | 41.2 | | | |
| | | | Intensive Outpatient | 1 in 60 mins | 0 | 1 | 100.0 | 18.1 | 25.0 | | | |
| | | Partial Hospitalizat... | 1 in 60 mins | 0 | 1 | 100.0 | 33.3 | 41.2 | | | | |

Access Detail for All Employees With Access

July 2021

Created for...
Cigna Payer Solutions Vermont OAP

- Access Analysis
- VT State Access
- Distance Method
- Estimated Driving Distance
- Employee / Provider Groups
- All Employees
- Routine Office Based Mental Health and Substance Abuse Services
- Outpatient Mental Health/Substance Abuse Services
- Inpatient Mental Health
- Intensive Outpatient
- Partial Hospitalization
- Inpatient MH/SA or Residential MH/SA

| All Employees | | | | | | | | | | | | | | | | |
|---------------|-----------------------|-----------------|-------------------------|--------------|-------------------------|-------------------------|-------------------------|----------------------|--------------|----------------------|--------------|-------|-------|-------|------|-----|
| State Name | County | City | Zip Code | Employee | Provider | | Counts | With Access | | Average Time | | | | | | |
| | | | | # | Group | Standard | # | # | % | 1 | 2 | | | | | |
| Vermont | Washington | Cabot | 05647 | 1 | Inpatient MH/SA o... | 1 in 60 mins | 0 | 1 | 100.0 | 27.2 | 33.3 | | | | | |
| | | | | 1 | Routine Office Ba... | 1 in 30 mins | 1 | 1 | 100.0 | 2.7 | 2.7 | | | | | |
| | | East Montpelier | 05651 | | | Outpatient Mental... | 1 in 30 mins | 0 | 1 | 100.0 | 2.7 | 4.2 | | | | |
| | | | | | | Inpatient Mental H... | 1 in 60 mins | 0 | 1 | 100.0 | 5.2 | 47.3 | | | | |
| | | | | | | Intensive Outpatient | 1 in 60 mins | 0 | 1 | 100.0 | 4.2 | 5.2 | | | | |
| | | | | | | Partial Hospitalizat... | 1 in 60 mins | 0 | 1 | 100.0 | 32.1 | 43.0 | | | | |
| | | | | | | Inpatient MH/SA o... | 1 in 60 mins | 0 | 1 | 100.0 | 5.2 | 32.1 | | | | |
| | | | | Montpelier | 05602 | 1 | Routine Office Ba... | 1 in 30 mins | 179 | 1 | 100.0 | 1.3 | 1.3 | | | |
| | | | Outpatient Mental... | | | | 1 in 30 mins | 2 | 1 | 100.0 | 1.9 | 2.1 | | | | |
| | | | Inpatient Mental H... | | | | 1 in 60 mins | 1 | 1 | 100.0 | 1.5 | 49.3 | | | | |
| | | | Intensive Outpatient | | | | 1 in 60 mins | 1 | 1 | 100.0 | 1.9 | 2.1 | | | | |
| | | | Partial Hospitalizat... | | | | 1 in 60 mins | 0 | 1 | 100.0 | 34.9 | 38.4 | | | | |
| | | | Inpatient MH/SA o... | | | | 1 in 60 mins | 1 | 1 | 100.0 | 1.5 | 34.9 | | | | |
| | | | | | | | Moretown | 05660 | 1 | Routine Office Ba... | 1 in 30 mins | 0 | 1 | 100.0 | 4.6 | 5.3 |
| | | | Outpatient Mental... | | | | | | | 1 in 30 mins | 0 | 1 | 100.0 | 12.3 | 14.4 | |
| | | | Inpatient Mental H... | | | | | | | 1 in 60 mins | 0 | 1 | 100.0 | 13.9 | 39.0 | |
| | | | Intensive Outpatient | | | | | | | 1 in 60 mins | 0 | 1 | 100.0 | 12.3 | 14.4 | |
| | | | | | | | Partial Hospitalizat... | 1 in 60 mins | 0 | 1 | 100.0 | 27.8 | 35.2 | | | |
| | | | | | | | Inpatient MH/SA o... | 1 in 60 mins | 0 | 1 | 100.0 | 13.9 | 27.8 | | | |
| | | | | Northfield | 05663 | 2 | Routine Office Ba... | 1 in 30 mins | 4 | 2 | 100.0 | 2.9 | 3.1 | | | |
| | | | Outpatient Mental... | | | | 1 in 30 mins | 0 | 2 | 100.0 | 8.8 | 10.0 | | | | |
| | | | Inpatient Mental H... | | | | 1 in 60 mins | 0 | 2 | 100.0 | 9.9 | 46.7 | | | | |
| | | | Intensive Outpatient | | | | 1 in 60 mins | 0 | 2 | 100.0 | 10.0 | 10.9 | | | | |
| | | | Partial Hospitalizat... | | | | 1 in 60 mins | 0 | 2 | 100.0 | 31.5 | 34.8 | | | | |
| | | | Inpatient MH/SA o... | | | | 1 in 60 mins | 0 | 2 | 100.0 | 9.9 | 31.5 | | | | |
| | | | | Waitsfield | 05673 | 2 | Routine Office Ba... | 1 in 30 mins | 6 | 2 | 100.0 | 1.3 | 1.3 | | | |
| | | | Outpatient Mental... | | | | 1 in 30 mins | 0 | 2 | 100.0 | 14.3 | 15.0 | | | | |
| | | | Inpatient Mental H... | | | | 1 in 60 mins | 0 | 2 | 100.0 | 14.9 | 42.2 | | | | |
| | | | Intensive Outpatient | | | | 1 in 60 mins | 0 | 2 | 100.0 | 15.0 | 16.6 | | | | |
| | | | Partial Hospitalizat... | | | | 1 in 60 mins | 0 | 2 | 100.0 | 24.5 | 38.5 | | | | |
| | Inpatient MH/SA o... | 1 in 60 mins | 0 | | | | 2 | 100.0 | 14.9 | 24.5 | | | | | | |
| | | Waterbury | 05676 | | | | 2 | Routine Office Ba... | 1 in 30 mins | 17 | 2 | 100.0 | 1.6 | 1.7 | | |
| | Outpatient Mental... | | | | | | | 1 in 30 mins | 0 | 2 | 100.0 | 13.6 | 17.5 | | | |
| | Inpatient Mental H... | | | 1 in 60 mins | 0 | 2 | | 100.0 | 17.0 | 35.3 | | | | | | |
| | Intensive Outpatient | | | 1 in 60 mins | 0 | 2 | | 100.0 | 13.6 | 17.5 | | | | | | |
| | | | | | Partial Hospitalizat... | 1 in 60 mins | 0 | 2 | 100.0 | 32.0 | 34.2 | | | | | |
| | | | | | Inpatient MH/SA o... | 1 in 60 mins | 0 | 2 | 100.0 | 17.0 | 34.2 | | | | | |
| | | Waterbury C... | 05677 | 1 | Routine Office Ba... | 1 in 30 mins | 2 | 1 | 100.0 | 0.4 | 3.7 | | | | | |
| | Outpatient Mental... | | | | 1 in 30 mins | 0 | 1 | 100.0 | 15.0 | 18.5 | | | | | | |
| | Inpatient Mental H... | | | | 1 in 60 mins | 0 | 1 | 100.0 | 18.2 | 34.3 | | | | | | |

Access Detail for All Employees With Access

July 2021

Created for...
Cigna Payer Solutions Vermont OAP

- Access Analysis
- VT State Access
- Distance Method
- Estimated Driving Distance
- Employee / Provider Groups
- All Employees
- Routine Office Based Mental Health and Substance Abuse Services
- Outpatient Mental Health/Substance Abuse Services
- Inpatient Mental Health
- Intensive Outpatient
- Partial Hospitalization
- Inpatient MH/SA or Residential MH/SA

| All Employees | | | | | | | | | | | | | | | |
|-------------------------|-------------------------|----------------|----------|-------------------------|-------------------------|----------------------|--------------|-------------------------|--------------|--------------|------|----------------------|--------------|------|------|
| State Name | County | City | Zip Code | Employee | Provider | | Counts | With Access | | Average Time | | | | | |
| | | | | # | Group | Standard | # | # | % | 1 | 2 | | | | |
| Vermont | Washington | Waterbury C... | 05677 | 1 | Intensive Outpatient | 1 in 60 mins | 0 | 1 | 100.0 | 15.0 | 18.5 | | | | |
| | | | | | Partial Hospitalizat... | 1 in 60 mins | 0 | 1 | 100.0 | 31.9 | 34.3 | | | | |
| | | | | | Inpatient MH/SA o... | 1 in 60 mins | 0 | 1 | 100.0 | 18.2 | 34.3 | | | | |
| | Windham | Brattleboro | 05301 | 2 | Routine Office Ba... | 1 in 30 mins | 211 | 2 | 100.0 | 0.5 | 0.5 | | | | |
| | | | | | Outpatient Mental... | 1 in 30 mins | 4 | 2 | 100.0 | 2.8 | 2.8 | | | | |
| | | | | | Inpatient Mental H... | 1 in 60 mins | 2 | 2 | 100.0 | 2.8 | 4.0 | | | | |
| | | | | | Intensive Outpatient | 1 in 60 mins | 4 | 2 | 100.0 | 2.8 | 2.8 | | | | |
| | | | | | Partial Hospitalizat... | 1 in 60 mins | 3 | 2 | 100.0 | 2.8 | 4.0 | | | | |
| | | | | | Inpatient MH/SA o... | 1 in 60 mins | 6 | 2 | 100.0 | 2.8 | 2.8 | | | | |
| | | | | | Londonderry | 05148 | 1 | Routine Office Ba... | 1 in 30 mins | 2 | 1 | 100.0 | 1.5 | 1.5 | |
| | | | | | | | | Outpatient Mental... | 1 in 30 mins | 0 | 1 | 100.0 | 22.4 | 26.2 | |
| | | | | | | | | Inpatient Mental H... | 1 in 60 mins | 0 | 1 | 100.0 | 26.2 | 32.9 | |
| | | | | | | | | Intensive Outpatient | 1 in 60 mins | 0 | 1 | 100.0 | 22.4 | 26.2 | |
| | | | | | | | | Partial Hospitalizat... | 1 in 60 mins | 0 | 1 | 100.0 | 32.5 | 32.9 | |
| | | | | | | | | Inpatient MH/SA o... | 1 in 60 mins | 0 | 1 | 100.0 | 24.0 | 26.2 | |
| | | | | | | | | Windsor | Bethel | 05032 | 1 | Routine Office Ba... | 1 in 30 mins | 4 | 1 |
| | | | | | Outpatient Mental... | 1 in 30 mins | 0 | | | | | 1 | 100.0 | 11.1 | 25.3 |
| | Inpatient Mental H... | 1 in 60 mins | 0 | 1 | 100.0 | 25.3 | 25.3 | | | | | | | | |
| | Intensive Outpatient | 1 in 60 mins | 0 | 1 | 100.0 | 11.1 | 25.3 | | | | | | | | |
| | Partial Hospitalizat... | 1 in 60 mins | 0 | 1 | 100.0 | 25.3 | 25.3 | | | | | | | | |
| | Inpatient MH/SA o... | 1 in 60 mins | 0 | 1 | 100.0 | 25.3 | 25.3 | | | | | | | | |
| | North Pomfret | 05053 | 1 | Routine Office Ba... | 1 in 30 mins | 0 | 1 | | | | | 100.0 | 3.2 | 7.0 | |
| | | | | Outpatient Mental... | 1 in 30 mins | 0 | 1 | 100.0 | 15.6 | 15.6 | | | | | |
| | | | | Inpatient Mental H... | 1 in 60 mins | 0 | 1 | 100.0 | 15.6 | 15.6 | | | | | |
| | | | | Intensive Outpatient | 1 in 60 mins | 0 | 1 | 100.0 | 15.6 | 15.6 | | | | | |
| | | | | Partial Hospitalizat... | 1 in 60 mins | 0 | 1 | 100.0 | 15.6 | 15.6 | | | | | |
| | | | | Inpatient MH/SA o... | 1 in 60 mins | 0 | 1 | 100.0 | 15.6 | 15.6 | | | | | |
| Quechee | | | | 05059 | 1 | Routine Office Ba... | 1 in 30 mins | 1 | 1 | 100.0 | 0.6 | 3.8 | | | |
| | Outpatient Mental... | 1 in 30 mins | 0 | | | 1 | 100.0 | 5.7 | 5.7 | | | | | | |
| | Inpatient Mental H... | 1 in 60 mins | 0 | | | 1 | 100.0 | 5.7 | 5.7 | | | | | | |
| | Intensive Outpatient | 1 in 60 mins | 0 | | | 1 | 100.0 | 5.7 | 5.7 | | | | | | |
| | Partial Hospitalizat... | 1 in 60 mins | 0 | | | 1 | 100.0 | 5.7 | 5.7 | | | | | | |
| | Inpatient MH/SA o... | 1 in 60 mins | 0 | | | 1 | 100.0 | 5.7 | 5.7 | | | | | | |
| | South Royalton | 05068 | 2 | | | Routine Office Ba... | 1 in 30 mins | 7 | 2 | 100.0 | 1.6 | 2.3 | | | |
| Outpatient Mental... | | | | 1 in 30 mins | 0 | 2 | 100.0 | 14.7 | 22.7 | | | | | | |
| Inpatient Mental H... | | | | 1 in 60 mins | 0 | 2 | 100.0 | 22.7 | 22.7 | | | | | | |
| Intensive Outpatient | | | | 1 in 60 mins | 0 | 2 | 100.0 | 14.7 | 22.7 | | | | | | |
| Partial Hospitalizat... | | | | 1 in 60 mins | 0 | 2 | 100.0 | 22.7 | 22.7 | | | | | | |
| Inpatient MH/SA o... | | | | 1 in 60 mins | 0 | 2 | 100.0 | 22.7 | 22.7 | | | | | | |
| Springfield | | | | 05156 | 2 | Routine Office Ba... | 1 in 30 mins | 45 | 2 | 100.0 | 0.3 | 0.4 | | | |

Access Detail for All Employees With Access

July 2021

Created for...
Cigna Payer Solutions Vermont OAP

Access Analysis
VT State Access
Distance Method
Estimated Driving Distance
Employee / Provider Groups
All Employees
Routine Office Based Mental Health and Substance Abuse Services
Outpatient Mental Health/Substance Abuse Services
Inpatient Mental Health
Intensive Outpatient
Partial Hospitalization
Inpatient MH/SA or Residential MH/SA

| All Employees | | | | | | | | | | | | |
|---------------|---------|-------------------------|-------------------------|-------------------------|-----------------------|----------------------|--------------|----------------------|--------------|--------------|------|-------|
| State Name | County | City | Zip Code | Employee | Provider | | Counts | With Access | | Average Time | | |
| | | | | # | Group | Standard | # | # | % | 1 | 2 | |
| Vermont | Windsor | Springfield | 05156 | 2 | Outpatient Mental... | 1 in 30 mins | 1 | 2 | 100.0 | 3.6 | 14.1 | |
| | | | | | Inpatient Mental H... | 1 in 60 mins | 0 | 2 | 100.0 | 14.1 | 31.6 | |
| | | | | Intensive Outpatient | 1 in 60 mins | 1 | 2 | 100.0 | 3.6 | 14.1 | | |
| | | | | Partial Hospitalizat... | 1 in 60 mins | 0 | 2 | 100.0 | 31.6 | 31.6 | | |
| | | | | Inpatient MH/SA o... | 1 in 60 mins | 0 | 2 | 100.0 | 14.1 | 31.6 | | |
| | | White River J... | 05001 | 2 | Routine Office Ba... | 1 in 30 mins | 26 | 2 | 100.0 | 0.5 | 0.6 | |
| | | | | | Outpatient Mental... | 1 in 30 mins | 1 | 2 | 100.0 | 0.6 | 1.1 | |
| | | | | Inpatient Mental H... | 1 in 60 mins | 1 | 2 | 100.0 | 1.1 | 1.1 | | |
| | | | | Intensive Outpatient | 1 in 60 mins | 1 | 2 | 100.0 | 0.6 | 1.1 | | |
| | | | | Partial Hospitalizat... | 1 in 60 mins | 1 | 2 | 100.0 | 1.1 | 1.1 | | |
| | Windsor | 05089 | 1 | Routine Office Ba... | 1 in 30 mins | 8 | 1 | 100.0 | 1.3 | 1.3 | | |
| | | | | Outpatient Mental... | 1 in 30 mins | 0 | 1 | 100.0 | 16.1 | 16.8 | | |
| | | | Inpatient Mental H... | 1 in 60 mins | 0 | 1 | 100.0 | 16.8 | 16.8 | | | |
| | | | Intensive Outpatient | 1 in 60 mins | 0 | 1 | 100.0 | 16.1 | 16.8 | | | |
| | | | Partial Hospitalizat... | 1 in 60 mins | 0 | 1 | 100.0 | 16.8 | 16.8 | | | |
| | | | Inpatient MH/SA o... | 1 in 60 mins | 0 | 1 | 100.0 | 16.8 | 16.8 | | | |
| | | | Woodstock | 05091 | 1 | Routine Office Ba... | 1 in 30 mins | 7 | 1 | 100.0 | 0.3 | 0.3 |
| | | | | | | Outpatient Mental... | 1 in 30 mins | 0 | 1 | 100.0 | 11.8 | 11.8 |
| | | | | | Inpatient Mental H... | 1 in 60 mins | 0 | 1 | 100.0 | 11.8 | 11.8 | |
| | | | | | Intensive Outpatient | 1 in 60 mins | 0 | 1 | 100.0 | 11.8 | 11.8 | |
| | | | Grand Totals | | | | 333 | Routine Office Ba... | 1 in 30 mins | 2,242 | 333 | 100.0 |
| | 332 | Outpatient Mental... | | | | | 1 in 30 mins | 30 | 321 | 96.7 | 8.0 | 10.5 |
| | 333 | Inpatient Mental H... | | | | | 1 in 60 mins | 9 | 333 | 100.0 | 13.6 | 26.7 |
| | | Intensive Outpatient | | | | | 1 in 60 mins | 25 | 333 | 100.0 | 9.0 | 12.9 |
| | | Partial Hospitalizat... | | | | | 1 in 60 mins | 12 | 333 | 100.0 | 14.6 | 18.3 |
| | | Inpatient MH/SA o... | | | | | 1 in 60 mins | 14 | 333 | 100.0 | 13.0 | 19.2 |



Invalid Census Information



Cigna Network Analysis

Cigna Behavioral Health Network

Created for...

Cigna Payer Solutions Vermont OAP

July 2021

Cigna Network Analysis
Provider Map

July 2021

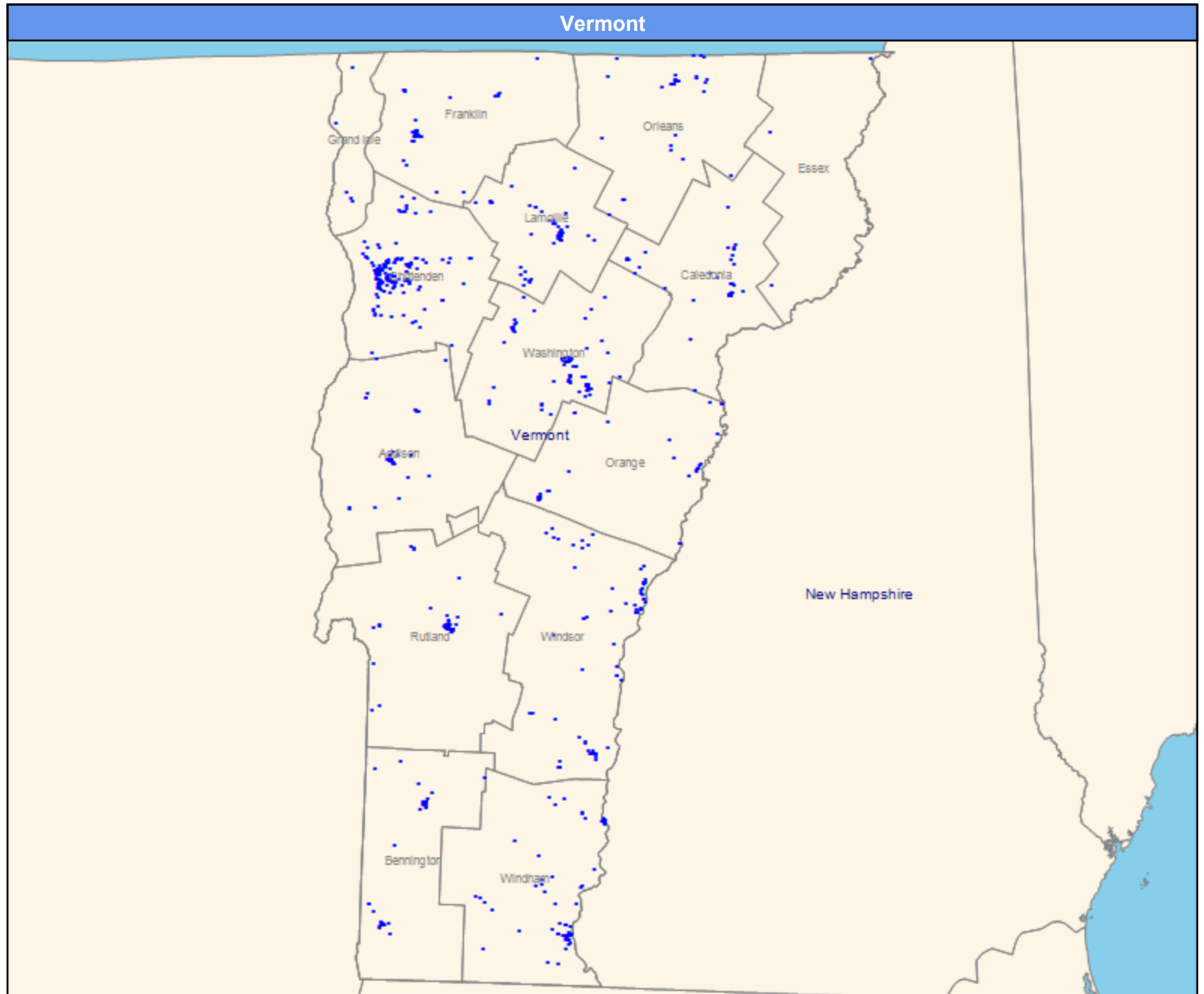
Created for...
Cigna Payer Solutions Vermont OAP

Routine Office Based Mental Health and
Substance Abuse Services

1,834 providers at 799 locations

■ All providers

24.43 miles



July 2021

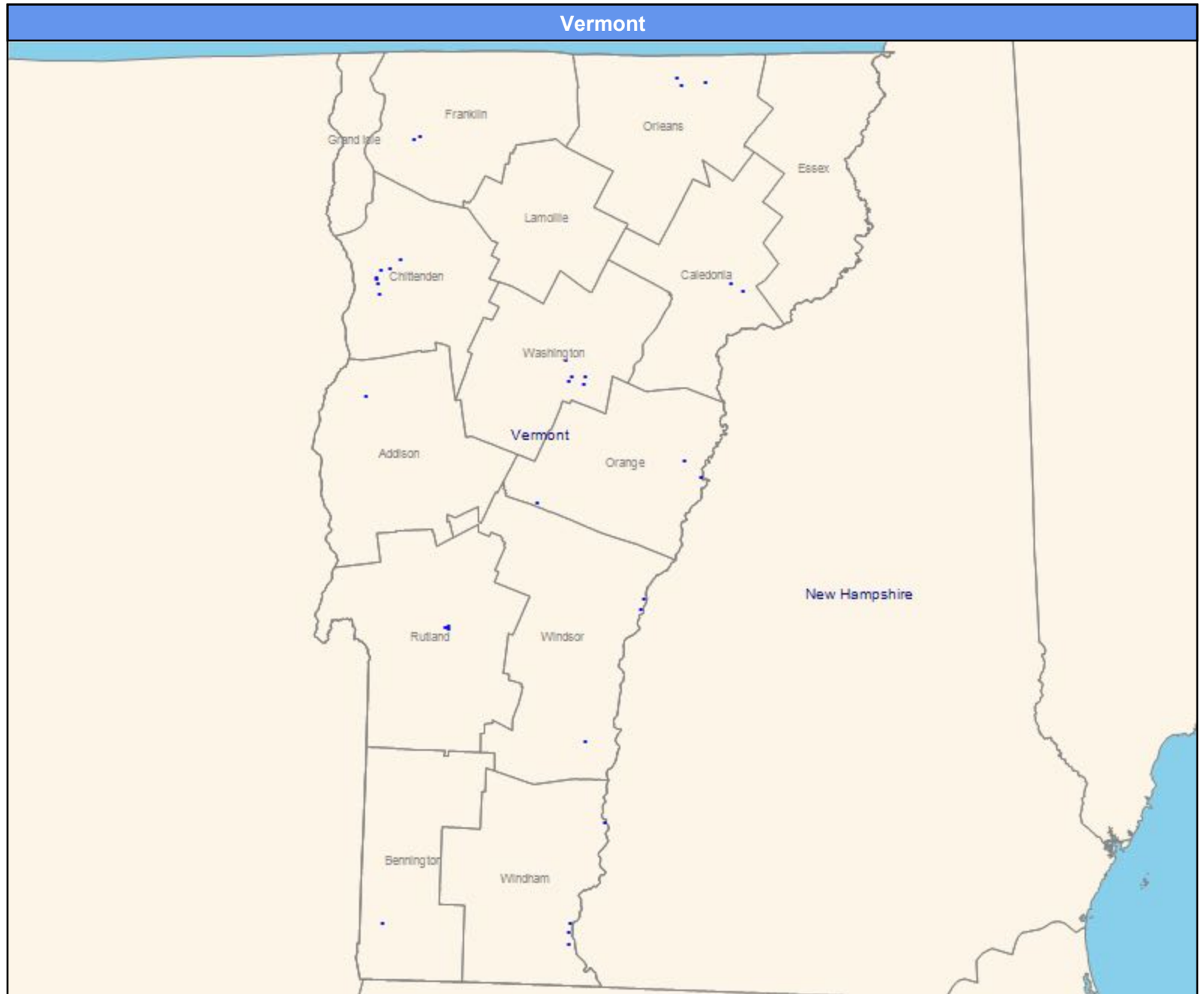
Created for...
Cigna Payer Solutions Vermont OAP

Outpatient Mental Health/Substance
Abuse Services

26 facilities at 35 locations

■ All facilities

24.43 miles



July 2021

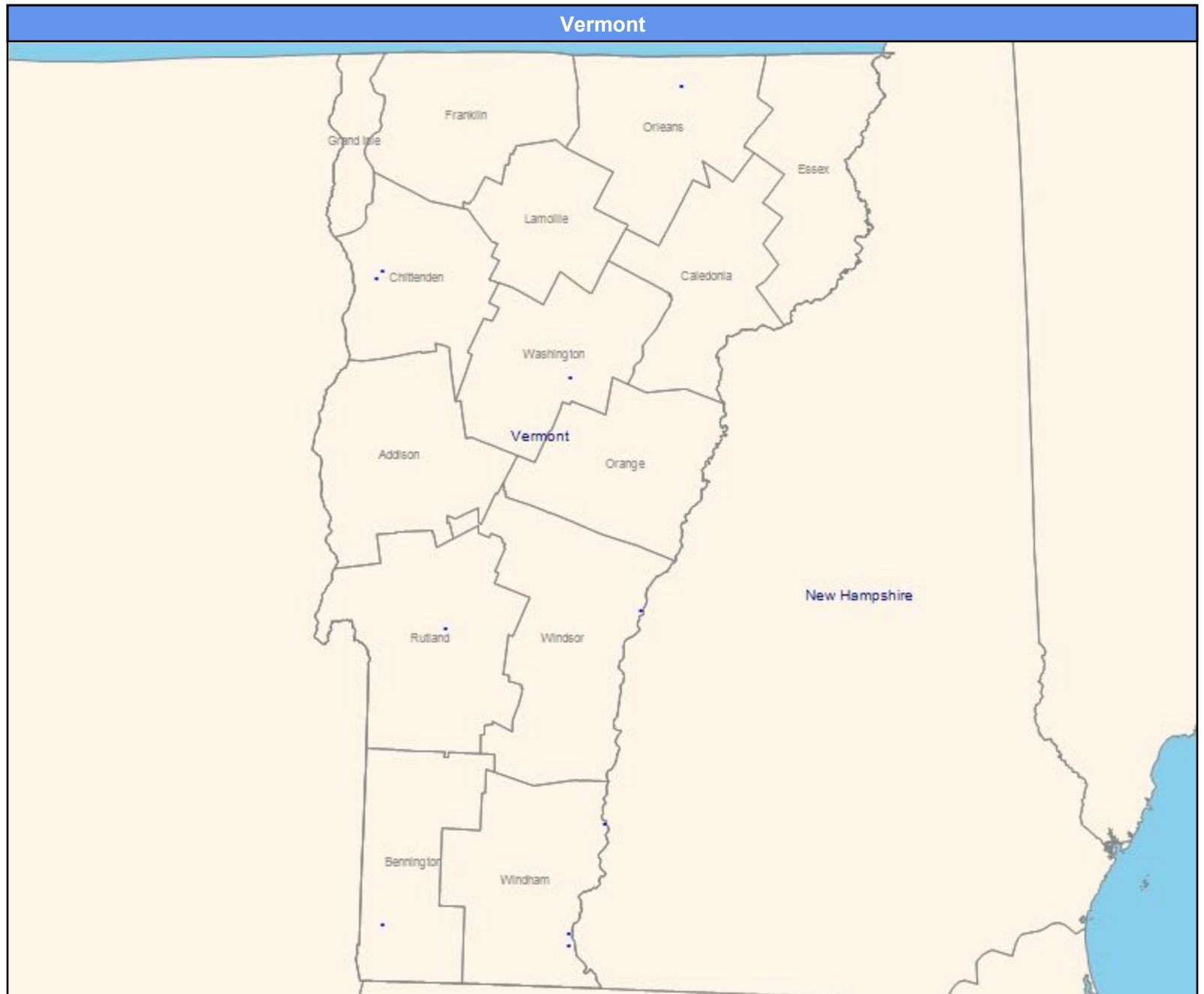
Created for...
Cigna Payer Solutions Vermont OAP

Inpatient Mental Health

11 facilities at 10 locations

■ All facilities

24.43 miles

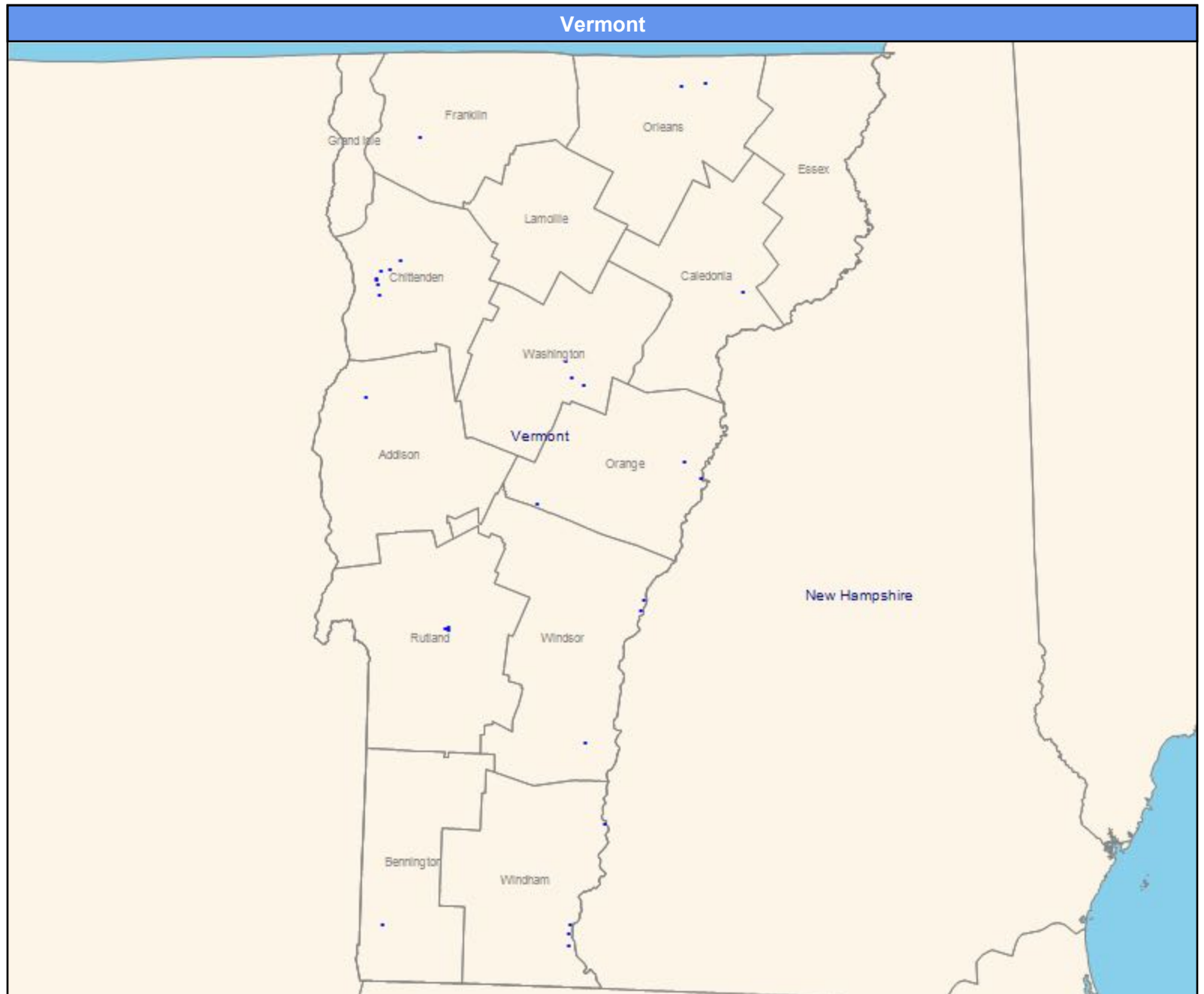


July 2021

Created for...
Cigna Payer Solutions Vermont OAP

Intensive Outpatient
22 facilities at 30 locations
■ All facilities

24.43 miles



July 2021

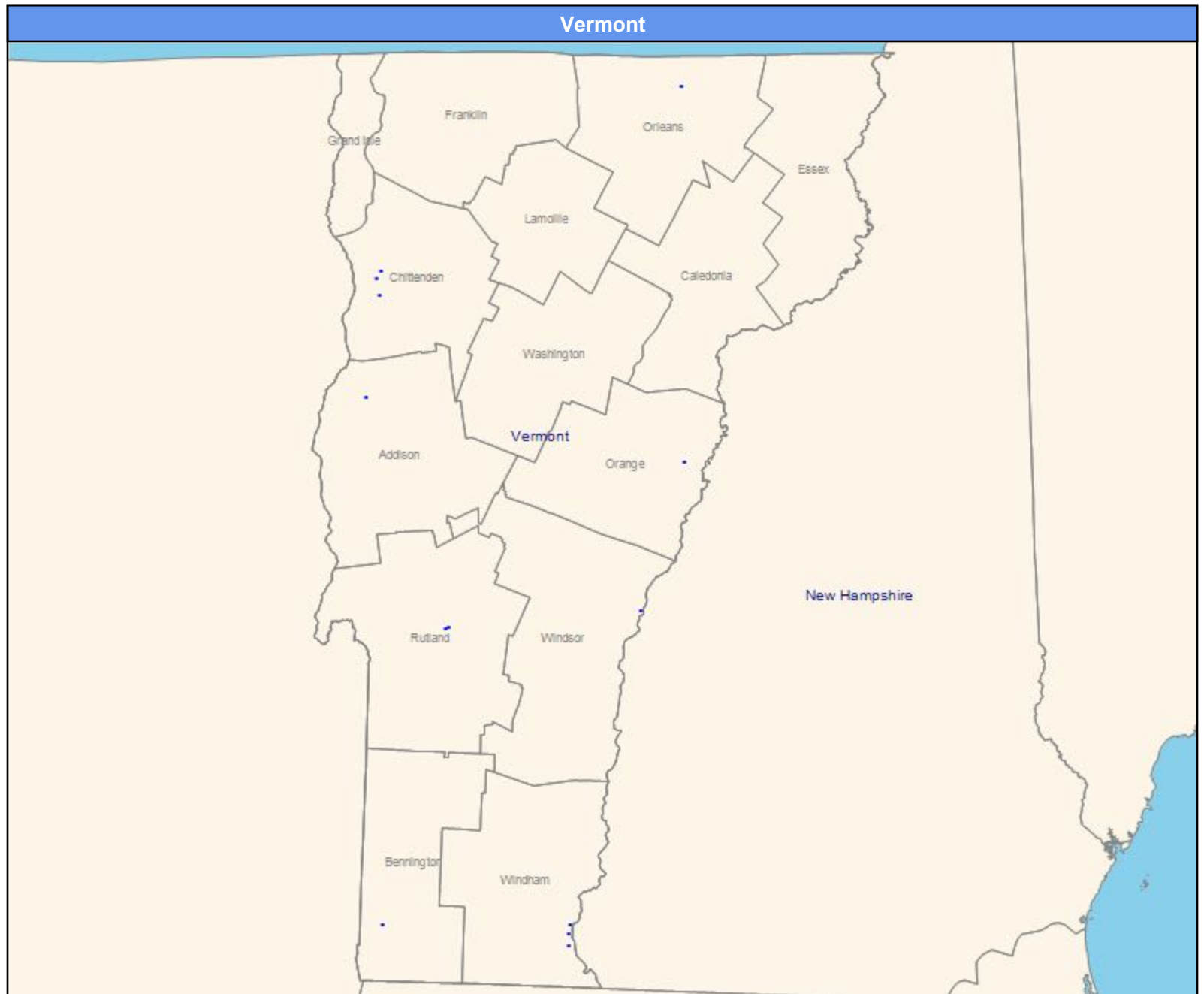
Created for...
Cigna Payer Solutions Vermont OAP

Partial Hospitalization

14 facilities at 13 locations

■ All facilities

24.43 miles



July 2021

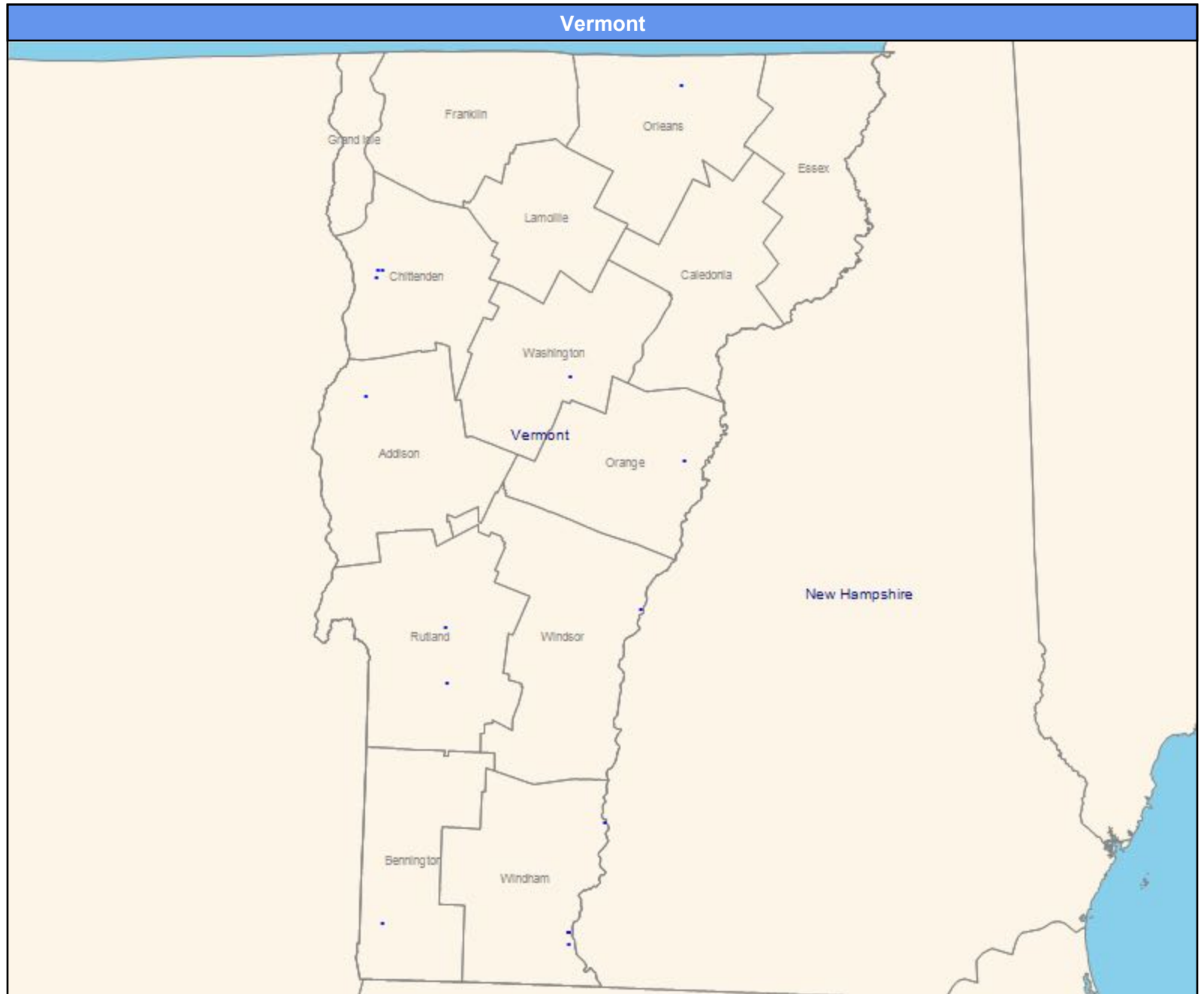
Created for...
Cigna Payer Solutions Vermont OAP

Inpatient MH/SA or Residential MH/SA

16 facilities at 18 locations

■ All facilities

24.43 miles





Cigna Network Analysis

Cigna OAP

Created for...
Cigna Payer Solutions Vermont OAP

July 2021

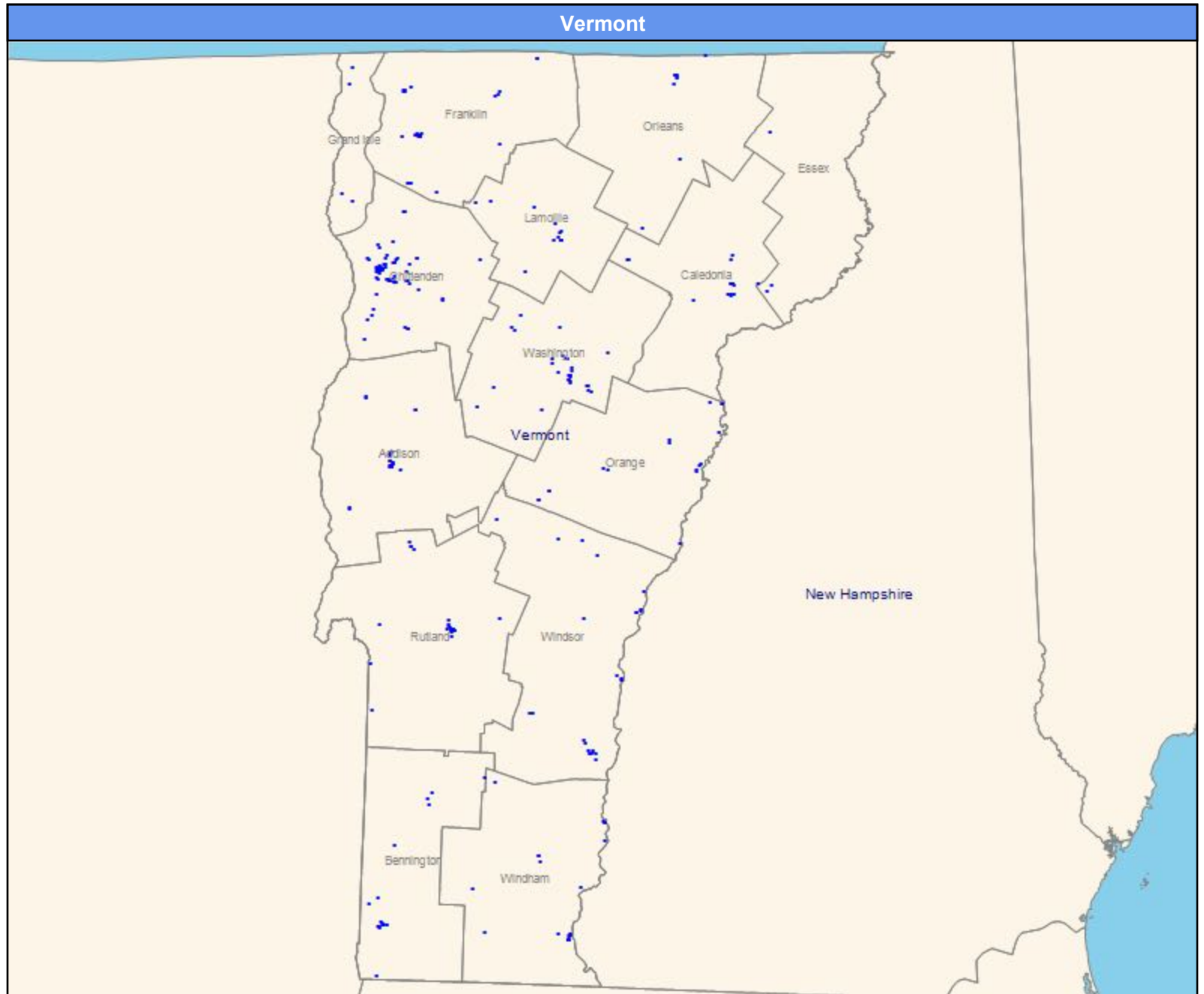
Cigna Network Analysis
Provider Map

July 2021

Created for...
Cigna Payer Solutions Vermont OAP

Primary Care Physicians
2,043 physicians at 317 locations
■ All physicians

24.43 miles



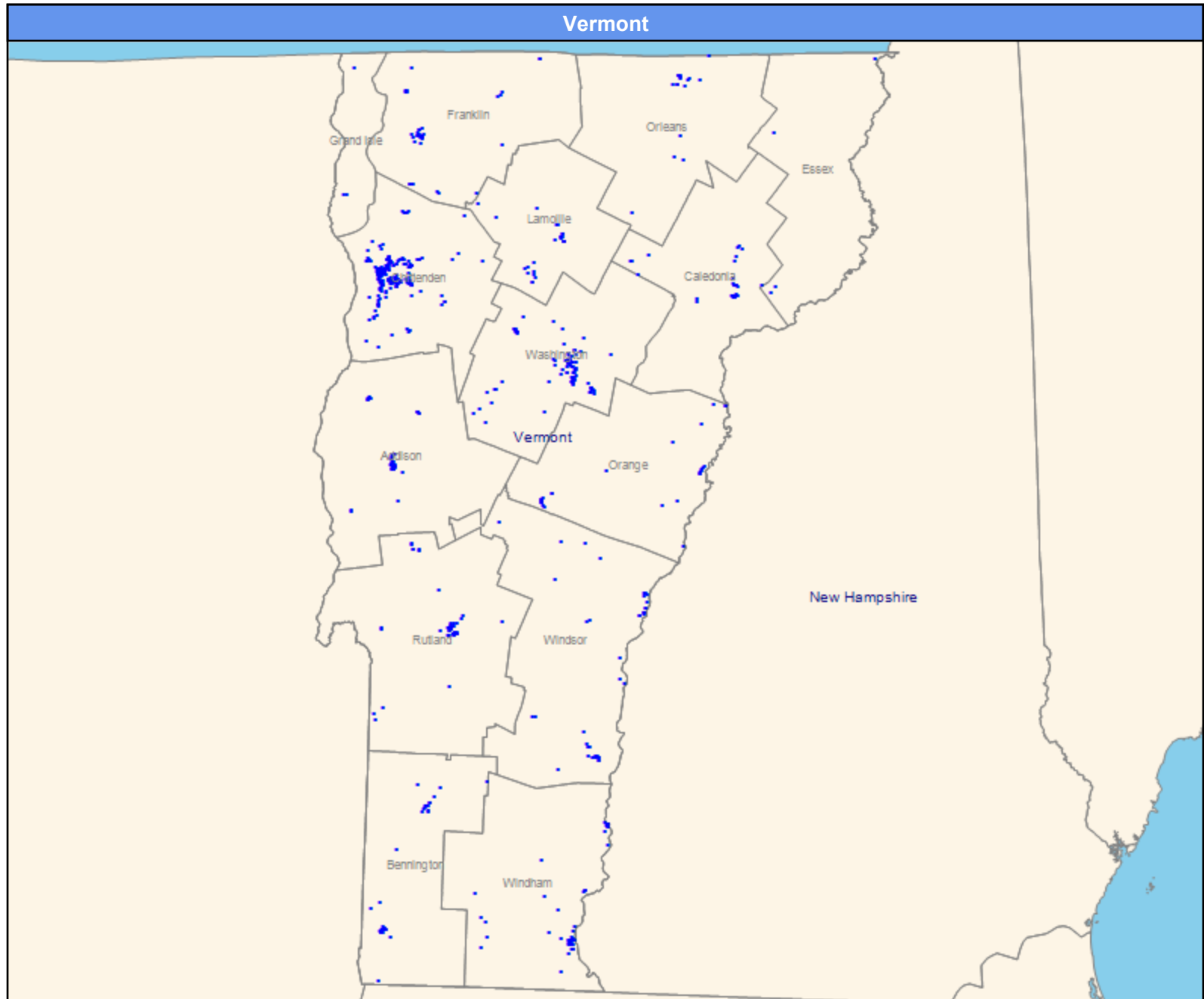
Cigna Network Analysis
Provider Map

July 2021

Created for...
Cigna Payer Solutions Vermont OAP

All Specialists
7,196 providers at 763 locations
■ All providers

24.43 miles



Cigna Network Analysis
Provider Map

July 2021

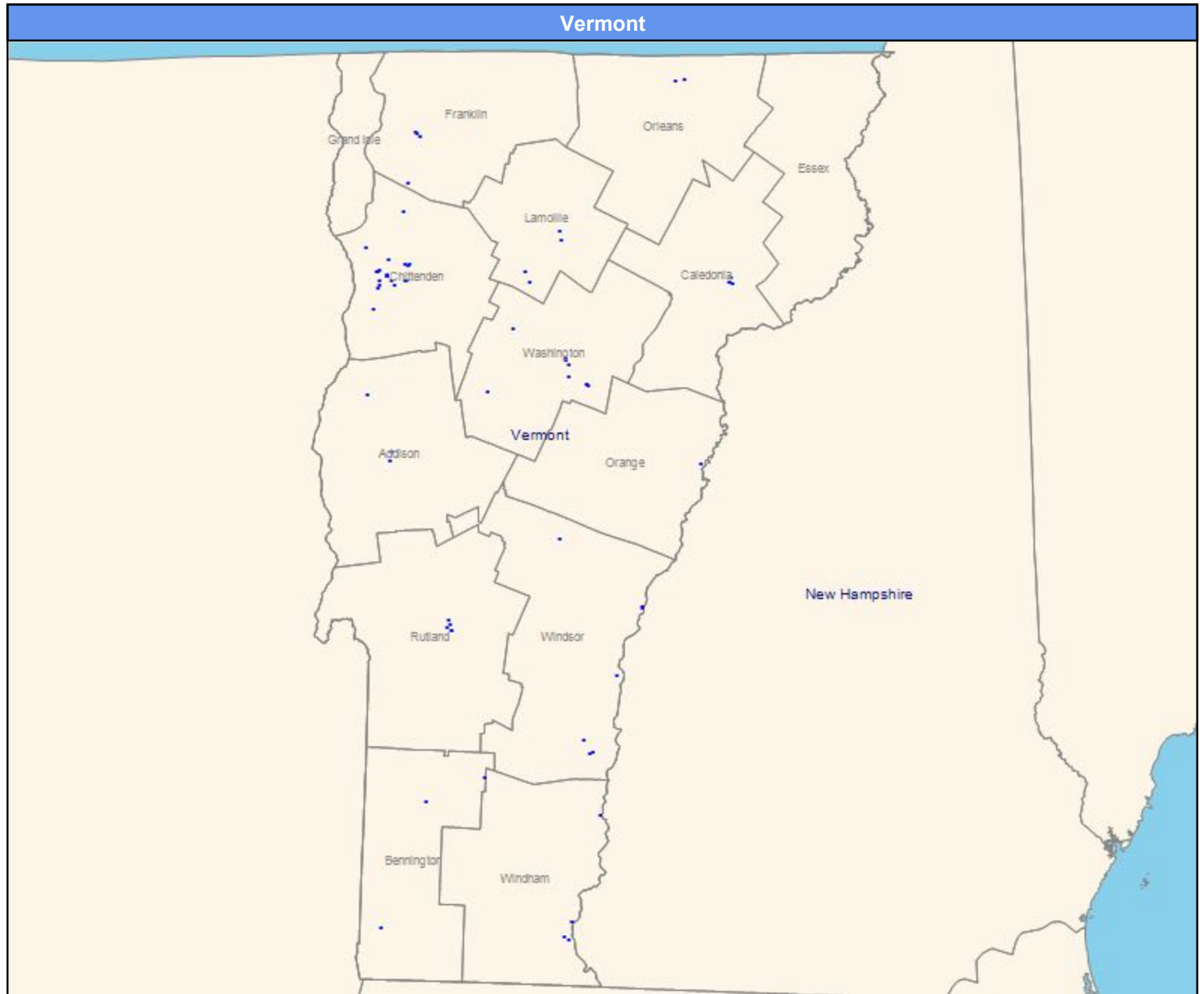
Created for...
Cigna Payer Solutions Vermont OAP

Optometry

171 providers at 67 locations

■ All providers

24.43 miles



July 2021

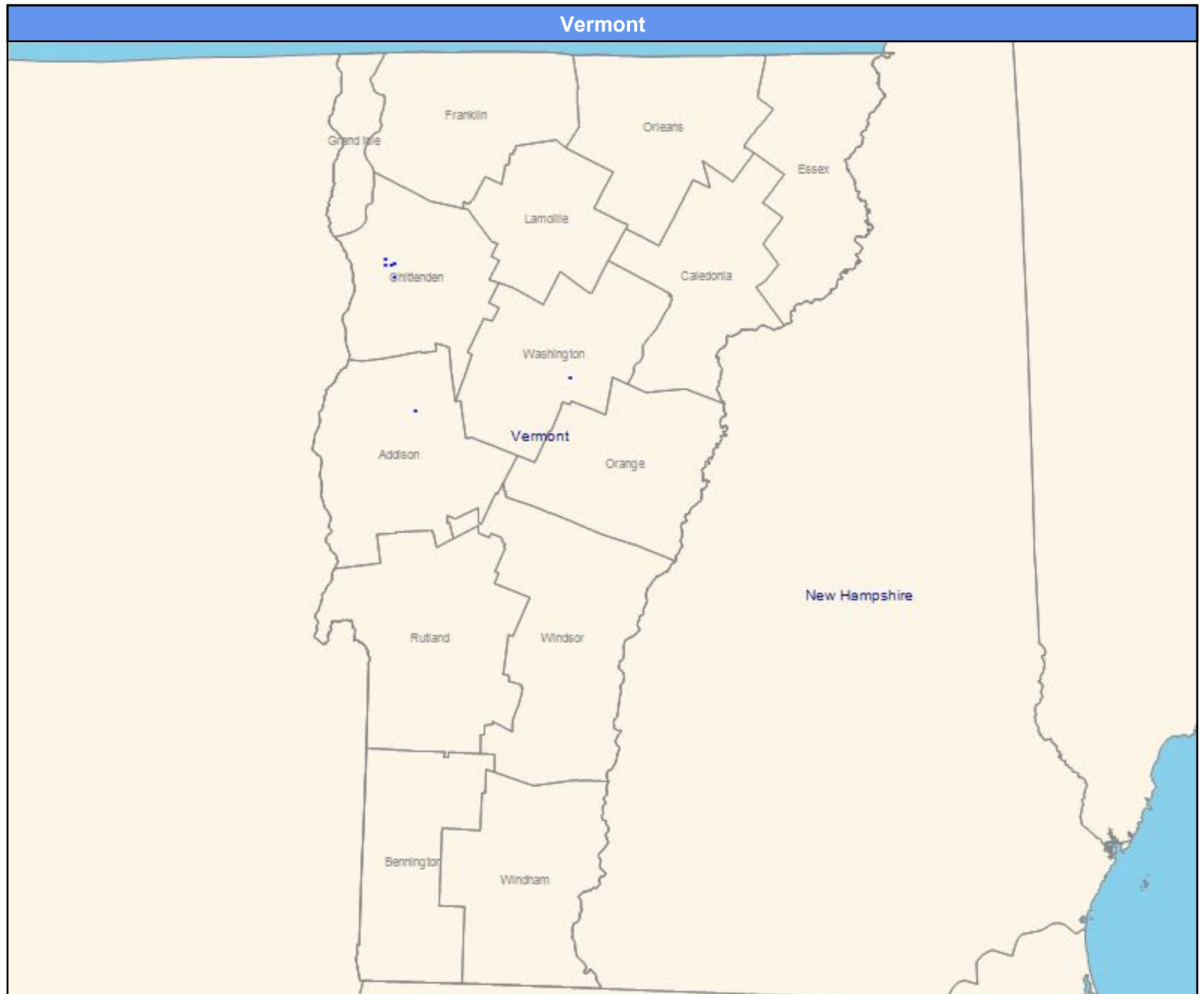
Created for...
Cigna Payer Solutions Vermont OAP

Imaging/Radiology

5 hospitals at 7 locations

■ All hospitals

24.43 miles

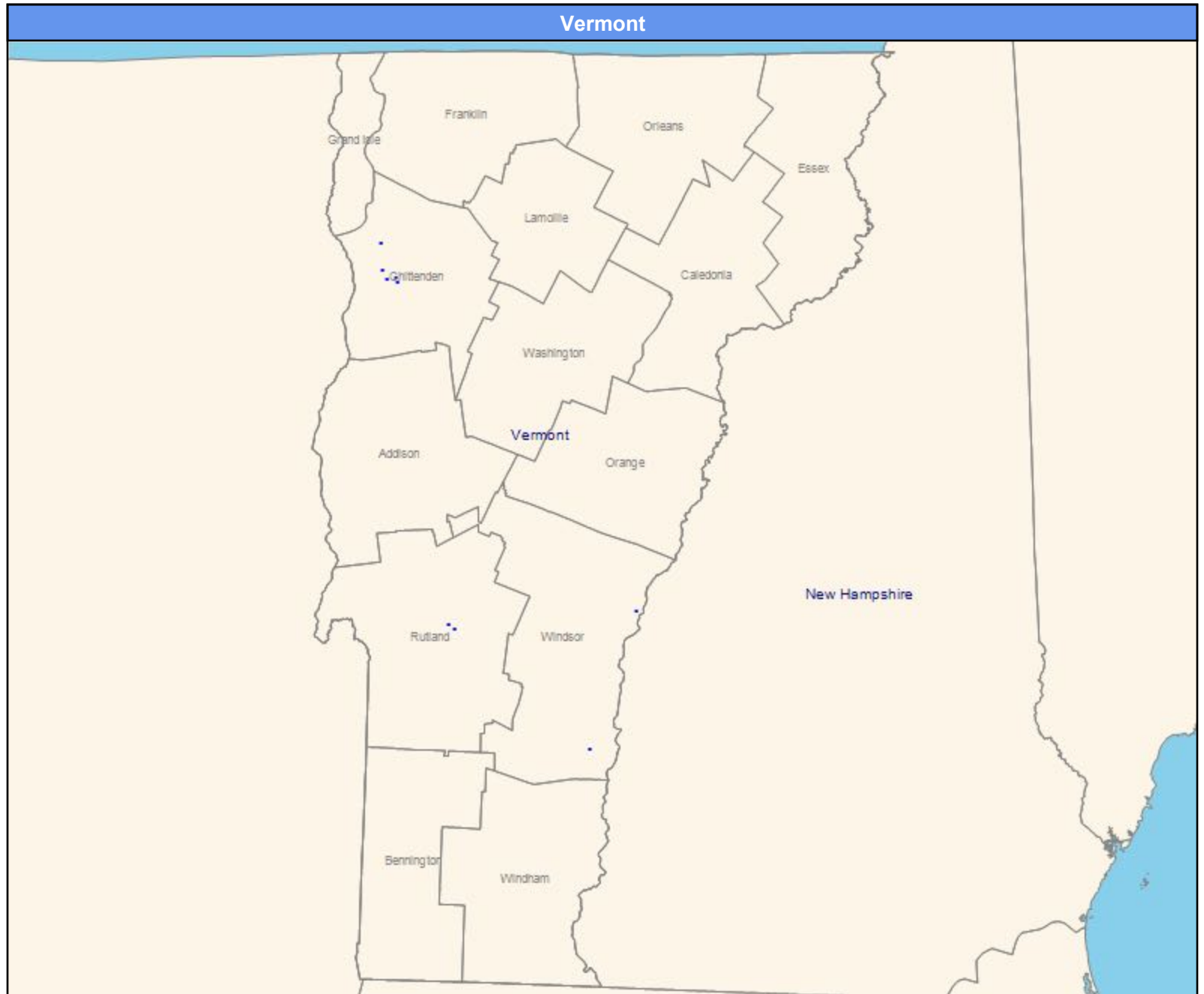


July 2021

Created for...
Cigna Payer Solutions Vermont OAP

Laboratories
7 hospitals at 9 locations
■ All hospitals

24.43 miles



July 2021

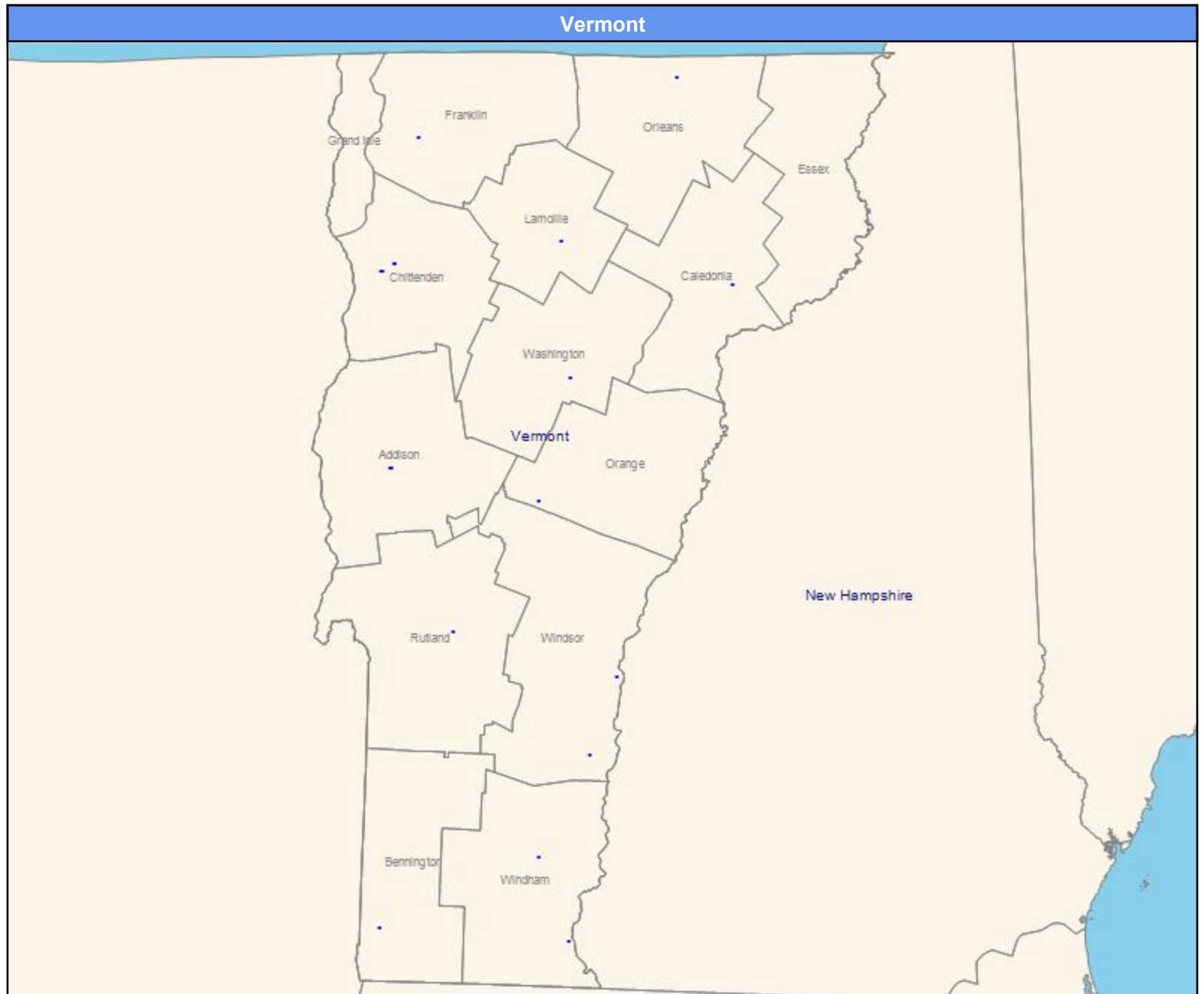
Created for...
Cigna Payer Solutions Vermont OAP

Hospitals

15 hospitals at 18 locations

■ All hospitals

24.43 miles



July 2021

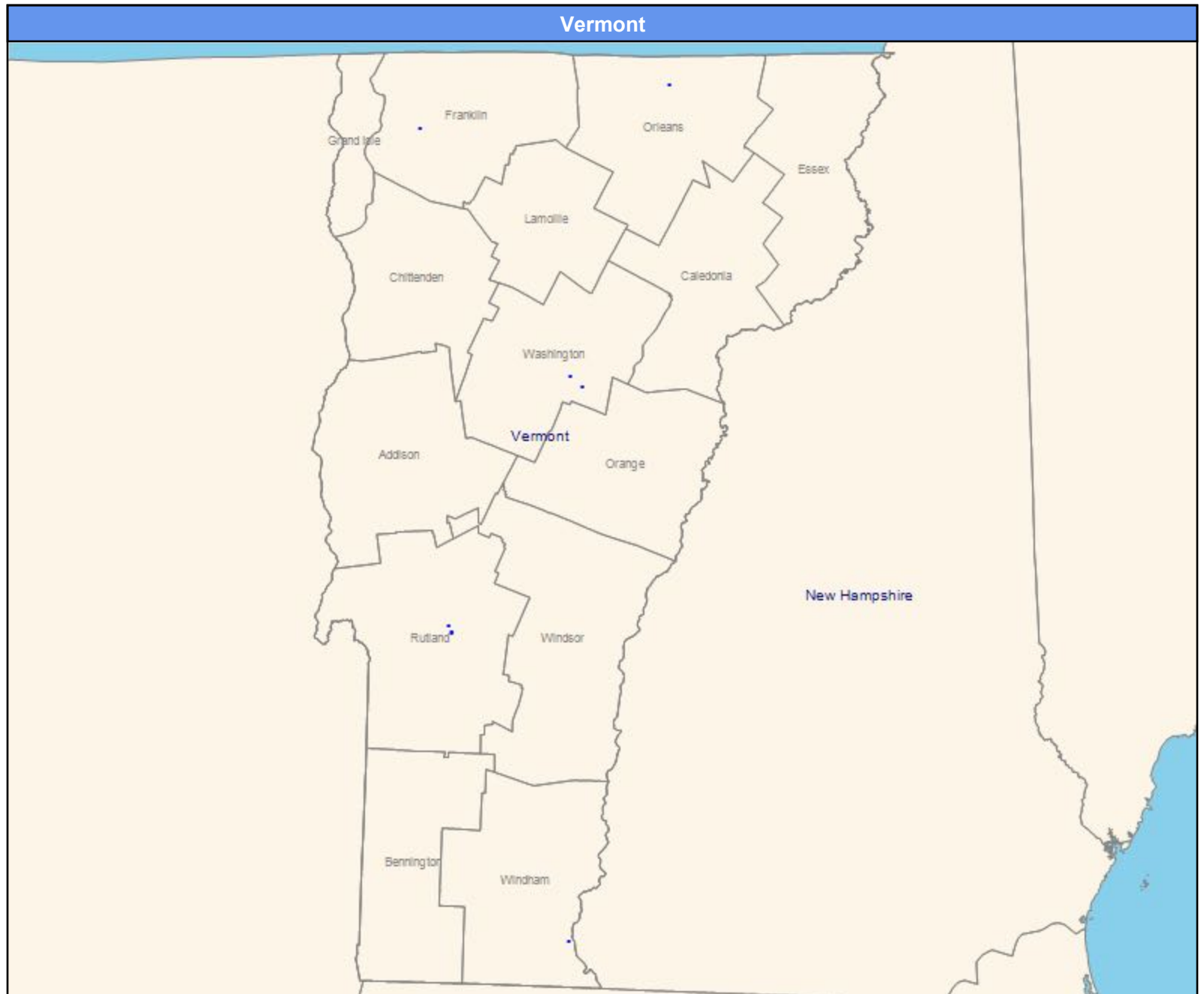
Created for...
Cigna Payer Solutions Vermont OAP

Inpatient Rehab Facilities

8 hospitals at 8 locations

■ All hospitals

24.43 miles



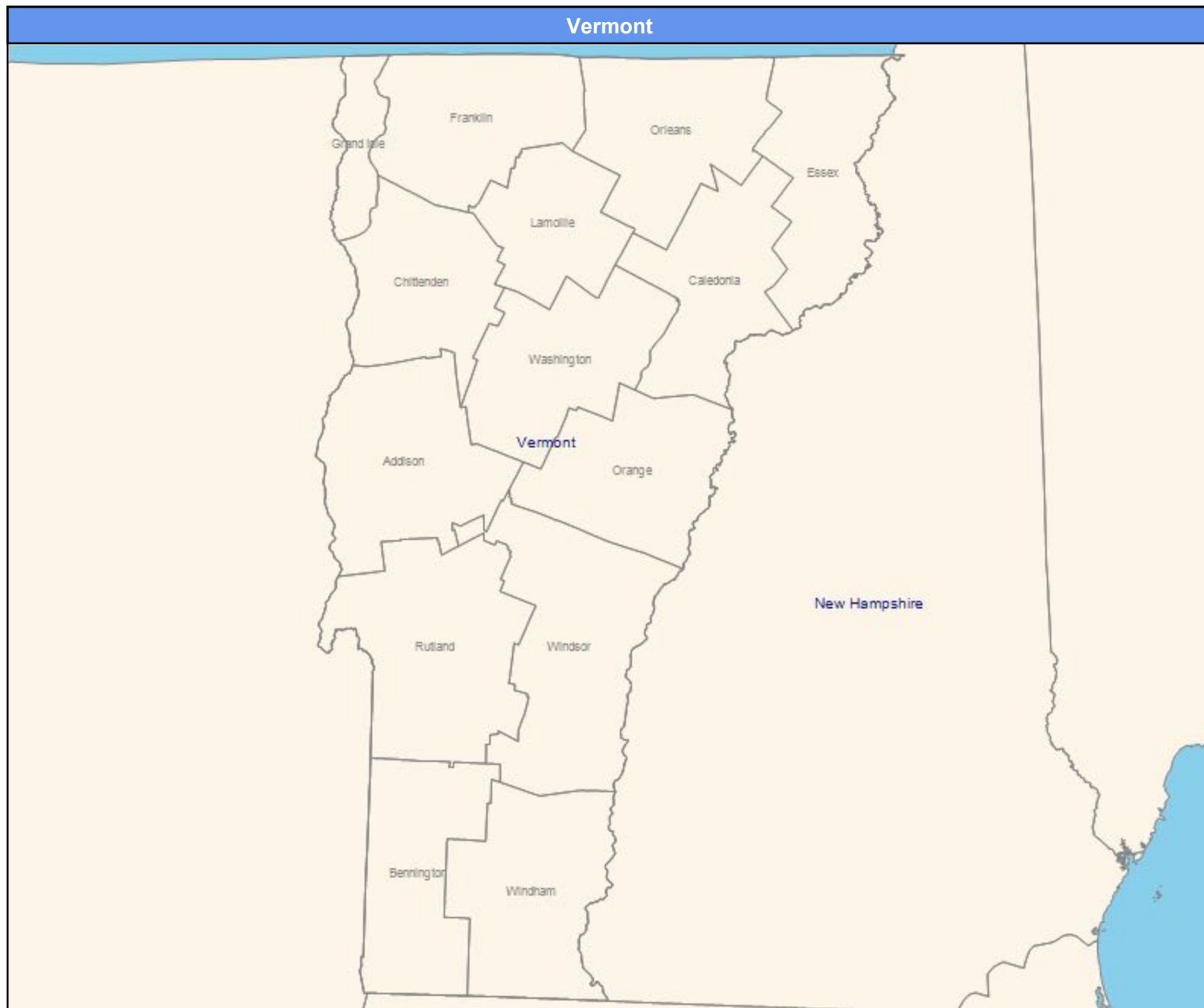
Provider Map

July 2021

Created for...
Cigna Payer Solutions Vermont OAP

Cardiac Cath
0 hospitals at 0 locations
■ All hospitals

24.43 miles





Cigna Network Analysis

Cigna Behavioral Health Network

Created for...

Cigna Payer Solutions Vermont PPO

July 2021

Cigna Network Analysis
Provider Map

July 2021

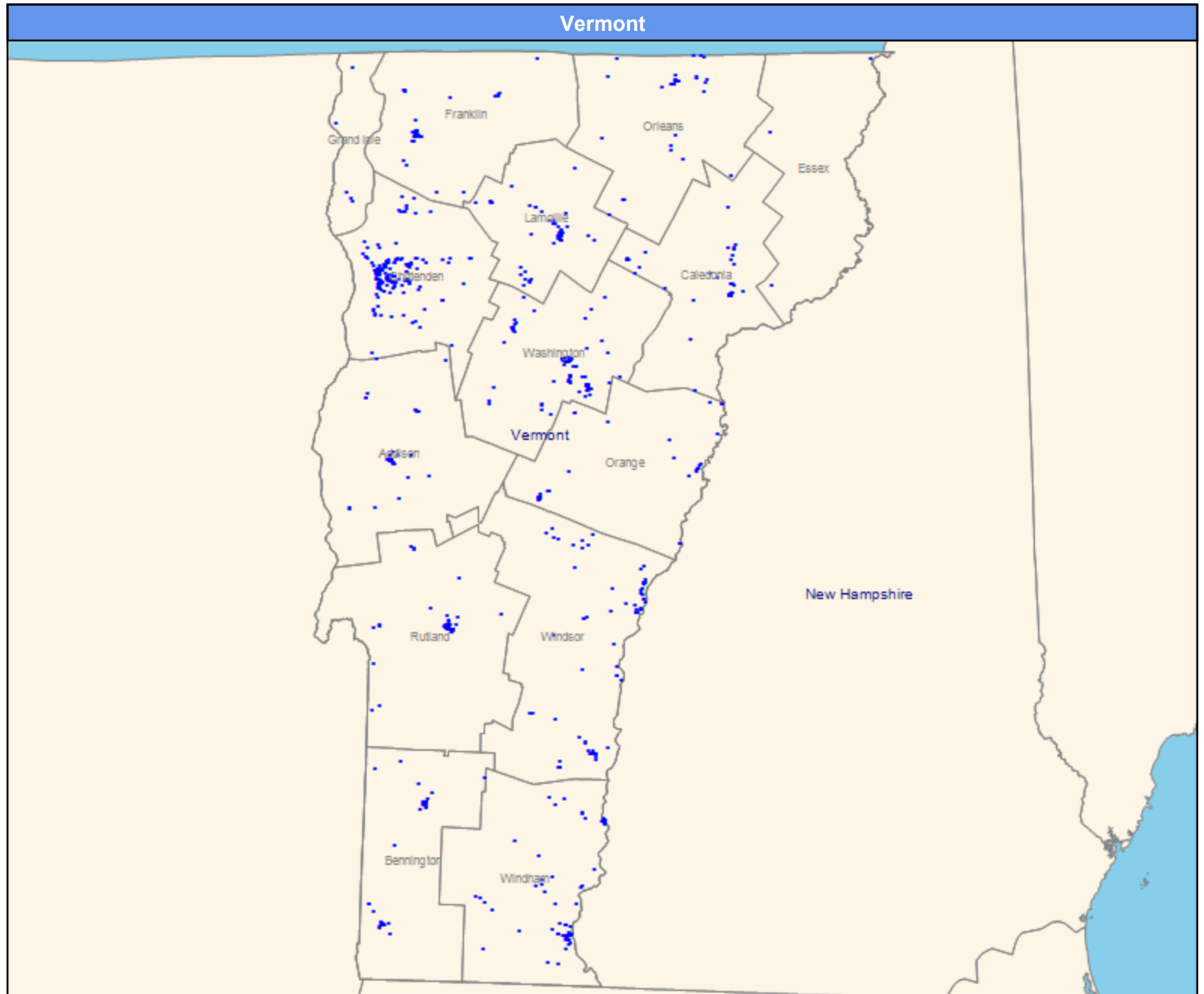
Created for...
Cigna Payer Solutions Vermont PPO

Routine Office Based Mental Health and
Substance Abuse Services

1,834 providers at 799 locations

■ All providers

24.43 miles



July 2021

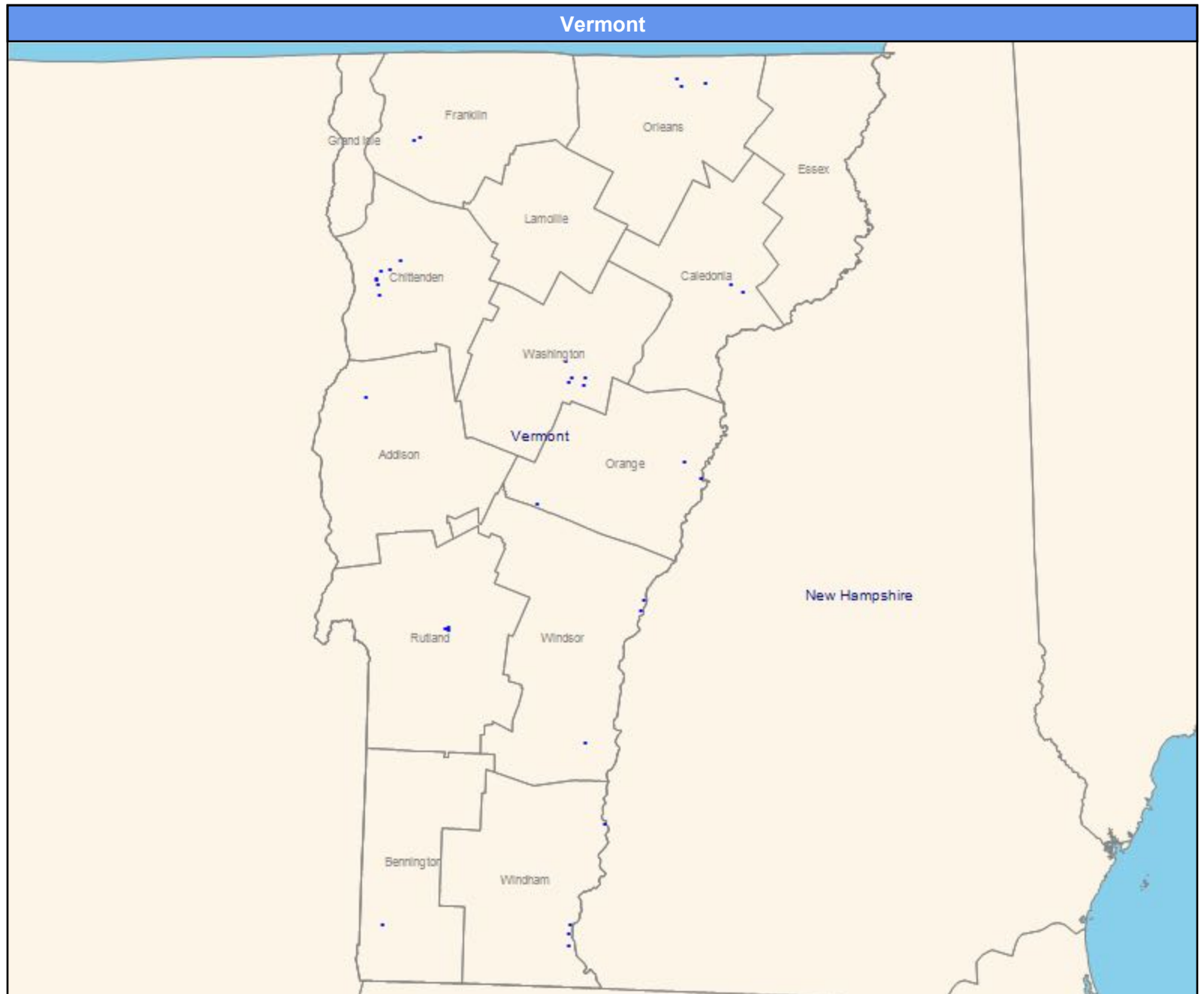
Created for...
Cigna Payer Solutions Vermont PPO

Outpatient Mental Health/Substance
Abuse Services

26 facilities at 35 locations

■ All facilities

24.43 miles



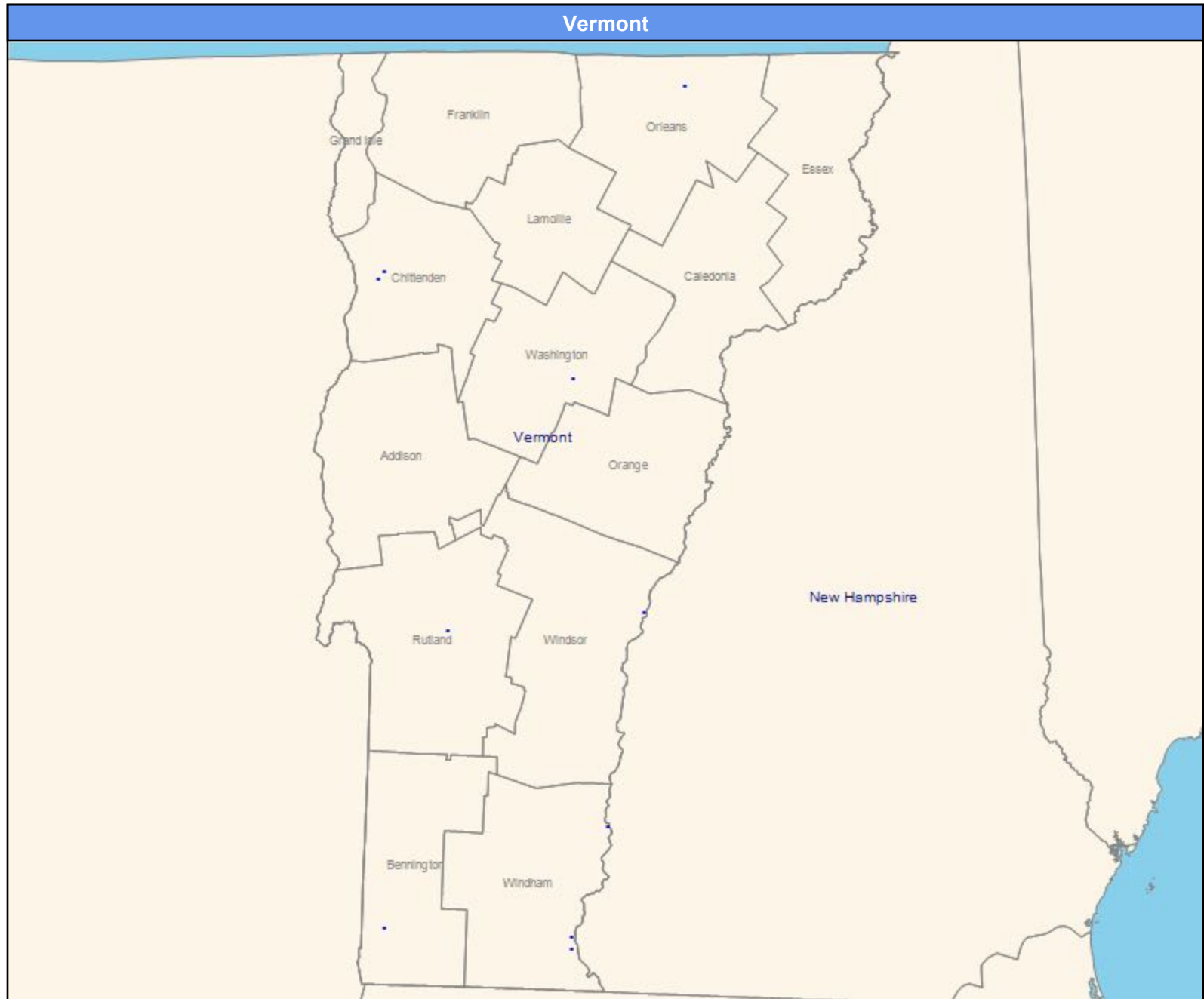
Cigna Network Analysis
Provider Map

July 2021

Created for...
Cigna Payer Solutions Vermont PPO

Inpatient Mental Health
11 facilities at 10 locations
■ All facilities

24.43 miles

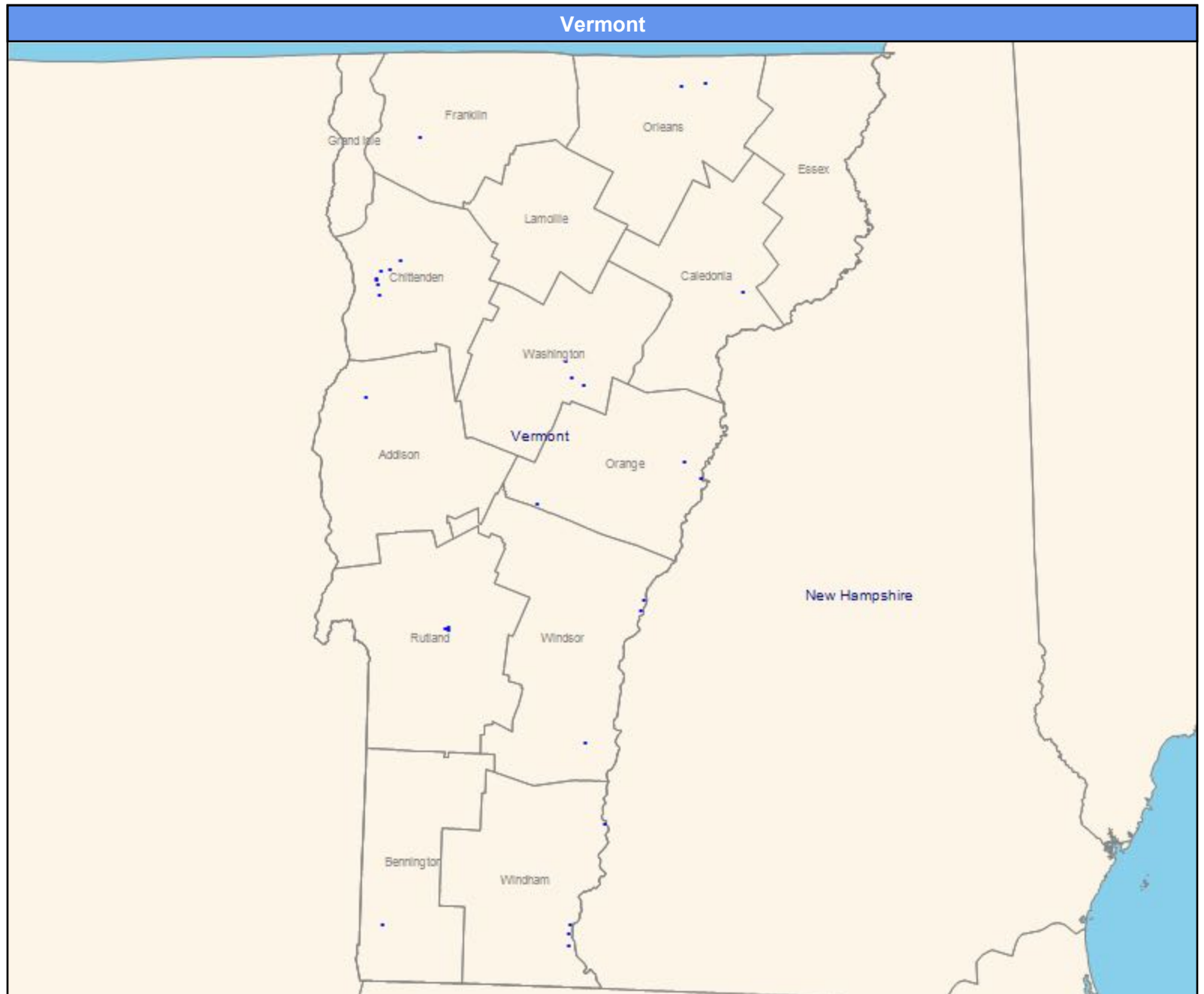


July 2021

Created for...
Cigna Payer Solutions Vermont PPO

Intensive Outpatient
22 facilities at 30 locations
■ All facilities

24.43 miles



Cigna Network Analysis
Provider Map

July 2021

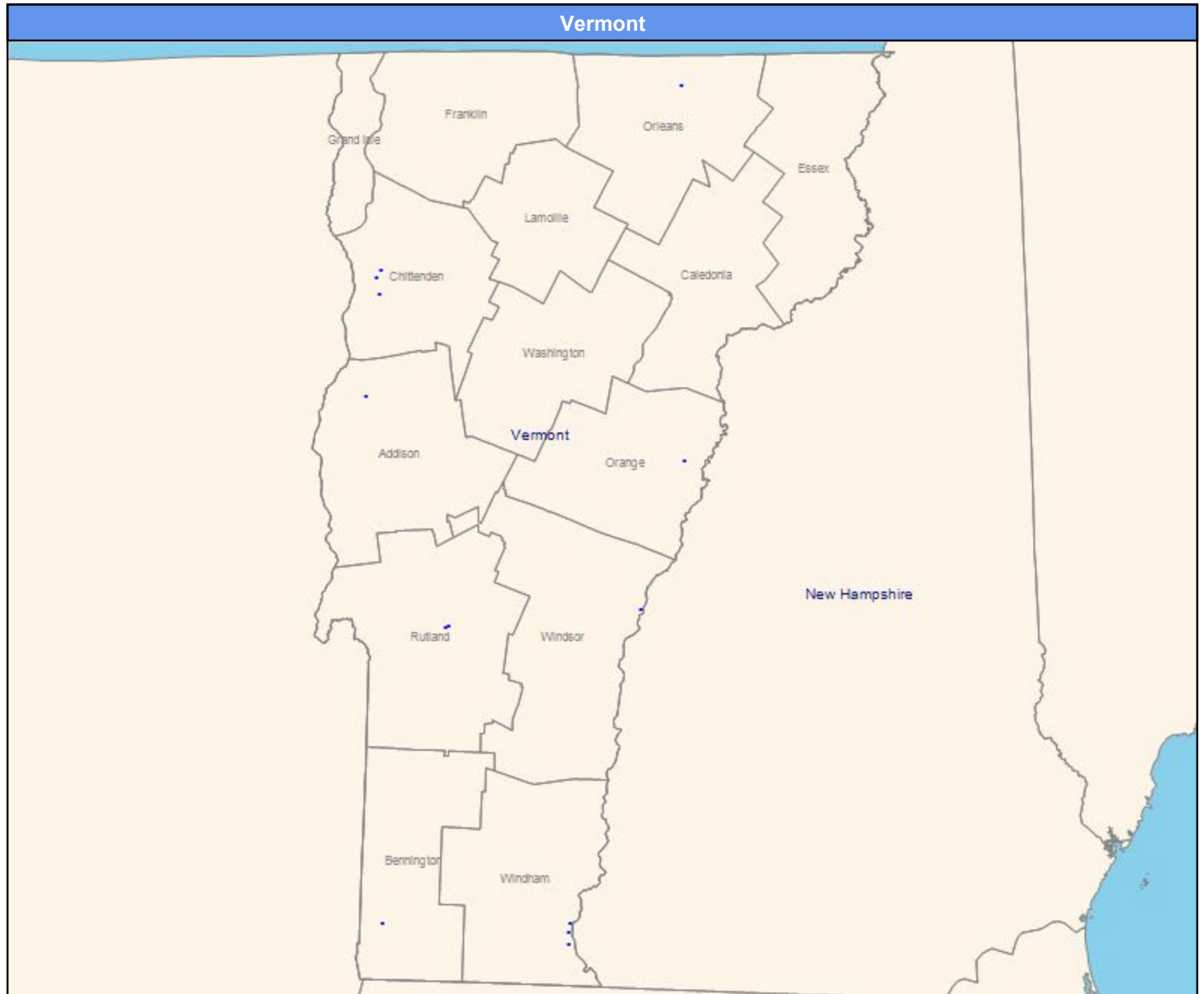
Created for...
Cigna Payer Solutions Vermont PPO

Partial Hospitalization

14 facilities at 13 locations

■ All facilities

24.43 miles



July 2021

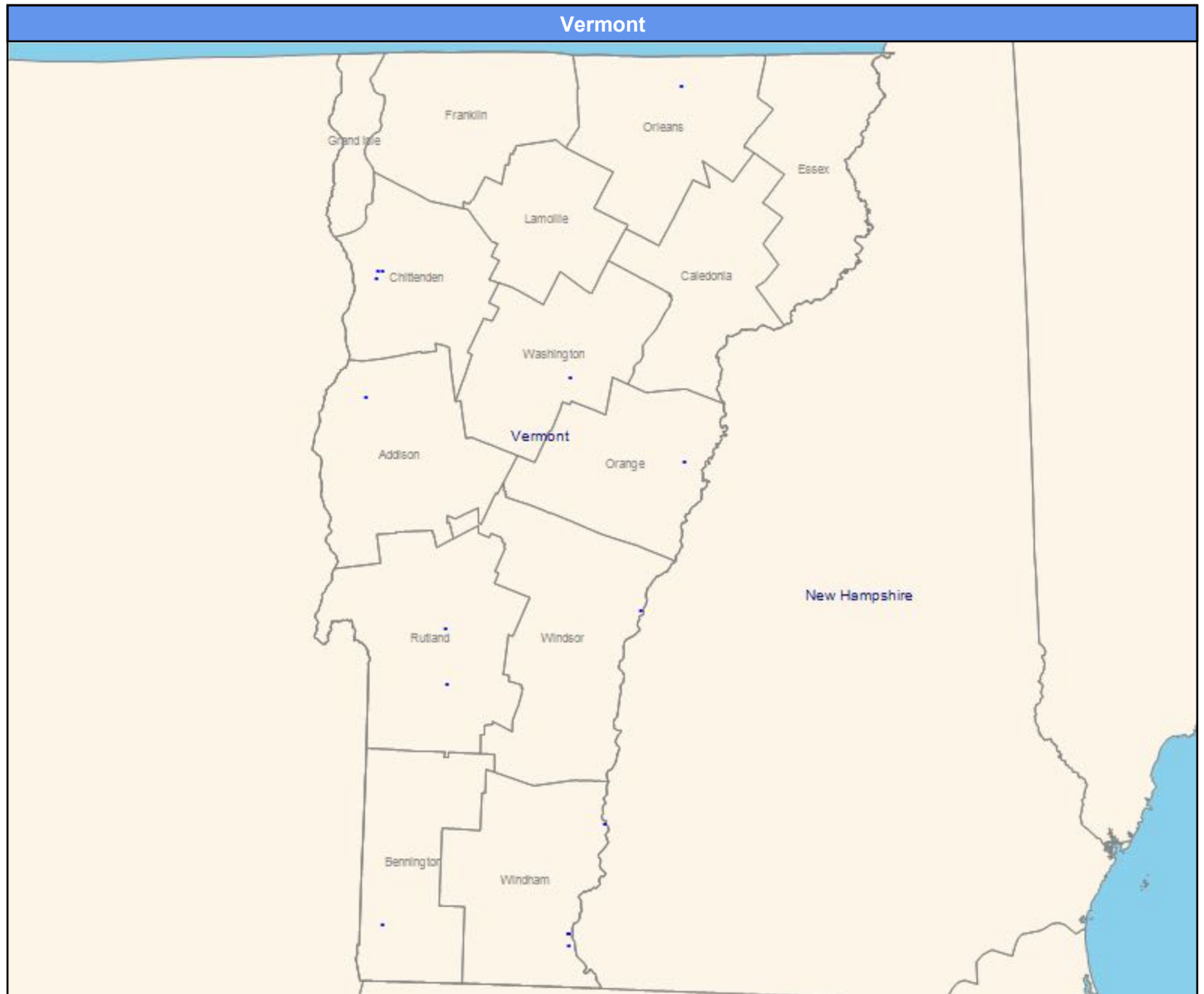
Created for...
Cigna Payer Solutions Vermont PPO

Inpatient MH/SA or Residential MH/SA

16 facilities at 18 locations

■ All facilities

24.43 miles





Cigna Network Analysis

Cigna PPO

Created for...
Cigna Payer Solutions Vermont PPO

July 2021

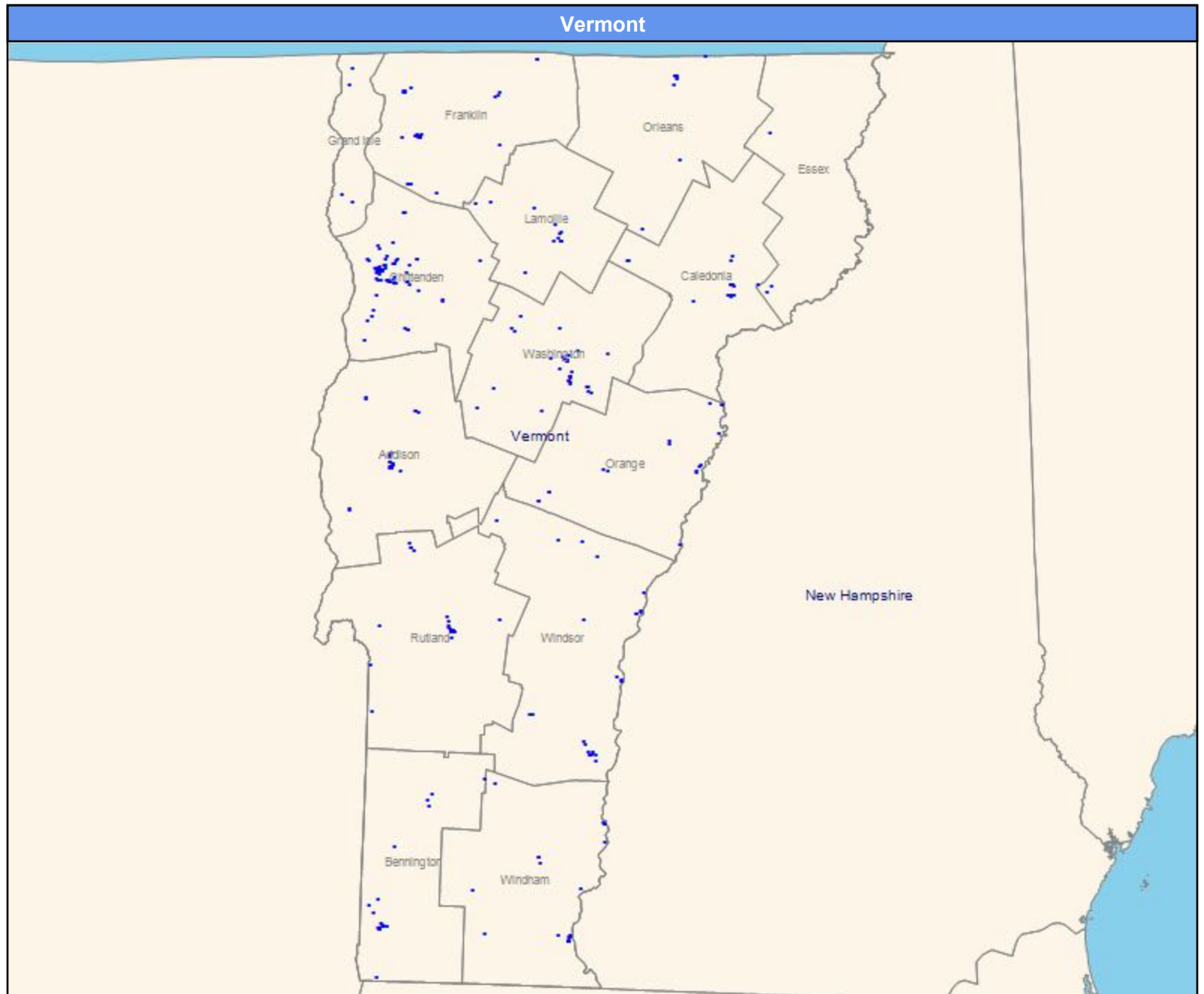
Provider Map

July 2021

Created for...
Cigna Payer Solutions Vermont PPO

Primary Care Physicians
2,038 physicians at 323 locations
■ All physicians

24.43 miles



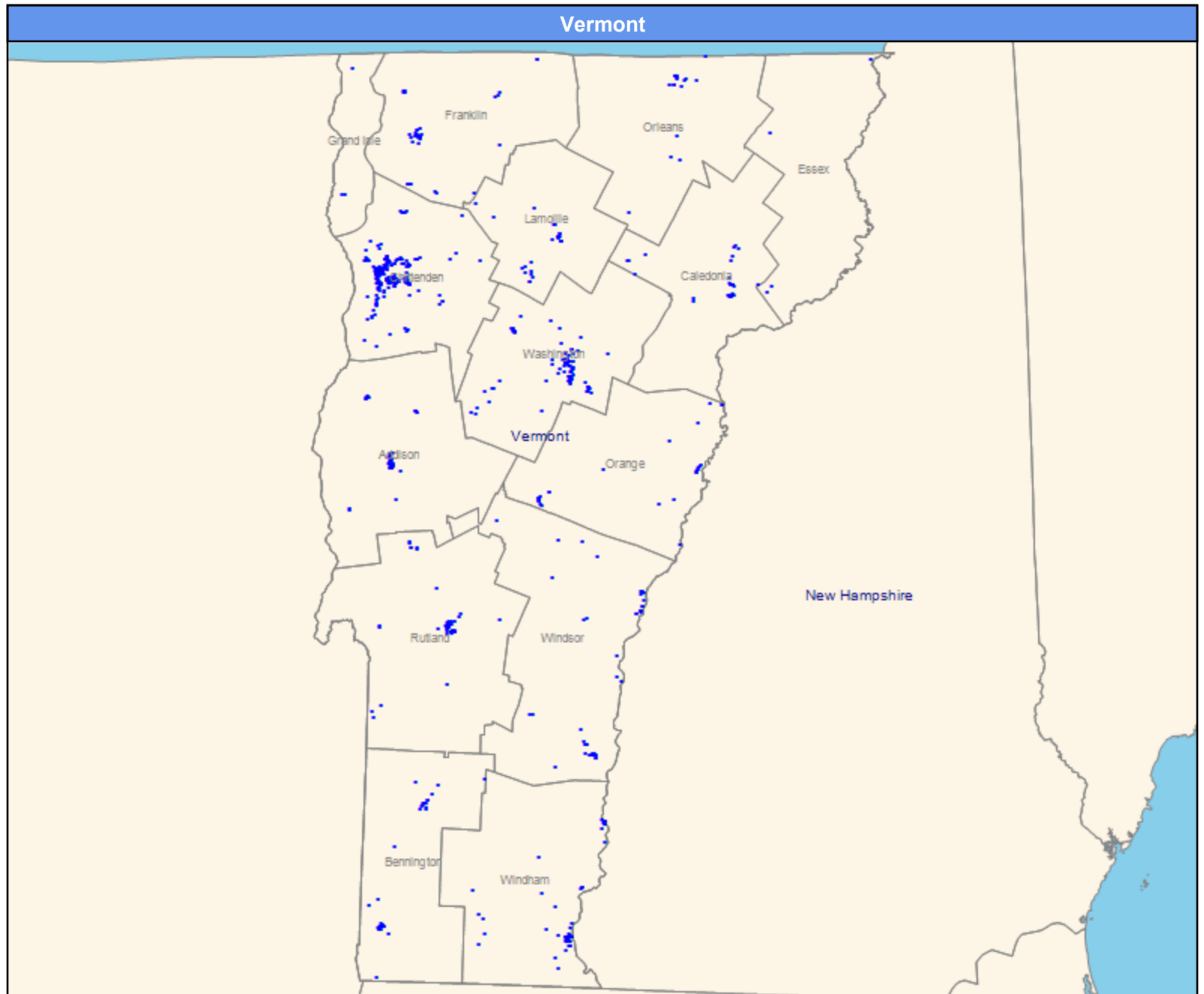
Cigna Network Analysis
Provider Map

July 2021

Created for...
Cigna Payer Solutions Vermont PPO

All Specialists
7,228 providers at 766 locations
■ All providers

24.43 miles



Provider Map

July 2021

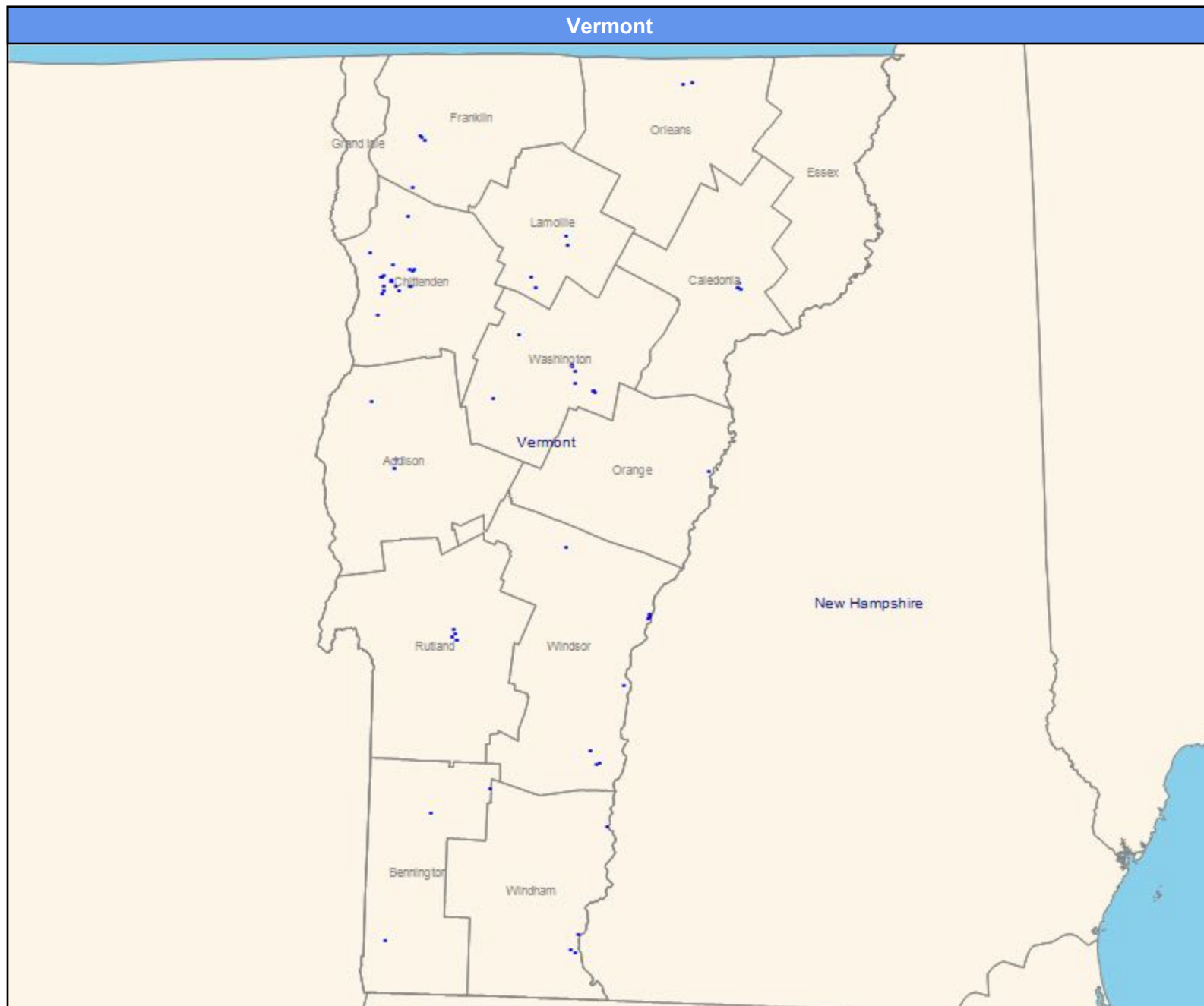
Created for...
Cigna Payer Solutions Vermont PPO

Optometry

174 providers at 69 locations

■ All providers

24.43 miles



July 2021

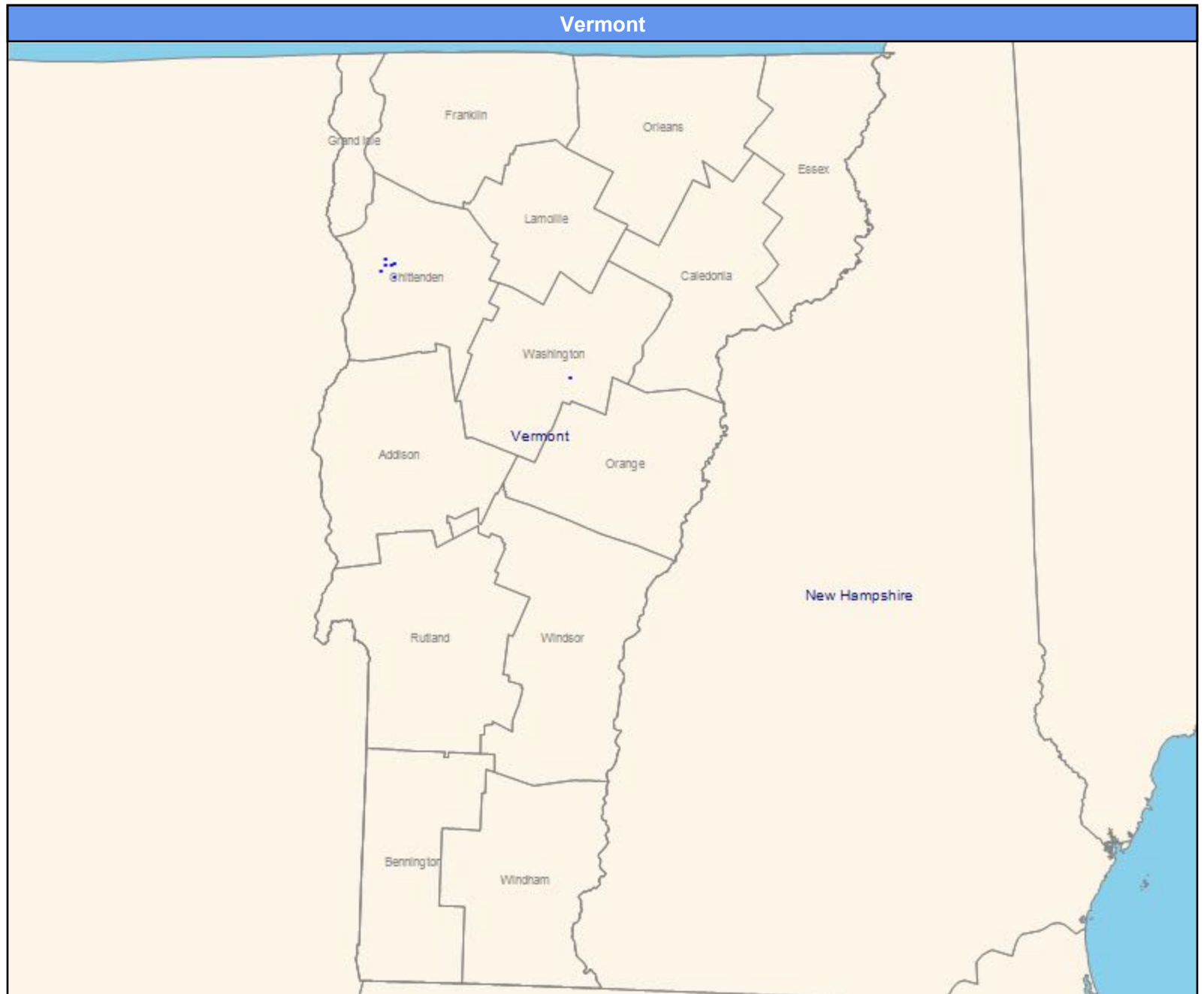
Created for...
Cigna Payer Solutions Vermont PPO

Imaging/Radiology

4 hospitals at 7 locations

■ All hospitals

24.43 miles

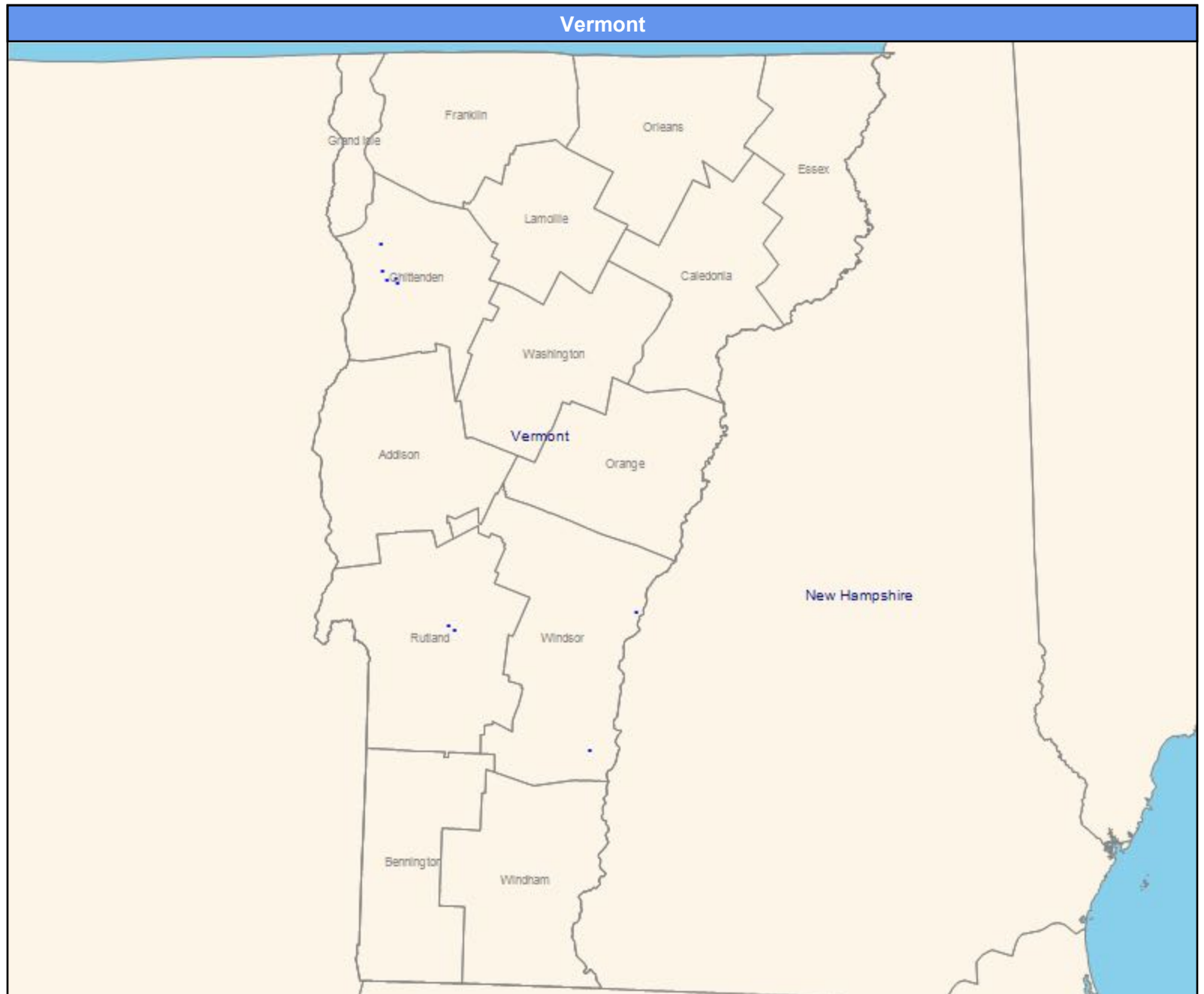


July 2021

Created for...
Cigna Payer Solutions Vermont PPO

Laboratories
7 hospitals at 9 locations
■ All hospitals

24.43 miles



July 2021

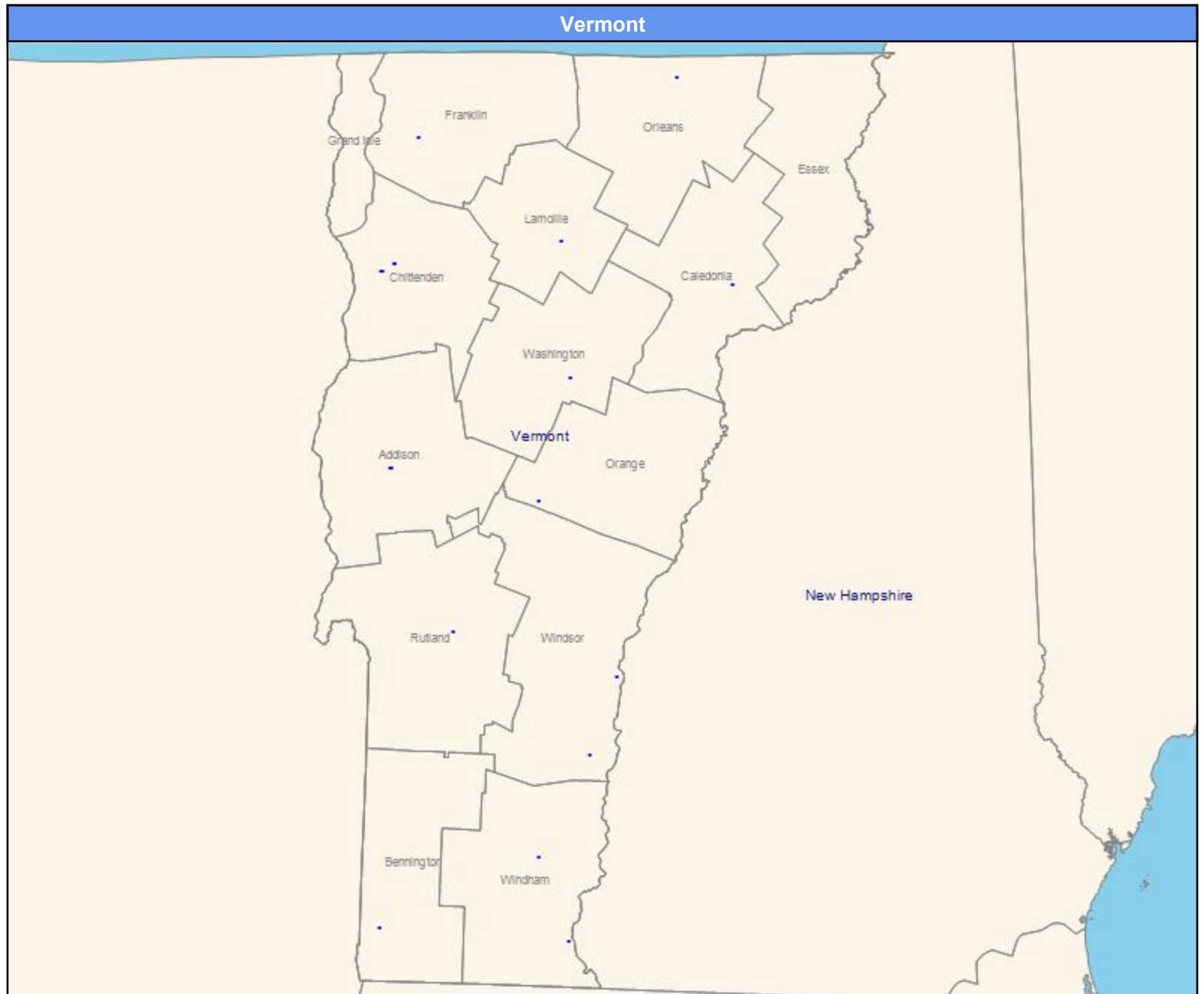
Created for...
Cigna Payer Solutions Vermont PPO

Hospitals

15 hospitals at 18 locations

■ All hospitals

24.43 miles



July 2021

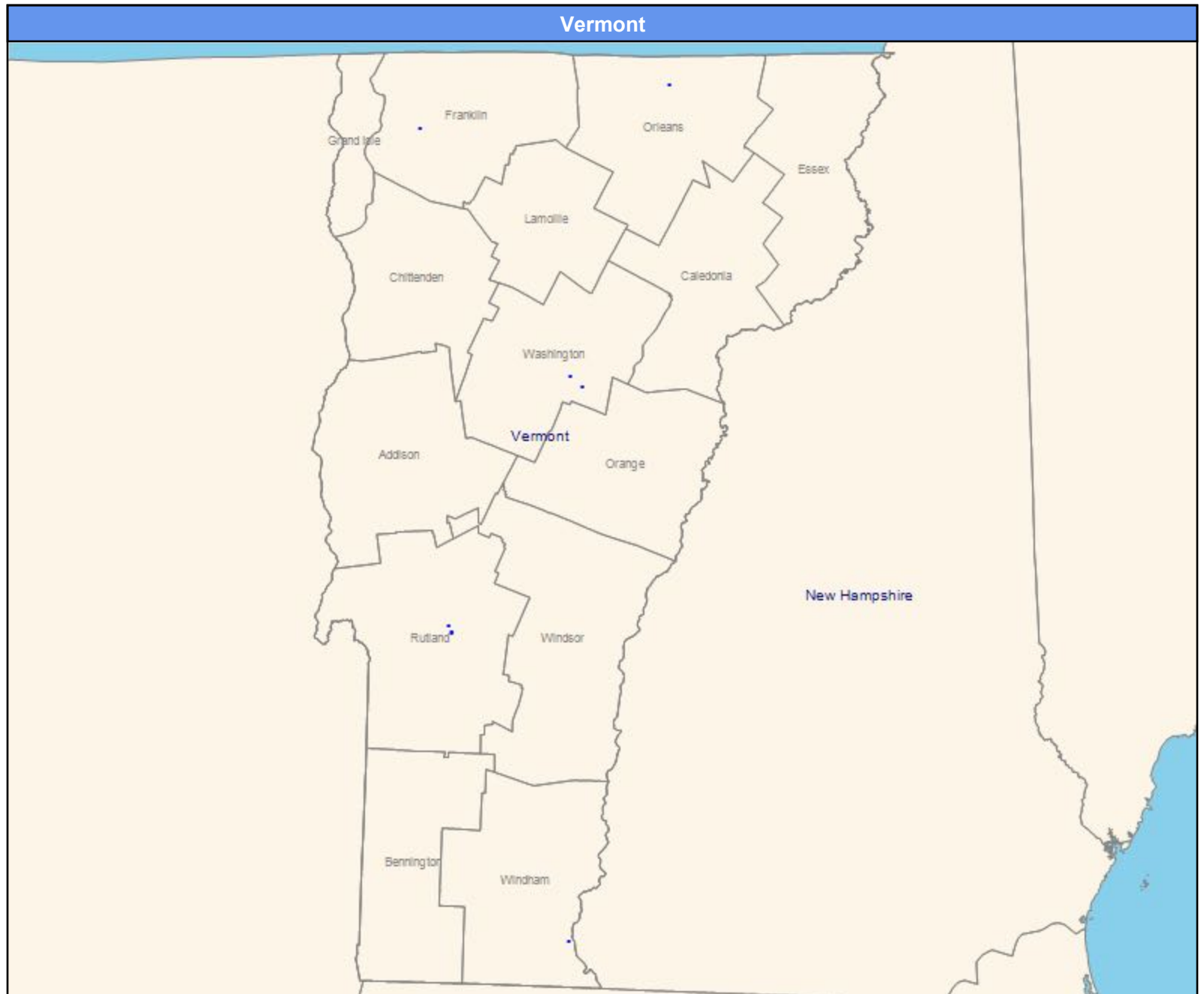
Created for...
Cigna Payer Solutions Vermont PPO

Inpatient Rehab Facilities

8 hospitals at 8 locations

■ All hospitals

24.43 miles

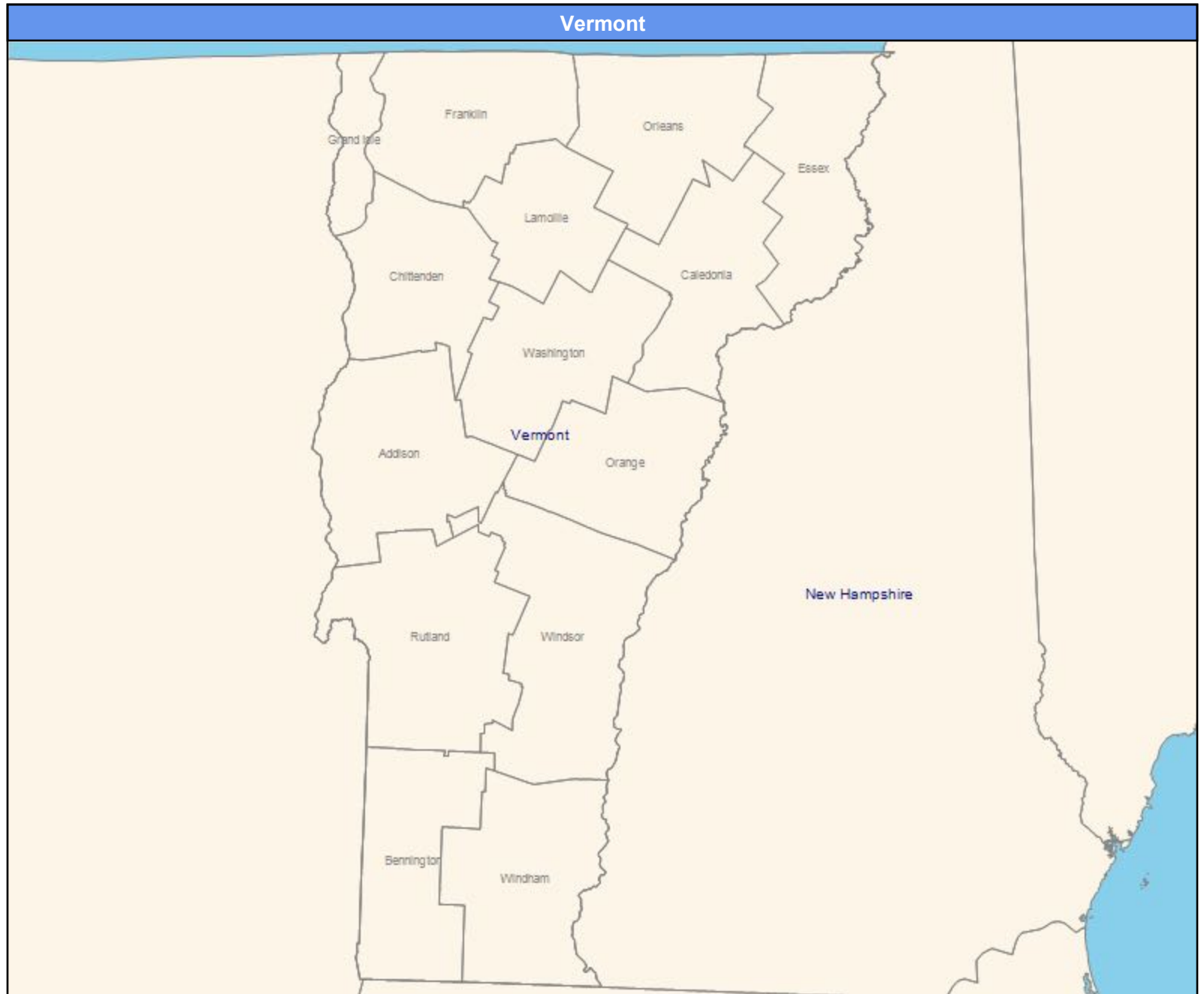


July 2021

Created for...
Cigna Payer Solutions Vermont PPO

Cardiac Cath
0 hospitals at 0 locations
■ All hospitals

24.43 miles





Cigna Network Analysis

Cigna Behavioral Health Network

Created for...

Cigna Payer Solutions Vermont PPO

July 2021

Access Summary for All Employees With Access

July 2021

Created for...
Cigna Payer Solutions Vermont PPO

Access Analysis
VT State Access
Distance Method
Estimated Driving Distance
Employee Group
All Employees

Provider Group
Routine Office Based Mental Health and Substance Abuse Services
Outpatient Mental Health/Substance Abuse Services
Inpatient Mental Health
Intensive Outpatient
Partial Hospitalization
Inpatient MH/SA or Residential MH/SA

¹ Provider counts represent:
#: Provider access points
L: Unique provider locations

| Employees With Access | | | | | | | | | | |
|-----------------------|-------|----------------------------------|--------------|-------|-------------|-------|---------------------|-----|--------------|--|
| Employee | | Provider | | | With Access | | Counts ¹ | | Average Time | |
| Group | # | Group | Standard | # | % | # | L | 1 | 2 | |
| All Employees | 1,663 | Routine Office Based Mental... | 1 in 30 mins | 1,663 | 100.0 | 2,672 | 799 | 0.4 | 0.5 | |
| | | Outpatient Mental Health/Sub... | 1 in 30 mins | 1,663 | 100.0 | 38 | 35 | 1.9 | 2.2 | |
| | | Inpatient Mental Health | 1 in 60 mins | 1,663 | 100.0 | 11 | 10 | 2.6 | 4.5 | |
| | | Intensive Outpatient | 1 in 60 mins | 1,663 | 100.0 | 33 | 30 | 1.9 | 2.4 | |
| | | Partial Hospitalization | 1 in 60 mins | 1,663 | 100.0 | 15 | 13 | 2.7 | 3.1 | |
| | | Inpatient MH/SA or Residentia... | 1 in 60 mins | 1,663 | 100.0 | 19 | 18 | 2.0 | 3.5 | |

| Key Geographic Areas | | | | | | | | | | | |
|----------------------|-------------------------------|-------------------------------|-------------------------------|--------------|-------------------------------|--------------|---------------------|--------------|-----|-----|-----|
| State Name | City | Employee # | Provider | | With Access | | Counts ¹ | Average Time | | | |
| | | | Group | Standard | # | % | | # | 1 | 2 | |
| Vermont | Burlington | 1,323 | Inpatient Mental Health | 1 in 60 mins | 1,323 | 100.0 | 2 | 1.2 | 2.5 | | |
| | | | Inpatient MH/SA or Residen... | 1 in 60 mins | 1,323 | 100.0 | 3 | 0.5 | 1.6 | | |
| | | | Intensive Outpatient | 1 in 60 mins | 1,323 | 100.0 | 5 | 1.1 | 1.1 | | |
| | | | Outpatient Mental Health/S... | 1 in 30 mins | 1,323 | 100.0 | 5 | 1.1 | 1.1 | | |
| | | | Partial Hospitalization | 1 in 60 mins | 1,323 | 100.0 | 3 | 1.1 | 1.1 | | |
| | | | Routine Office Based Menta... | 1 in 30 mins | 1,323 | 100.0 | 505 | 0.3 | 0.3 | | |
| | | | South Burlington | 96 | Inpatient Mental Health | 1 in 60 mins | 96 | 100.0 | 0 | 4.0 | 4.2 |
| | | | | | Inpatient MH/SA or Residen... | 1 in 60 mins | 96 | 100.0 | 0 | 4.0 | 4.2 |
| | | | | | Intensive Outpatient | 1 in 60 mins | 96 | 100.0 | 2 | 2.4 | 3.2 |
| | Outpatient Mental Health/S... | 1 in 30 mins | | | 96 | 100.0 | 2 | 2.4 | 3.2 | | |
| | Partial Hospitalization | 1 in 60 mins | | | 96 | 100.0 | 1 | 3.6 | 4.0 | | |
| | Routine Office Based Menta... | 1 in 30 mins | | | 96 | 100.0 | 160 | 0.1 | 1.0 | | |
| | Winooski | 65 | Inpatient Mental Health | 1 in 60 mins | 65 | 100.0 | 0 | 2.0 | 5.9 | | |
| | | | Inpatient MH/SA or Residen... | 1 in 60 mins | 65 | 100.0 | 0 | 2.0 | 3.3 | | |
| | | | Intensive Outpatient | 1 in 60 mins | 65 | 100.0 | 0 | 2.5 | 2.5 | | |
| | | | Outpatient Mental Health/S... | 1 in 30 mins | 65 | 100.0 | 0 | 2.5 | 2.5 | | |
| | | | Partial Hospitalization | 1 in 60 mins | 65 | 100.0 | 0 | 2.5 | 2.5 | | |
| | | | Routine Office Based Menta... | 1 in 30 mins | 65 | 100.0 | 18 | 0.4 | 0.4 | | |
| | Essex Junction | 30 | Inpatient Mental Health | 1 in 60 mins | 30 | 100.0 | 0 | 6.3 | 9.2 | | |
| | | | Inpatient MH/SA or Residen... | 1 in 60 mins | 30 | 100.0 | 0 | 6.3 | 7.3 | | |
| | | | Intensive Outpatient | 1 in 60 mins | 30 | 100.0 | 1 | 1.0 | 4.9 | | |
| | | | Outpatient Mental Health/S... | 1 in 30 mins | 30 | 100.0 | 1 | 1.0 | 4.9 | | |
| | | | Partial Hospitalization | 1 in 60 mins | 30 | 100.0 | 0 | 6.7 | 6.7 | | |
| | | | Routine Office Based Menta... | 1 in 30 mins | 30 | 100.0 | 66 | 0.9 | 0.9 | | |
| Colchester | 28 | Inpatient Mental Health | 1 in 60 mins | 28 | 100.0 | 0 | 5.6 | 6.8 | | | |
| | | Inpatient MH/SA or Residen... | 1 in 60 mins | 28 | 100.0 | 0 | 5.0 | 5.6 | | | |
| | | Intensive Outpatient | 1 in 60 mins | 28 | 100.0 | 0 | 5.4 | 5.4 | | | |
| | | Outpatient Mental Health/S... | 1 in 30 mins | 28 | 100.0 | 0 | 5.4 | 5.4 | | | |
| | | Partial Hospitalization | 1 in 60 mins | 28 | 100.0 | 0 | 5.4 | 5.4 | | | |
| | | Routine Office Based Menta... | 1 in 30 mins | 28 | 100.0 | 36 | 0.5 | 0.5 | | | |



Accessibility Detail

Access Detail for All Employees With Access

July 2021

Created for...
Cigna Payer Solutions Vermont PPO

- Access Analysis
- VT State Access
- Distance Method
- Estimated Driving Distance
- Employee / Provider Groups
- All Employees
- Routine Office Based Mental Health and Substance Abuse Services
- Outpatient Mental Health/Substance Abuse Services
- Inpatient Mental Health
- Intensive Outpatient
- Partial Hospitalization
- Inpatient MH/SA or Residential MH/SA

| All Employees | | | | | | | | | | | | | |
|-------------------------|-----------------------|-------------------------|-----------------------|-------------------------|-----------------------|--------------|----------------------|--------------|-------|--------------|-------|------|------|
| State Name | County | City | Zip Code | Employee | Provider | | Counts | With Access | | Average Time | | | |
| | | | | # | Group | Standard | # | # | % | 1 | 2 | | |
| Vermont | Addison | Bristol | 05443 | 4 | Routine Office Ba... | 1 in 30 mins | 9 | 4 | 100.0 | 2.8 | 2.8 | | |
| | | | | | Outpatient Mental... | 1 in 30 mins | 0 | 4 | 100.0 | 9.4 | 25.9 | | |
| | | | | | Inpatient Mental H... | 1 in 60 mins | 0 | 4 | 100.0 | 28.7 | 30.0 | | |
| | | | | | Intensive Outpatient | 1 in 60 mins | 0 | 4 | 100.0 | 9.4 | 26.1 | | |
| | | Partial Hospitalizat... | 1 in 60 mins | 0 | 4 | 100.0 | 9.4 | 26.2 | | | | | |
| | | Inpatient MH/SA o... | 1 in 60 mins | 0 | 4 | 100.0 | 9.4 | 28.7 | | | | | |
| | | Monkton | 05469 | 1 | Routine Office Ba... | 1 in 30 mins | 0 | 1 | 100.0 | 5.6 | 7.5 | | |
| | | | | | Outpatient Mental... | 1 in 30 mins | 0 | 1 | 100.0 | 13.0 | 17.8 | | |
| | Inpatient Mental H... | | | | 1 in 60 mins | 0 | 1 | 100.0 | 21.3 | 21.4 | | | |
| | Intensive Outpatient | | | | 1 in 60 mins | 0 | 1 | 100.0 | 13.0 | 17.8 | | | |
| | North Ferrisb... | 05473 | 1 | Routine Office Ba... | 1 in 30 mins | 1 | 1 | 100.0 | 1.7 | 3.7 | | | |
| | | | | Outpatient Mental... | 1 in 30 mins | 0 | 1 | 100.0 | 9.4 | 14.2 | | | |
| | | | | Inpatient Mental H... | 1 in 60 mins | 0 | 1 | 100.0 | 17.7 | 19.0 | | | |
| | | | | Intensive Outpatient | 1 in 60 mins | 0 | 1 | 100.0 | 9.4 | 14.2 | | | |
| | | | | Partial Hospitalizat... | 1 in 60 mins | 0 | 1 | 100.0 | 9.4 | 14.2 | | | |
| | | | | Inpatient MH/SA o... | 1 in 60 mins | 0 | 1 | 100.0 | 9.4 | 17.7 | | | |
| | | | | Vergennes | 05491 | 1 | Routine Office Ba... | 1 in 30 mins | 4 | 1 | 100.0 | 6.2 | 6.3 |
| | | | | | | | Outpatient Mental... | 1 in 30 mins | 1 | 1 | 100.0 | 6.4 | 28.3 |
| | Inpatient Mental H... | 1 in 60 mins | 0 | | | | 1 | 100.0 | 30.8 | 33.1 | | | |
| | Intensive Outpatient | 1 in 60 mins | 1 | | | | 1 | 100.0 | 6.4 | 28.3 | | | |
| | Bennington | Arlington | 05250 | 1 | Routine Office Ba... | 1 in 30 mins | 1 | 1 | 100.0 | 0.8 | 11.0 | | |
| | | | | | Outpatient Mental... | 1 in 30 mins | 0 | 1 | 100.0 | 16.0 | 40.9 | | |
| | | | | | Inpatient Mental H... | 1 in 60 mins | 0 | 1 | 100.0 | 16.0 | 40.9 | | |
| | | | | | Intensive Outpatient | 1 in 60 mins | 0 | 1 | 100.0 | 16.0 | 40.9 | | |
| Partial Hospitalizat... | | | | | 1 in 60 mins | 0 | 1 | 100.0 | 16.0 | 42.0 | | | |
| Inpatient MH/SA o... | | | | | 1 in 60 mins | 0 | 1 | 100.0 | 16.0 | 35.0 | | | |
| Dorset | | | | | 05251 | 1 | Routine Office Ba... | 1 in 30 mins | 1 | 1 | 100.0 | 3.0 | 4.3 |
| | | | | | | | Outpatient Mental... | 1 in 30 mins | 0 | 1 | 100.0 | 29.6 | 29.6 |
| | Inpatient Mental H... | 1 in 60 mins | 0 | 1 | | | 100.0 | 29.6 | 30.4 | | | | |
| | Intensive Outpatient | 1 in 60 mins | 0 | 1 | | | 100.0 | 29.6 | 29.6 | | | | |
| Manchester | 05254 | 1 | Routine Office Ba... | 1 in 30 mins | 2 | 1 | 100.0 | 0.2 | 0.2 | | | | |
| | | | Outpatient Mental... | 1 in 30 mins | 0 | 1 | 100.0 | 25.6 | 35.1 | | | | |
| | | | Inpatient Mental H... | 1 in 60 mins | 0 | 1 | 100.0 | 25.6 | 35.1 | | | | |
| | | | Intensive Outpatient | 1 in 60 mins | 0 | 1 | 100.0 | 25.6 | 35.1 | | | | |

Access Detail for All Employees With Access

July 2021

Created for...
Cigna Payer Solutions Vermont PPO

- Access Analysis
- VT State Access
- Distance Method
- Estimated Driving Distance
- Employee / Provider Groups
- All Employees
- Routine Office Based Mental Health and Substance Abuse Services
- Outpatient Mental Health/Substance Abuse Services
- Inpatient Mental Health
- Intensive Outpatient
- Partial Hospitalization
- Inpatient MH/SA or Residential MH/SA

| All Employees | | | | | | | | | | | | |
|-------------------------|-------------------------|-----------------|------------|-----------------------|-------------------------|-----------------------|--------------|-------------|-------|--------------|------|------|
| State Name | County | City | Zip Code | Employee | Provider | | Counts | With Access | | Average Time | | |
| | | | | # | Group | Standard | # | # | % | 1 | 2 | |
| Vermont | Bennington | Manchester | 05254 | 1 | Partial Hospitalizat... | 1 in 60 mins | 0 | 1 | 100.0 | 25.6 | 35.1 | |
| | | | | | Inpatient MH/SA o... | 1 in 60 mins | 0 | 1 | 100.0 | 25.6 | 25.7 | |
| | | Shaftsbury | 05262 | 1 | Routine Office Ba... | 1 in 30 mins | 0 | 1 | 100.0 | 5.6 | 5.6 | |
| | Outpatient Mental... | | | | 1 in 30 mins | 0 | 1 | 100.0 | 7.6 | 38.5 | | |
| | | Caledonia | Danville | 05828 | 2 | Inpatient Mental H... | 1 in 60 mins | 0 | 1 | 100.0 | 7.6 | 39.2 |
| | Intensive Outpatient | | | | | 1 in 60 mins | 0 | 1 | 100.0 | 7.6 | 38.5 | |
| | Partial Hospitalizat... | | | | | 1 in 60 mins | 0 | 1 | 100.0 | 7.6 | 38.5 | |
| | Inpatient MH/SA o... | | | | | 1 in 60 mins | 0 | 1 | 100.0 | 7.6 | 38.9 | |
| | Routine Office Ba... | | | | | 1 in 30 mins | 5 | 2 | 100.0 | 1.8 | 1.8 | |
| | Outpatient Mental... | | | | | 1 in 30 mins | 0 | 2 | 100.0 | 7.6 | 8.7 | |
| | Inpatient Mental H... | | | | | 1 in 60 mins | 0 | 2 | 100.0 | 35.1 | 39.0 | |
| | Intensive Outpatient | | | | | 1 in 60 mins | 0 | 2 | 100.0 | 8.7 | 31.9 | |
| | Partial Hospitalizat... | | | | | 1 in 60 mins | 0 | 2 | 100.0 | 31.9 | 39.0 | |
| | Inpatient MH/SA o... | | | | | 1 in 60 mins | 0 | 2 | 100.0 | 31.9 | 35.1 | |
| | | Saint Johnsb... | 05819 | 2 | Routine Office Ba... | 1 in 30 mins | 56 | 2 | 100.0 | 1.0 | 1.0 | |
| | Outpatient Mental... | | | | 1 in 30 mins | 2 | 2 | 100.0 | 1.4 | 1.8 | | |
| | Inpatient Mental H... | | | | 1 in 60 mins | 0 | 2 | 100.0 | 40.5 | 41.7 | | |
| | Intensive Outpatient | | | | 1 in 60 mins | 1 | 2 | 100.0 | 1.4 | 35.8 | | |
| | Partial Hospitalizat... | | | | 1 in 60 mins | 0 | 2 | 100.0 | 35.8 | 41.7 | | |
| | Inpatient MH/SA o... | | | | 1 in 60 mins | 0 | 2 | 100.0 | 35.8 | 40.5 | | |
| | Routine Office Ba... | | | | 1 in 30 mins | 485 | 791 | 100.0 | 0.1 | 0.1 | | |
| | Outpatient Mental... | | | | 1 in 30 mins | 5 | 791 | 100.0 | 0.9 | 0.9 | | |
| | | Chittenden | Burlington | 05401 | 791 | Inpatient Mental H... | 1 in 60 mins | 2 | 791 | 100.0 | 1.3 | 1.8 |
| | Intensive Outpatient | | | | | 1 in 60 mins | 5 | 791 | 100.0 | 0.9 | 0.9 | |
| | Partial Hospitalizat... | | | | | 1 in 60 mins | 3 | 791 | 100.0 | 0.9 | 0.9 | |
| | Inpatient MH/SA o... | | | | | 1 in 60 mins | 3 | 791 | 100.0 | 0.2 | 1.3 | |
| | Routine Office Ba... | | | | | 1 in 30 mins | 0 | 1 | 100.0 | 0.0 | 0.0 | |
| | Outpatient Mental... | | | | | 1 in 30 mins | 0 | 1 | 100.0 | 0.9 | 0.9 | |
| Inpatient Mental H... | 1 in 60 mins | | | | | 0 | 1 | 100.0 | 1.2 | 2.1 | | |
| Intensive Outpatient | 1 in 60 mins | | | | | 0 | 1 | 100.0 | 0.9 | 0.9 | | |
| Partial Hospitalizat... | 1 in 60 mins | | | | | 0 | 1 | 100.0 | 0.9 | 0.9 | | |
| Inpatient MH/SA o... | 1 in 60 mins | | | | | 0 | 1 | 100.0 | 0.1 | 1.2 | | |
| | 05402 | | 1 | Routine Office Ba... | 1 in 30 mins | 0 | 1 | 100.0 | 0.0 | 0.0 | | |
| Outpatient Mental... | | | | 1 in 30 mins | 0 | 1 | 100.0 | 0.9 | 0.9 | | | |
| Inpatient Mental H... | | | | 1 in 60 mins | 0 | 1 | 100.0 | 1.2 | 2.1 | | | |
| Intensive Outpatient | | | | 1 in 60 mins | 0 | 1 | 100.0 | 0.9 | 0.9 | | | |
| Partial Hospitalizat... | | | | 1 in 60 mins | 0 | 1 | 100.0 | 0.9 | 0.9 | | | |
| Inpatient MH/SA o... | | | | 1 in 60 mins | 0 | 1 | 100.0 | 0.1 | 1.2 | | | |
| Routine Office Ba... | | | | 1 in 30 mins | 14 | 497 | 100.0 | 0.6 | 0.6 | | | |
| Outpatient Mental... | | | | 1 in 30 mins | 0 | 497 | 100.0 | 0.9 | 0.9 | | | |
| | 05405 | | 497 | Inpatient Mental H... | 1 in 60 mins | 0 | 497 | 100.0 | 0.6 | 3.2 | | |
| Intensive Outpatient | | | | 1 in 60 mins | 0 | 497 | 100.0 | 0.9 | 0.9 | | | |
| Partial Hospitalizat... | | | | 1 in 60 mins | 0 | 497 | 100.0 | 0.9 | 0.9 | | | |
| Inpatient MH/SA o... | | | | 1 in 60 mins | 0 | 497 | 100.0 | 0.6 | 1.7 | | | |
| Routine Office Ba... | | | | 1 in 30 mins | 6 | 34 | 100.0 | 0.5 | 0.5 | | | |
| Outpatient Mental... | | | | 1 in 30 mins | 0 | 34 | 100.0 | 6.8 | 6.8 | | | |

Access Detail for All Employees With Access

July 2021

Created for...
Cigna Payer Solutions Vermont PPO

Access Analysis
VT State Access

Distance Method
Estimated Driving Distance

Employee / Provider Groups
All Employees
Routine Office Based Mental Health and Substance Abuse Services
Outpatient Mental Health/Substance Abuse Services
Inpatient Mental Health
Intensive Outpatient
Partial Hospitalization
Inpatient MH/SA or Residential MH/SA

| All Employees | | | | | | | | | | | | | |
|-------------------------|-------------------------|--------------|-------------------------|-------------------------|-------------------------|--------------|-----------------------|--------------|-------|--------------|-------|------|------|
| State Name | County | City | Zip Code | Employee | Provider | | Counts | With Access | | Average Time | | | |
| | | | | # | Group | Standard | # | # | % | 1 | 2 | | |
| Vermont | Chittenden | Richmond | 05477 | 5 | Routine Office Ba... | 1 in 30 mins | 7 | 5 | 100.0 | 2.5 | 2.5 | | |
| | | | | | Outpatient Mental... | 1 in 30 mins | 0 | 5 | 100.0 | 15.9 | 17.1 | | |
| | | | | | Inpatient Mental H... | 1 in 60 mins | 0 | 5 | 100.0 | 19.4 | 19.9 | | |
| | | | | | Intensive Outpatient | 1 in 60 mins | 0 | 5 | 100.0 | 15.9 | 17.1 | | |
| | | | | | Partial Hospitalizat... | 1 in 60 mins | 0 | 5 | 100.0 | 15.9 | 19.4 | | |
| | | Shelburne | 05482 | 10 | Routine Office Ba... | 1 in 30 mins | 13 | 10 | 100.0 | 0.1 | 0.1 | | |
| | | | | | Outpatient Mental... | 1 in 30 mins | 0 | 10 | 100.0 | 4.4 | 5.8 | | |
| | | | | | Inpatient Mental H... | 1 in 60 mins | 0 | 10 | 100.0 | 6.8 | 9.6 | | |
| | | | | | Intensive Outpatient | 1 in 60 mins | 0 | 10 | 100.0 | 4.4 | 5.8 | | |
| | | | | | Partial Hospitalizat... | 1 in 60 mins | 0 | 10 | 100.0 | 4.4 | 6.8 | | |
| | South Burling... | 05403 | 96 | Routine Office Ba... | 1 in 30 mins | 160 | 96 | 100.0 | 0.1 | 1.0 | | | |
| | | | | Outpatient Mental... | 1 in 30 mins | 2 | 96 | 100.0 | 2.4 | 3.2 | | | |
| | | | | Inpatient Mental H... | 1 in 60 mins | 0 | 96 | 100.0 | 4.0 | 4.2 | | | |
| | | | | Intensive Outpatient | 1 in 60 mins | 2 | 96 | 100.0 | 2.4 | 3.2 | | | |
| | | | | Partial Hospitalizat... | 1 in 60 mins | 1 | 96 | 100.0 | 3.6 | 4.0 | | | |
| | | | | Inpatient MH/SA o... | 1 in 60 mins | 0 | 96 | 100.0 | 4.0 | 4.2 | | | |
| | | | | Underhill | 05489 | 1 | Routine Office Ba... | 1 in 30 mins | 1 | 1 | 100.0 | 6.0 | 6.1 |
| | | | | | | | Outpatient Mental... | 1 in 30 mins | 0 | 1 | 100.0 | 16.5 | 22.0 |
| | | | | | | | Inpatient Mental H... | 1 in 60 mins | 0 | 1 | 100.0 | 23.2 | 25.9 |
| | | | | | | | Intensive Outpatient | 1 in 60 mins | 0 | 1 | 100.0 | 16.5 | 22.0 |
| | Partial Hospitalizat... | 1 in 60 mins | 0 | | | | 1 | 100.0 | 23.5 | 23.5 | | | |
| | Westford | 05494 | 1 | Routine Office Ba... | 1 in 30 mins | 1 | 1 | 100.0 | 1.6 | 4.0 | | | |
| | | | | Outpatient Mental... | 1 in 30 mins | 0 | 1 | 100.0 | 14.2 | 16.3 | | | |
| | | | | Inpatient Mental H... | 1 in 60 mins | 0 | 1 | 100.0 | 21.1 | 23.7 | | | |
| | | | | Intensive Outpatient | 1 in 60 mins | 0 | 1 | 100.0 | 14.2 | 16.3 | | | |
| Partial Hospitalizat... | | | | 1 in 60 mins | 0 | 1 | 100.0 | 21.4 | 21.4 | | | | |
| Williston | 05495 | 16 | Routine Office Ba... | 1 in 30 mins | 43 | 16 | 100.0 | 0.3 | 0.5 | | | | |
| | | | Outpatient Mental... | 1 in 30 mins | 0 | 16 | 100.0 | 6.3 | 6.9 | | | | |
| | | | Inpatient Mental H... | 1 in 60 mins | 0 | 16 | 100.0 | 8.1 | 8.5 | | | | |
| | | | Intensive Outpatient | 1 in 60 mins | 0 | 16 | 100.0 | 6.3 | 6.9 | | | | |
| | | | Partial Hospitalizat... | 1 in 60 mins | 0 | 16 | 100.0 | 7.9 | 8.1 | | | | |
| Winooski | 05404 | 65 | Routine Office Ba... | 1 in 30 mins | 18 | 65 | 100.0 | 0.4 | 0.4 | | | | |
| | | | Outpatient Mental... | 1 in 30 mins | 0 | 65 | 100.0 | 2.5 | 2.5 | | | | |
| | | | Inpatient Mental H... | 1 in 60 mins | 0 | 65 | 100.0 | 2.0 | 5.9 | | | | |
| | | | Intensive Outpatient | 1 in 60 mins | 0 | 65 | 100.0 | 2.5 | 2.5 | | | | |
| | | | | | | | | | | | | | |

Access Detail for All Employees With Access

July 2021

Created for...
Cigna Payer Solutions Vermont PPO

- Access Analysis
- VT State Access
- Distance Method
 - Estimated Driving Distance
- Employee / Provider Groups
 - All Employees
 - Routine Office Based Mental Health and Substance Abuse Services
 - Outpatient Mental Health/Substance Abuse Services
 - Inpatient Mental Health
 - Intensive Outpatient
 - Partial Hospitalization
 - Inpatient MH/SA or Residential MH/SA

| All Employees | | | | | | | | | | | | | | |
|-------------------------|-------------------------|----------------|----------------------|-------------------------|-------------------------|--------------|----------------------|-------------------------|--------------|--------------|-------|-------|------|------|
| State Name | County | City | Zip Code | Employee | Provider | | Counts | With Access | | Average Time | | | | |
| | | | | # | Group | Standard | # | # | % | 1 | 2 | | | |
| Vermont | Chittenden | Winooski | 05404 | 65 | Partial Hospitalizat... | 1 in 60 mins | 0 | 65 | 100.0 | 2.5 | 2.5 | | | |
| | | | | | Inpatient MH/SA o... | 1 in 60 mins | 0 | 65 | 100.0 | 2.0 | 3.3 | | | |
| | Franklin | Enosburg Falls | 05450 | 1 | Routine Office Ba... | 1 in 30 mins | 9 | 1 | 100.0 | 0.7 | 0.7 | | | |
| | | | | | Outpatient Mental... | 1 in 30 mins | 0 | 1 | 100.0 | 20.5 | 21.9 | | | |
| | | | | | Inpatient Mental H... | 1 in 60 mins | 0 | 1 | 100.0 | 33.8 | 51.1 | | | |
| | | | | | Intensive Outpatient | 1 in 60 mins | 0 | 1 | 100.0 | 20.5 | 33.8 | | | |
| | | | | | Partial Hospitalizat... | 1 in 60 mins | 0 | 1 | 100.0 | 33.8 | 51.4 | | | |
| | | | | | Inpatient MH/SA o... | 1 in 60 mins | 0 | 1 | 100.0 | 33.8 | 51.1 | | | |
| | | | | | Fairfax | 05454 | 2 | Routine Office Ba... | 1 in 30 mins | 1 | 2 | 100.0 | 2.5 | 6.2 |
| | | | | | | | | Outpatient Mental... | 1 in 30 mins | 0 | 2 | 100.0 | 10.4 | 11.0 |
| | | | | | | | | Inpatient Mental H... | 1 in 60 mins | 0 | 2 | 100.0 | 26.2 | 28.8 |
| | | | | | | | | Intensive Outpatient | 1 in 60 mins | 0 | 2 | 100.0 | 10.4 | 19.0 |
| | | | | | | | | Partial Hospitalizat... | 1 in 60 mins | 0 | 2 | 100.0 | 26.5 | 26.5 |
| | | | | | | | | Inpatient MH/SA o... | 1 in 60 mins | 0 | 2 | 100.0 | 26.2 | 27.1 |
| | | | | | Richford | 05476 | 1 | Routine Office Ba... | 1 in 30 mins | 5 | 1 | 100.0 | 1.8 | 1.8 |
| | | | | | | | | Outpatient Mental... | 1 in 30 mins | 0 | 1 | 100.0 | 25.6 | 27.1 |
| | | | | | | | | Inpatient Mental H... | 1 in 60 mins | 0 | 1 | 100.0 | 27.1 | 58.9 |
| | | | | | | | | Intensive Outpatient | 1 in 60 mins | 0 | 1 | 100.0 | 27.1 | 30.9 |
| | | | | | | | | Partial Hospitalizat... | 1 in 60 mins | 0 | 1 | 100.0 | 27.1 | 62.8 |
| | | | | | | | | Inpatient MH/SA o... | 1 in 60 mins | 0 | 1 | 100.0 | 27.1 | 58.9 |
| | Saint Albans | 05478 | 6 | Routine Office Ba... | | | | 1 in 30 mins | 128 | 6 | 100.0 | 0.3 | 0.3 | |
| | | | | Outpatient Mental... | | | | 1 in 30 mins | 2 | 6 | 100.0 | 0.9 | 1.5 | |
| | | | | Inpatient Mental H... | | | | 1 in 60 mins | 0 | 6 | 100.0 | 30.3 | 32.7 | |
| | | | | Intensive Outpatient | | | | 1 in 60 mins | 1 | 6 | 100.0 | 1.5 | 24.0 | |
| | | | | Partial Hospitalizat... | | | | 1 in 60 mins | 0 | 6 | 100.0 | 30.6 | 30.6 | |
| | | | | Inpatient MH/SA o... | | | | 1 in 60 mins | 0 | 6 | 100.0 | 30.3 | 31.0 | |
| | Swanton | 05488 | 2 | Routine Office Ba... | 1 in 30 mins | 7 | 2 | 100.0 | 0.1 | 0.1 | | | | |
| | | | | Outpatient Mental... | 1 in 30 mins | 0 | 2 | 100.0 | 10.1 | 10.6 | | | | |
| | | | | Inpatient Mental H... | 1 in 60 mins | 0 | 2 | 100.0 | 37.6 | 39.7 | | | | |
| | | | | Intensive Outpatient | 1 in 60 mins | 0 | 2 | 100.0 | 10.6 | 31.6 | | | | |
| Partial Hospitalizat... | | | | 1 in 60 mins | 0 | 2 | 100.0 | 37.8 | 37.8 | | | | | |
| Inpatient MH/SA o... | | | | 1 in 60 mins | 0 | 2 | 100.0 | 37.6 | 38.0 | | | | | |
| Grand Isle | | | | Grand Isle | 05458 | 2 | Routine Office Ba... | 1 in 30 mins | 0 | 2 | 100.0 | 3.4 | 3.9 | |
| | | | | | | | Outpatient Mental... | 1 in 30 mins | 0 | 2 | 100.0 | 17.5 | 19.0 | |
| | Inpatient Mental H... | 1 in 60 mins | 0 | | | | 2 | 100.0 | 22.9 | 23.1 | | | | |
| | Intensive Outpatient | 1 in 60 mins | 0 | | | | 2 | 100.0 | 19.0 | 22.4 | | | | |
| | Partial Hospitalizat... | 1 in 60 mins | 0 | | | | 2 | 100.0 | 22.6 | 22.6 | | | | |
| | Inpatient MH/SA o... | 1 in 60 mins | 0 | | | | 2 | 100.0 | 22.0 | 22.9 | | | | |
| South Hero | 05486 | 1 | Routine Office Ba... | 1 in 30 mins | 3 | 1 | 100.0 | 0.3 | 0.8 | | | | | |
| | | | Outpatient Mental... | 1 in 30 mins | 0 | 1 | 100.0 | 18.6 | 18.6 | | | | | |

Access Detail for All Employees With Access

July 2021

Created for...
Cigna Payer Solutions Vermont PPO

Access Analysis
VT State Access
Distance Method
Estimated Driving Distance
Employee / Provider Groups
All Employees
Routine Office Based Mental Health and Substance Abuse Services
Outpatient Mental Health/Substance Abuse Services
Inpatient Mental Health
Intensive Outpatient
Partial Hospitalization
Inpatient MH/SA or Residential MH/SA

| All Employees | | | | | | | | | | | | | | | |
|-----------------------|-------------------------|--------------|----------|-------------------------|-------------------------|--------------|--------|-------------|----------------------|--------------|------|-------|-------|------|------|
| State Name | County | City | Zip Code | Employee | Provider | | Counts | With Access | | Average Time | | | | | |
| | | | | # | Group | Standard | # | # | % | 1 | 2 | | | | |
| Vermont | Grand Isle | South Hero | 05486 | 1 | Inpatient Mental H... | 1 in 60 mins | 0 | 1 | 100.0 | 18.8 | 18.9 | | | | |
| | | | | | Intensive Outpatient | 1 in 60 mins | 0 | 1 | 100.0 | 18.6 | 18.6 | | | | |
| | | | | | Partial Hospitalizat... | 1 in 60 mins | 0 | 1 | 100.0 | 18.6 | 18.6 | | | | |
| | | | | | Inpatient MH/SA o... | 1 in 60 mins | 0 | 1 | 100.0 | 18.0 | 18.8 | | | | |
| | Lamoille | Stowe | 05672 | 2 | Routine Office Ba... | 1 in 30 mins | 44 | 2 | 100.0 | 0.3 | 0.3 | | | | |
| | | | | | Outpatient Mental... | 1 in 30 mins | 0 | 2 | 100.0 | 21.8 | 23.8 | | | | |
| | | | | | Inpatient Mental H... | 1 in 60 mins | 0 | 2 | 100.0 | 24.8 | 29.4 | | | | |
| | | | | | Intensive Outpatient | 1 in 60 mins | 0 | 2 | 100.0 | 21.8 | 23.8 | | | | |
| | | | | | Partial Hospitalizat... | 1 in 60 mins | 0 | 2 | 100.0 | 29.7 | 29.7 | | | | |
| | | | | | Inpatient MH/SA o... | 1 in 60 mins | 0 | 2 | 100.0 | 24.8 | 29.4 | | | | |
| | | | | | Orange | Brookfield | 05036 | 2 | Routine Office Ba... | 1 in 30 mins | 1 | 2 | 100.0 | 4.9 | 8.2 |
| | | | | | | | | | Outpatient Mental... | 1 in 30 mins | 0 | 2 | 100.0 | 12.3 | 14.6 |
| | Inpatient Mental H... | 1 in 60 mins | 0 | 2 | | | | | 100.0 | 15.6 | 38.4 | | | | |
| | Intensive Outpatient | 1 in 60 mins | 0 | 2 | | | | | 100.0 | 12.3 | 15.6 | | | | |
| | Partial Hospitalizat... | 1 in 60 mins | 0 | 2 | | | | | 100.0 | 23.7 | 38.4 | | | | |
| | Inpatient MH/SA o... | 1 in 60 mins | 0 | 2 | | | | | 100.0 | 15.6 | 23.7 | | | | |
| | Fairlee | Fairlee | 05045 | 1 | Routine Office Ba... | 1 in 30 mins | 0 | 1 | 100.0 | 6.0 | 6.0 | | | | |
| | | | | | Outpatient Mental... | 1 in 30 mins | 0 | 1 | 100.0 | 8.1 | 8.5 | | | | |
| | | | | | Inpatient Mental H... | 1 in 60 mins | 0 | 1 | 100.0 | 24.8 | 24.8 | | | | |
| | | | | | Intensive Outpatient | 1 in 60 mins | 0 | 1 | 100.0 | 8.1 | 8.5 | | | | |
| | | | | | Partial Hospitalizat... | 1 in 60 mins | 0 | 1 | 100.0 | 8.5 | 24.8 | | | | |
| | | | | | Inpatient MH/SA o... | 1 in 60 mins | 0 | 1 | 100.0 | 8.5 | 24.8 | | | | |
| | | | | | Randolph | Randolph | 05060 | 1 | Routine Office Ba... | 1 in 30 mins | 38 | 1 | 100.0 | 1.9 | 1.9 |
| | | | | | | | | | Outpatient Mental... | 1 in 30 mins | 1 | 1 | 100.0 | 2.9 | 23.3 |
| Inpatient Mental H... | | | | | | | | | 1 in 60 mins | 0 | 1 | 100.0 | 24.2 | 38.1 | |
| Intensive Outpatient | | | | | | | | | 1 in 60 mins | 1 | 1 | 100.0 | 2.9 | 24.2 | |
| Randolph Ce... | Randolph Ce... | 05061 | 2 | Partial Hospitalizat... | 1 in 60 mins | 0 | 1 | 100.0 | 29.5 | 37.6 | | | | | |
| | | | | Inpatient MH/SA o... | 1 in 60 mins | 0 | 1 | 100.0 | 24.2 | 29.5 | | | | | |
| | | | | Routine Office Ba... | 1 in 30 mins | 0 | 2 | 100.0 | 2.8 | 2.8 | | | | | |
| | | | | Outpatient Mental... | 1 in 30 mins | 0 | 2 | 100.0 | 6.3 | 21.1 | | | | | |
| | | | | Inpatient Mental H... | 1 in 60 mins | 0 | 2 | 100.0 | 22.1 | 32.8 | | | | | |
| | | | | Intensive Outpatient | 1 in 60 mins | 0 | 2 | 100.0 | 6.3 | 22.0 | | | | | |
| South Strafford | South Strafford | 05070 | 1 | Partial Hospitalizat... | 1 in 60 mins | 0 | 2 | 100.0 | 26.0 | 32.8 | | | | | |
| | | | | Inpatient MH/SA o... | 1 in 60 mins | 0 | 2 | 100.0 | 22.1 | 26.0 | | | | | |
| | | | | Routine Office Ba... | 1 in 30 mins | 0 | 1 | 100.0 | 6.8 | 8.5 | | | | | |
| | | | | Outpatient Mental... | 1 in 30 mins | 0 | 1 | 100.0 | 15.0 | 15.0 | | | | | |
| | | | | Inpatient Mental H... | 1 in 60 mins | 0 | 1 | 100.0 | 15.0 | 15.0 | | | | | |
| | | | | Intensive Outpatient | 1 in 60 mins | 0 | 1 | 100.0 | 15.0 | 15.0 | | | | | |
| | | | | | Partial Hospitalizat... | 1 in 60 mins | 0 | 1 | 100.0 | 15.0 | 15.0 | | | | |
| | | | | | Inpatient MH/SA o... | 1 in 60 mins | 0 | 1 | 100.0 | 15.0 | 15.0 | | | | |

Access Detail for All Employees With Access

July 2021

Created for...
Cigna Payer Solutions Vermont PPO

- Access Analysis
- VT State Access
- Distance Method
- Estimated Driving Distance
- Employee / Provider Groups
- All Employees
- Routine Office Based Mental Health and Substance Abuse Services
- Outpatient Mental Health/Substance Abuse Services
- Inpatient Mental Health
- Intensive Outpatient
- Partial Hospitalization
- Inpatient MH/SA or Residential MH/SA

| All Employees | | | | | | | | | | | | | | | |
|-----------------------|-------------------------|--------------|-------------------------|-------------------------|-------------------------|--------------|----------------------|----------------------|-----------------------|--------------|-------|-------|-------|------|------|
| State Name | County | City | Zip Code | Employee | Provider | | Counts | With Access | | Average Time | | | | | |
| | | | | # | Group | Standard | # | # | % | 1 | 2 | | | | |
| Vermont | Orange | Tunbridge | 05077 | 2 | Routine Office Ba... | 1 in 30 mins | 0 | 2 | 100.0 | 5.3 | 7.5 | | | | |
| | | | | | Outpatient Mental... | 1 in 30 mins | 0 | 2 | 100.0 | 10.6 | 23.2 | | | | |
| | | | | 1 | Inpatient Mental H... | 1 in 60 mins | 0 | 2 | 100.0 | 25.4 | 25.4 | | | | |
| | | | | | Intensive Outpatient | 1 in 60 mins | 0 | 2 | 100.0 | 10.6 | 23.2 | | | | |
| | | | | | Partial Hospitalizat... | 1 in 60 mins | 0 | 2 | 100.0 | 23.7 | 25.4 | | | | |
| | | | | | Inpatient MH/SA o... | 1 in 60 mins | 0 | 2 | 100.0 | 23.7 | 25.4 | | | | |
| | | | | | Williamstown | 05679 | Routine Office Ba... | 1 in 30 mins | 2 | 1 | 100.0 | 1.4 | 1.4 | | |
| | | | | | | | Outpatient Mental... | 1 in 30 mins | 0 | 1 | 100.0 | 7.2 | 7.9 | | |
| | | | | | Orleans | Barton | 05822 | 1 | Inpatient Mental H... | 1 in 60 mins | 0 | 1 | 100.0 | 8.7 | 40.9 |
| | | | | | | | | | Intensive Outpatient | 1 in 60 mins | 0 | 1 | 100.0 | 7.2 | 8.2 |
| | Partial Hospitalizat... | 1 in 60 mins | 0 | 1 | | | | 100.0 | 25.3 | 40.2 | | | | | |
| | Inpatient MH/SA o... | 1 in 60 mins | 0 | 1 | | | | 100.0 | 8.7 | 25.3 | | | | | |
| | Routine Office Ba... | 1 in 30 mins | 2 | 1 | | | | 100.0 | 1.0 | 4.9 | | | | | |
| | Outpatient Mental... | 1 in 30 mins | 0 | 1 | | | | 100.0 | 14.4 | 16.2 | | | | | |
| | Inpatient Mental H... | 1 in 60 mins | 0 | 1 | | | | 100.0 | 14.4 | 52.2 | | | | | |
| | Intensive Outpatient | 1 in 60 mins | 0 | 1 | | | | 100.0 | 14.4 | 16.2 | | | | | |
| | Washington | Barre | 05641 | 1 | Partial Hospitalizat... | 1 in 60 mins | 0 | 1 | 100.0 | 14.4 | 56.5 | | | | |
| | | | | | Inpatient MH/SA o... | 1 in 60 mins | 0 | 1 | 100.0 | 14.4 | 52.2 | | | | |
| | | | | Routine Office Ba... | 1 in 30 mins | 97 | 1 | 100.0 | 0.2 | 0.4 | | | | | |
| | | | | Outpatient Mental... | 1 in 30 mins | 3 | 1 | 100.0 | 1.2 | 2.4 | | | | | |
| | | | | Inpatient Mental H... | 1 in 60 mins | 0 | 1 | 100.0 | 5.3 | 44.5 | | | | | |
| | | | | Intensive Outpatient | 1 in 60 mins | 2 | 1 | 100.0 | 1.2 | 4.9 | | | | | |
| | | | | Partial Hospitalizat... | 1 in 60 mins | 0 | 1 | 100.0 | 29.2 | 42.0 | | | | | |
| | | | | Inpatient MH/SA o... | 1 in 60 mins | 0 | 1 | 100.0 | 5.3 | 29.2 | | | | | |
| | | | | Cabot | 05647 | 05647 | 1 | Routine Office Ba... | 1 in 30 mins | 0 | 1 | 100.0 | 5.0 | 6.4 | |
| | | | | | | | | Outpatient Mental... | 1 in 30 mins | 0 | 1 | 100.0 | 16.9 | 18.1 | |
| | Inpatient Mental H... | 1 in 60 mins | 0 | | | | 1 | 100.0 | 27.2 | 41.2 | | | | | |
| | Intensive Outpatient | 1 in 60 mins | 0 | | | | 1 | 100.0 | 18.1 | 25.0 | | | | | |
| | Partial Hospitalizat... | 1 in 60 mins | 0 | | | | 1 | 100.0 | 33.3 | 41.2 | | | | | |
| | Inpatient MH/SA o... | 1 in 60 mins | 0 | | | | 1 | 100.0 | 27.2 | 33.3 | | | | | |
| East Montpelier | 05651 | 05651 | 1 | | | | Routine Office Ba... | 1 in 30 mins | 1 | 1 | 100.0 | 2.9 | 3.8 | | |
| | | | | | | | Outpatient Mental... | 1 in 30 mins | 0 | 1 | 100.0 | 4.3 | 4.9 | | |
| | | | Inpatient Mental H... | | | | 1 in 60 mins | 0 | 1 | 100.0 | 6.9 | 48.8 | | | |
| | | | Intensive Outpatient | | | | 1 in 60 mins | 0 | 1 | 100.0 | 4.9 | 5.8 | | | |
| | | | Partial Hospitalizat... | 1 in 60 mins | 0 | 1 | 100.0 | 33.3 | 43.7 | | | | | | |
| | | | Inpatient MH/SA o... | 1 in 60 mins | 0 | 1 | 100.0 | 6.9 | 33.3 | | | | | | |
| | | | Graniteville | 05654 | 05654 | 1 | Routine Office Ba... | 1 in 30 mins | 0 | 1 | 100.0 | 1.9 | 2.7 | | |
| | | | | | | | Outpatient Mental... | 1 in 30 mins | 0 | 1 | 100.0 | 5.0 | 6.1 | | |
| Inpatient Mental H... | 1 in 60 mins | 0 | | | | 1 | 100.0 | 9.0 | 41.2 | | | | | | |
| Intensive Outpatient | 1 in 60 mins | 0 | | | | 1 | 100.0 | 5.0 | 8.6 | | | | | | |

Access Detail for All Employees With Access

July 2021

Created for...
Cigna Payer Solutions Vermont PPO

Access Analysis
VT State Access
Distance Method
Estimated Driving Distance
Employee / Provider Groups
All Employees
Routine Office Based Mental Health and Substance Abuse Services
Outpatient Mental Health/Substance Abuse Services
Inpatient Mental Health
Intensive Outpatient
Partial Hospitalization
Inpatient MH/SA or Residential MH/SA

| All Employees | | | | | | | | | | | | | |
|-------------------------|-------------------------|-------------------------|--------------|-------------------------|-------------------------|--------------|----------------------|--------------|-------|--------------|-------|------|------|
| State Name | County | City | Zip Code | Employee | Provider | | Counts | With Access | | Average Time | | | |
| | | | | # | Group | Standard | # | # | % | 1 | 2 | | |
| Vermont | Washington | Graniteville | 05654 | 1 | Partial Hospitalizat... | 1 in 60 mins | 0 | 1 | 100.0 | 25.5 | 41.2 | | |
| | | | | | Inpatient MH/SA o... | 1 in 60 mins | 0 | 1 | 100.0 | 9.0 | 25.5 | | |
| | | Marshfield | 05658 | 1 | Routine Office Ba... | 1 in 30 mins | 0 | 1 | 100.0 | 8.9 | 9.0 | | |
| | | | | | Outpatient Mental... | 1 in 30 mins | 0 | 1 | 100.0 | 18.2 | 18.4 | | |
| | | | | | Inpatient Mental H... | 1 in 60 mins | 0 | 1 | 100.0 | 20.6 | 46.8 | | |
| | | | | | Intensive Outpatient | 1 in 60 mins | 0 | 1 | 100.0 | 18.4 | 19.6 | | |
| | | | | | Partial Hospitalizat... | 1 in 60 mins | 0 | 1 | 100.0 | 31.3 | 46.8 | | |
| | | | | | Inpatient MH/SA o... | 1 in 60 mins | 0 | 1 | 100.0 | 20.6 | 31.3 | | |
| | | Montpelier | 05602 | 8 | Routine Office Ba... | 1 in 30 mins | 179 | 8 | 100.0 | 0.2 | 0.3 | | |
| | | | | | Outpatient Mental... | 1 in 30 mins | 2 | 8 | 100.0 | 0.5 | 3.8 | | |
| | | | | | Inpatient Mental H... | 1 in 60 mins | 1 | 8 | 100.0 | 3.4 | 47.7 | | |
| | | | | | Intensive Outpatient | 1 in 60 mins | 1 | 8 | 100.0 | 0.6 | 4.0 | | |
| | Partial Hospitalizat... | | | | 1 in 60 mins | 0 | 8 | 100.0 | 36.7 | 39.0 | | | |
| | Inpatient MH/SA o... | | | | 1 in 60 mins | 1 | 8 | 100.0 | 3.4 | 36.7 | | | |
| | Moretown | | | | 05660 | 1 | Routine Office Ba... | 1 in 30 mins | 0 | 1 | 100.0 | 5.4 | 6.8 |
| | | | | | | | Outpatient Mental... | 1 in 30 mins | 0 | 1 | 100.0 | 10.5 | 12.8 |
| | | Inpatient Mental H... | 1 in 60 mins | 0 | | | 1 | 100.0 | 12.4 | 40.3 | | | |
| | | Intensive Outpatient | 1 in 60 mins | 0 | | | 1 | 100.0 | 10.5 | 12.8 | | | |
| | | Partial Hospitalizat... | 1 in 60 mins | 0 | | | 1 | 100.0 | 29.3 | 36.7 | | | |
| | | Inpatient MH/SA o... | 1 in 60 mins | 0 | | | 1 | 100.0 | 12.4 | 29.3 | | | |
| | Waitsfield | 05673 | 1 | Routine Office Ba... | 1 in 30 mins | 6 | 1 | 100.0 | 1.0 | 1.0 | | | |
| | | | | Outpatient Mental... | 1 in 30 mins | 0 | 1 | 100.0 | 15.2 | 16.1 | | | |
| | | | | Inpatient Mental H... | 1 in 60 mins | 0 | 1 | 100.0 | 16.0 | 42.2 | | | |
| | | | | Intensive Outpatient | 1 in 60 mins | 0 | 1 | 100.0 | 16.1 | 17.6 | | | |
| | | | | Partial Hospitalizat... | 1 in 60 mins | 0 | 1 | 100.0 | 23.5 | 38.5 | | | |
| | | | | Inpatient MH/SA o... | 1 in 60 mins | 0 | 1 | 100.0 | 16.0 | 23.5 | | | |
| | | | | Waterbury | 05676 | 2 | Routine Office Ba... | 1 in 30 mins | 17 | 2 | 100.0 | 1.0 | 1.0 |
| | | | | | | | Outpatient Mental... | 1 in 30 mins | 0 | 2 | 100.0 | 15.0 | 18.9 |
| | Inpatient Mental H... | 1 in 60 mins | 0 | | | | 2 | 100.0 | 18.5 | 33.8 | | | |
| | Intensive Outpatient | 1 in 60 mins | 0 | | | | 2 | 100.0 | 15.0 | 18.9 | | | |
| Partial Hospitalizat... | 1 in 60 mins | 0 | 2 | | | | 100.0 | 30.4 | 33.8 | | | | |
| Inpatient MH/SA o... | 1 in 60 mins | 0 | 2 | | | | 100.0 | 18.5 | 33.8 | | | | |
| Windham | Bellows Falls | 05101 | 1 | Routine Office Ba... | 1 in 30 mins | 21 | 1 | 100.0 | 0.5 | 0.7 | | | |
| | | | | Outpatient Mental... | 1 in 30 mins | 1 | 1 | 100.0 | 1.5 | 15.9 | | | |
| | | | | Inpatient Mental H... | 1 in 60 mins | 1 | 1 | 100.0 | 1.5 | 24.6 | | | |
| | | | | Intensive Outpatient | 1 in 60 mins | 1 | 1 | 100.0 | 1.5 | 15.9 | | | |
| | | | | Partial Hospitalizat... | 1 in 60 mins | 0 | 1 | 100.0 | 23.0 | 24.6 | | | |
| | | | | Inpatient MH/SA o... | 1 in 60 mins | 1 | 1 | 100.0 | 1.5 | 24.6 | | | |
| | Brattleboro | 05301 | 2 | Routine Office Ba... | 1 in 30 mins | 211 | 2 | 100.0 | 0.2 | 0.4 | | | |
| | | | | Outpatient Mental... | 1 in 30 mins | 4 | 2 | 100.0 | 1.5 | 1.5 | | | |

Access Detail for All Employees With Access

July 2021

Created for...
Cigna Payer Solutions Vermont PPO

- Access Analysis
- VT State Access
- Distance Method
- Estimated Driving Distance
- Employee / Provider Groups
- All Employees
- Routine Office Based Mental Health and Substance Abuse Services
- Outpatient Mental Health/Substance Abuse Services
- Inpatient Mental Health
- Intensive Outpatient
- Partial Hospitalization
- Inpatient MH/SA or Residential MH/SA

| All Employees | | | | | | | | | | | | | |
|-------------------------|-------------------------|----------------|-------------------------|-------------------------|-----------------------|-----------------------|----------------------|--------------|-------|--------------|-------|------|------|
| State Name | County | City | Zip Code | Employee | Provider | | Counts | With Access | | Average Time | | | |
| | | | | # | Group | Standard | # | # | % | 1 | 2 | | |
| Vermont | Windham | Brattleboro | 05301 | 2 | Inpatient Mental H... | 1 in 60 mins | 2 | 2 | 100.0 | 1.5 | 1.9 | | |
| | | | | | Intensive Outpatient | 1 in 60 mins | 4 | 2 | 100.0 | 1.5 | 1.5 | | |
| | | | | Partial Hospitalizat... | 1 in 60 mins | 3 | 2 | 100.0 | 1.5 | 1.9 | | | |
| | | | | Inpatient MH/SA o... | 1 in 60 mins | 6 | 2 | 100.0 | 1.5 | 1.5 | | | |
| | | | | Routine Office Ba... | 1 in 30 mins | 0 | 1 | 100.0 | 5.8 | 5.8 | | | |
| | | South Londo... | 05155 | 1 | Outpatient Mental... | 1 in 30 mins | 0 | 1 | 100.0 | 22.6 | 26.2 | | |
| | | | | | Inpatient Mental H... | 1 in 60 mins | 0 | 1 | 100.0 | 22.6 | 34.4 | | |
| | | | | Intensive Outpatient | 1 in 60 mins | 0 | 1 | 100.0 | 22.6 | 26.2 | | | |
| | | | | Partial Hospitalizat... | 1 in 60 mins | 0 | 1 | 100.0 | 33.4 | 34.4 | | | |
| | | | | Inpatient MH/SA o... | 1 in 60 mins | 0 | 1 | 100.0 | 22.6 | 27.6 | | | |
| | West Towns... | 05359 | 3 | Routine Office Ba... | 1 in 30 mins | 0 | 3 | 100.0 | 5.4 | 8.6 | | | |
| | | | | Outpatient Mental... | 1 in 30 mins | 0 | 3 | 100.0 | 15.2 | 24.3 | | | |
| | | | | Inpatient Mental H... | 1 in 60 mins | 0 | 3 | 100.0 | 15.2 | 26.4 | | | |
| | | | Intensive Outpatient | 1 in 60 mins | 0 | 3 | 100.0 | 15.2 | 24.3 | | | | |
| | | | Partial Hospitalizat... | 1 in 60 mins | 0 | 3 | 100.0 | 25.3 | 26.4 | | | | |
| | | | Inpatient MH/SA o... | 1 in 60 mins | 0 | 3 | 100.0 | 15.2 | 26.0 | | | | |
| | | | Windsor | Quechee | 05059 | 2 | Routine Office Ba... | 1 in 30 mins | 1 | 2 | 100.0 | 0.6 | 3.8 |
| | | | | | | | Outpatient Mental... | 1 in 30 mins | 0 | 2 | 100.0 | 5.7 | 5.7 |
| | | | | | | Inpatient Mental H... | 1 in 60 mins | 0 | 2 | 100.0 | 5.7 | 5.7 | |
| | | | | | | Intensive Outpatient | 1 in 60 mins | 0 | 2 | 100.0 | 5.7 | 5.7 | |
| | Partial Hospitalizat... | 1 in 60 mins | | | | 0 | 2 | 100.0 | 5.7 | 5.7 | | | |
| | Inpatient MH/SA o... | 1 in 60 mins | | | | 0 | 2 | 100.0 | 5.7 | 5.7 | | | |
| | South Royalton | 05068 | | | | 1 | Routine Office Ba... | 1 in 30 mins | 7 | 1 | 100.0 | 1.3 | 2.7 |
| | | | | | | | Outpatient Mental... | 1 in 30 mins | 0 | 1 | 100.0 | 17.1 | 20.4 |
| | | | | | | Inpatient Mental H... | 1 in 60 mins | 0 | 1 | 100.0 | 20.4 | 20.4 | |
| | | | | | | Intensive Outpatient | 1 in 60 mins | 0 | 1 | 100.0 | 17.1 | 20.4 | |
| Partial Hospitalizat... | | | 1 in 60 mins | 0 | 1 | 100.0 | 20.4 | 20.4 | | | | | |
| Inpatient MH/SA o... | | | 1 in 60 mins | 0 | 1 | 100.0 | 20.4 | 20.4 | | | | | |
| White River J... | | | 05001 | 1 | Routine Office Ba... | 1 in 30 mins | 26 | 1 | 100.0 | 0.6 | 0.6 | | |
| | | | | | Outpatient Mental... | 1 in 30 mins | 1 | 1 | 100.0 | 2.4 | 2.4 | | |
| | Inpatient Mental H... | 1 in 60 mins | | | 1 | 1 | 100.0 | 2.4 | 2.4 | | | | |
| | Intensive Outpatient | 1 in 60 mins | | | 1 | 1 | 100.0 | 2.4 | 2.4 | | | | |
| | Partial Hospitalizat... | 1 in 60 mins | | | 1 | 1 | 100.0 | 2.4 | 2.4 | | | | |
| | Inpatient MH/SA o... | 1 in 60 mins | | | 1 | 1 | 100.0 | 2.4 | 2.4 | | | | |
| Wilder | 05088 | 1 | Routine Office Ba... | 1 in 30 mins | 8 | 1 | 100.0 | 0.2 | 0.2 | | | | |
| | | | Outpatient Mental... | 1 in 30 mins | 1 | 1 | 100.0 | 0.4 | 2.7 | | | | |
| | | | Inpatient Mental H... | 1 in 60 mins | 0 | 1 | 100.0 | 2.7 | 2.7 | | | | |
| | | | Intensive Outpatient | 1 in 60 mins | 1 | 1 | 100.0 | 0.4 | 2.7 | | | | |
| | | | Partial Hospitalizat... | 1 in 60 mins | 0 | 1 | 100.0 | 2.7 | 2.7 | | | | |
| | | | Inpatient MH/SA o... | 1 in 60 mins | 0 | 1 | 100.0 | 2.7 | 2.7 | | | | |



Invalid Census Information



Cigna Network Analysis

Cigna PPO

Created for...
Cigna Payer Solutions Vermont PPO

July 2021

Access Summary for All Employees Without Access

July 2021

Created for...
Cigna Payer Solutions Vermont PPO

Access Analysis
All Employees - Breakout
Distance Method
Estimated Driving Distance

Employee Group
All Employees
Provider Group
Primary Care Physicians
All Specialists
Optometry
Imaging/Radiology
Laboratories
Hospitals
Inpatient Rehab Facilities
Cardiac Cath

¹ Provider counts represent:
#: Provider access points
L: Unique provider locations

| Employees Without Access | | | | | | | | | |
|--------------------------|-------|-------------------|--------------|----------------|-------|---------------------|---|--------------|-------|
| Employee | | Provider | | Without Access | | Counts ¹ | | Average Time | |
| Group | # | Group | Standard | # | % | # | L | 1 | 2 |
| All Employees | 1,663 | Imaging/Radiology | 1 in 60 mins | 11 | 0.7 | 7 | 7 | 90.6 | 111.1 |
| | | Laboratories | 1 in 60 mins | 3 | 0.2 | 11 | 9 | 63.7 | 66.3 |
| | | Cardiac Cath | 1 in 90 mins | 1,663 | 100.0 | 0 | 0 | --- | --- |

| Key Geographic Areas | | | | | | | | | | |
|----------------------|------------------|--------------|-------------------|-------------------|----------------|-------|---------------------|--------------|-------|-------|
| State Name | City | Employee | Provider | | Without Access | | Counts ¹ | Average Time | | |
| | | # | Group | Standard | # | % | # | 1 | 2 | |
| Vermont | Burlington | 1,323 | Cardiac Cath | 1 in 90 mins | 1,323 | 100.0 | 0 | --- | --- | |
| | South Burlington | 96 | Cardiac Cath | 1 in 90 mins | 96 | 100.0 | 0 | --- | --- | |
| | Winooski | 65 | Cardiac Cath | 1 in 90 mins | 65 | 100.0 | 0 | --- | --- | |
| | Essex Junction | 30 | Cardiac Cath | 1 in 90 mins | 30 | 100.0 | 0 | --- | --- | |
| | Colchester | 28 | Cardiac Cath | 1 in 90 mins | 28 | 100.0 | 0 | --- | --- | |
| | Williston | 16 | Cardiac Cath | 1 in 90 mins | 16 | 100.0 | 0 | --- | --- | |
| | Shelburne | 10 | Cardiac Cath | 1 in 90 mins | 10 | 100.0 | 0 | --- | --- | |
| | Montpelier | 8 | Cardiac Cath | 1 in 90 mins | 8 | 100.0 | 0 | --- | --- | |
| | Saint Albans | 6 | Cardiac Cath | 1 in 90 mins | 6 | 100.0 | 0 | --- | --- | |
| | Charlotte | 5 | Cardiac Cath | 1 in 90 mins | 5 | 100.0 | 0 | --- | --- | |
| | Hinesburg | 5 | Cardiac Cath | 1 in 90 mins | 5 | 100.0 | 0 | --- | --- | |
| | Milton | 5 | Cardiac Cath | 1 in 90 mins | 5 | 100.0 | 0 | --- | --- | |
| | Richmond | 5 | Cardiac Cath | 1 in 90 mins | 5 | 100.0 | 0 | --- | --- | |
| | Bristol | 4 | Cardiac Cath | 1 in 90 mins | 4 | 100.0 | 0 | --- | --- | |
| | West Townshend | | 3 | Cardiac Cath | 1 in 90 mins | 3 | 100.0 | 0 | --- | --- |
| | | | | Imaging/Radiology | 1 in 60 mins | 3 | 100.0 | 0 | 84.1 | 107.7 |
| | Brattleboro | 2 | Cardiac Cath | 1 in 90 mins | 2 | 100.0 | 0 | --- | --- | |
| | Brookfield | 2 | Cardiac Cath | 1 in 90 mins | 2 | 100.0 | 0 | --- | --- | |
| | Danville | 2 | Cardiac Cath | 1 in 90 mins | 2 | 100.0 | 0 | --- | --- | |
| | Fairfax | 2 | Cardiac Cath | 1 in 90 mins | 2 | 100.0 | 0 | --- | --- | |
| | Grand Isle | 2 | Cardiac Cath | 1 in 90 mins | 2 | 100.0 | 0 | --- | --- | |
| | Quechee | 2 | Cardiac Cath | 1 in 90 mins | 2 | 100.0 | 0 | --- | --- | |
| | Randolph Center | 2 | Cardiac Cath | 1 in 90 mins | 2 | 100.0 | 0 | --- | --- | |
| | Saint Johnsbury | 2 | Cardiac Cath | 1 in 90 mins | 2 | 100.0 | 0 | --- | --- | |
| | Stowe | 2 | Cardiac Cath | 1 in 90 mins | 2 | 100.0 | 0 | --- | --- | |
| | Swanton | 2 | Cardiac Cath | 1 in 90 mins | 2 | 100.0 | 0 | --- | --- | |
| | Tunbridge | 2 | Cardiac Cath | 1 in 90 mins | 2 | 100.0 | 0 | --- | --- | |
| | Waterbury | 2 | Cardiac Cath | 1 in 90 mins | 2 | 100.0 | 0 | --- | --- | |
| | Brattleboro | 2 | Imaging/Radiology | 1 in 60 mins | 2 | 100.0 | 0 | 105.4 | 130.7 | |
| | Saint Johnsbury | 2 | Laboratories | 1 in 60 mins | 2 | 100.0 | 0 | 65.1 | 65.1 | |
| | Arlington | 1 | Cardiac Cath | 1 in 90 mins | 1 | 100.0 | 0 | --- | --- | |
| | Barre | 1 | Cardiac Cath | 1 in 90 mins | 1 | 100.0 | 0 | --- | --- | |
| Barton | 1 | Cardiac Cath | 1 in 90 mins | 1 | 100.0 | 0 | --- | --- | | |



Accessibility Detail

Access Detail for All Employees With Access

July 2021

Created for...
Cigna Payer Solutions Vermont PPO

- Access Analysis
- All Employees - Breakout
- Distance Method
- Estimated Driving Distance
- Employee / Provider Groups
- All Employees
- Primary Care Physicians
- All Specialists
- Optometry
- Imaging/Radiology
- Laboratories
- Hospitals
- Inpatient Rehab Facilities
- Cardiac Cath

| All Employees | | | | | | | | | | | |
|----------------------|----------------------|----------------------|---------------------|---------------------|---------------------|--------------|--------|-------------|-------|--------------|------|
| State Name | County | City | Zip Code | Employee | Provider | | Counts | With Access | | Average Time | |
| | | | | # | Group | Standard | # | # | % | 1 | 2 |
| Vermont | Addison | Bristol | 05443 | 4 | Primary Care Phy... | 1 in 30 mins | 15 | 4 | 100.0 | 2.8 | 3.0 |
| | | | | | All Specialists | 1 in 60 mins | 15 | 4 | 100.0 | 2.8 | 2.8 |
| | | | | | Optometry | 1 in 60 mins | 0 | 4 | 100.0 | 9.3 | 12.1 |
| | | | | | Imaging/Radiology | 1 in 60 mins | 0 | 4 | 100.0 | 26.9 | 27.2 |
| | | | | | Laboratories | 1 in 60 mins | 0 | 4 | 100.0 | 25.8 | 26.8 |
| | | Hospitals | 1 in 60 mins | 0 | 4 | 100.0 | 14.8 | 14.8 | | | |
| | | Inpatient Rehab F... | 1 in 60 mins | 0 | 4 | 100.0 | 31.3 | 32.4 | | | |
| | | Monkton | 05469 | 1 | Primary Care Phy... | 1 in 30 mins | 0 | 1 | 100.0 | 6.6 | 6.8 |
| | | | | | All Specialists | 1 in 60 mins | 0 | 1 | 100.0 | 6.5 | 6.6 |
| | | | | | Optometry | 1 in 60 mins | 0 | 1 | 100.0 | 12.3 | 14.8 |
| | | | | | Imaging/Radiology | 1 in 60 mins | 0 | 1 | 100.0 | 18.3 | 19.3 |
| | | | | | Laboratories | 1 in 60 mins | 0 | 1 | 100.0 | 16.9 | 18.1 |
| | | Hospitals | 1 in 60 mins | 0 | 1 | 100.0 | 19.3 | 19.3 | | | |
| | | Inpatient Rehab F... | 1 in 60 mins | 0 | 1 | 100.0 | 31.3 | 34.1 | | | |
| | | North Ferrisb... | 05473 | 1 | Primary Care Phy... | 1 in 30 mins | 0 | 1 | 100.0 | 7.5 | 7.5 |
| | All Specialists | | | | 1 in 60 mins | 0 | 1 | 100.0 | 4.4 | 6.2 | |
| | Optometry | | | | 1 in 60 mins | 0 | 1 | 100.0 | 8.7 | 10.9 | |
| | Imaging/Radiology | | | | 1 in 60 mins | 0 | 1 | 100.0 | 18.4 | 18.6 | |
| | Laboratories | | | | 1 in 60 mins | 0 | 1 | 100.0 | 17.2 | 17.2 | |
| | Hospitals | 1 in 60 mins | 0 | 1 | 100.0 | 19.0 | 19.0 | | | | |
| | Inpatient Rehab F... | 1 in 60 mins | 0 | 1 | 100.0 | 35.2 | 37.9 | | | | |
| | Vergennes | 05491 | 1 | Primary Care Phy... | 1 in 30 mins | 14 | 1 | 100.0 | 6.3 | 6.5 | |
| | | | | All Specialists | 1 in 60 mins | 30 | 1 | 100.0 | 6.2 | 6.2 | |
| | | | | Optometry | 1 in 60 mins | 1 | 1 | 100.0 | 7.2 | 12.5 | |
| | | | | Imaging/Radiology | 1 in 60 mins | 0 | 1 | 100.0 | 31.9 | 32.5 | |
| | | | | Laboratories | 1 in 60 mins | 0 | 1 | 100.0 | 32.0 | 32.0 | |
| | Hospitals | 1 in 60 mins | 0 | 1 | 100.0 | 14.8 | 14.9 | | | | |
| | Inpatient Rehab F... | 1 in 60 mins | 0 | 1 | 100.0 | 42.7 | 43.9 | | | | |
| | Bennington | Arlington | 1 | Primary Care Phy... | 1 in 30 mins | 6 | 1 | 100.0 | 0.8 | 0.8 | |
| | | | | All Specialists | 1 in 60 mins | 8 | 1 | 100.0 | 0.8 | 0.8 | |
| Optometry | | | | 1 in 60 mins | 0 | 1 | 100.0 | 13.3 | 16.9 | | |
| Laboratories | | | | 1 in 60 mins | 0 | 1 | 100.0 | 44.1 | 44.2 | | |
| Hospitals | | | | 1 in 60 mins | 0 | 1 | 100.0 | 16.9 | 28.2 | | |
| Inpatient Rehab F... | 1 in 60 mins | 0 | 1 | 100.0 | 43.5 | 43.7 | | | | | |
| Dorset | 05251 | 1 | Primary Care Phy... | 1 in 30 mins | 0 | 1 | 100.0 | 7.3 | 7.4 | | |
| | | | All Specialists | 1 in 60 mins | 1 | 1 | 100.0 | 2.0 | 6.5 | | |
| | | | Optometry | 1 in 60 mins | 0 | 1 | 100.0 | 7.6 | 14.0 | | |
| | | | Laboratories | 1 in 60 mins | 0 | 1 | 100.0 | 30.5 | 30.5 | | |
| | | | Hospitals | 1 in 60 mins | 0 | 1 | 100.0 | 30.3 | 31.2 | | |
| Inpatient Rehab F... | 1 in 60 mins | 0 | 1 | 100.0 | 29.7 | 30.1 | | | | | |

Access Detail for All Employees With Access

July 2021

Created for...
Cigna Payer Solutions Vermont PPO

- Access Analysis
- All Employees - Breakout
- Distance Method
- Estimated Driving Distance
- Employee / Provider Groups
- All Employees
- Primary Care Physicians
- All Specialists
- Optometry
- Imaging/Radiology
- Laboratories
- Hospitals
- Inpatient Rehab Facilities
- Cardiac Cath

| All Employees | | | | | | | | | | | | |
|---------------|------------|------------|------------|----------|----------------------|---------------------|--------------|-------------|-------|--------------|------|-----|
| State Name | County | City | Zip Code | Employee | Provider | | Counts | With Access | | Average Time | | |
| | | | | # | Group | Standard | # | # | % | 1 | 2 | |
| Vermont | Bennington | Manchester | 05254 | 1 | Primary Care Phy... | 1 in 30 mins | 0 | 1 | 100.0 | 2.6 | 3.4 | |
| | | | | | All Specialists | 1 in 60 mins | 2 | 1 | 100.0 | 0.1 | 0.1 | |
| | | | | | Optometry | 1 in 60 mins | 0 | 1 | 100.0 | 2.4 | 16.9 | |
| | | | | | Laboratories | 1 in 60 mins | 0 | 1 | 100.0 | 35.5 | 35.8 | |
| | | | | | Hospitals | 1 in 60 mins | 0 | 1 | 100.0 | 26.5 | 28.0 | |
| | | | | | Inpatient Rehab F... | 1 in 60 mins | 0 | 1 | 100.0 | 34.9 | 35.1 | |
| | | | | | | | | | | | | |
| | | | | | | | | | | | | |
| | | | | | | | | | | | | |
| | | | | | | | | | | | | |
| | | Caledonia | Danville | 05828 | 2 | Primary Care Phy... | 1 in 30 mins | 15 | 2 | 100.0 | 1.8 | 1.8 |
| | | | | | All Specialists | 1 in 60 mins | 36 | 2 | 100.0 | 1.5 | 1.5 | |
| | | | | | Optometry | 1 in 60 mins | 0 | 2 | 100.0 | 7.4 | 7.4 | |
| | | | | | Imaging/Radiology | 1 in 60 mins | 0 | 2 | 100.0 | 35.1 | 56.8 | |
| | | | | | Laboratories | 1 in 60 mins | 0 | 2 | 100.0 | 60.0 | 61.2 | |
| | | | | | Hospitals | 1 in 60 mins | 0 | 2 | 100.0 | 7.8 | 30.6 | |
| | | | | | Inpatient Rehab F... | 1 in 60 mins | 0 | 2 | 100.0 | 34.9 | 35.3 | |
| | | | | | | | | | | | | |
| | | | | | | | | | | | | |
| | | | | | | | | | | | | |
| | | Chittenden | Burlington | 05401 | 791 | Primary Care Phy... | 1 in 30 mins | 230 | 791 | 100.0 | 0.2 | 0.2 |
| | | | | | All Specialists | 1 in 60 mins | 1,185 | 791 | 100.0 | 0.0 | 0.1 | |
| | | | | | Optometry | 1 in 60 mins | 9 | 791 | 100.0 | 0.0 | 0.0 | |
| | | | | | Imaging/Radiology | 1 in 60 mins | 1 | 791 | 100.0 | 0.5 | 3.6 | |
| | | | | | Laboratories | 1 in 60 mins | 1 | 791 | 100.0 | 1.3 | 3.8 | |
| | | | | | Hospitals | 1 in 60 mins | 2 | 791 | 100.0 | 0.9 | 1.3 | |
| | | | | | Inpatient Rehab F... | 1 in 60 mins | 0 | 791 | 100.0 | 33.4 | 51.4 | |
| | | | | | | | | | | | | |
| | | | | | | | | | | | | |
| | | | | | | | | | | | | |
| | | | 05402 | 1 | Primary Care Phy... | 1 in 30 mins | 0 | 1 | 100.0 | 0.1 | 0.1 | |
| | | | | | All Specialists | 1 in 60 mins | 0 | 1 | 100.0 | 0.1 | 0.1 | |
| | | | | | Optometry | 1 in 60 mins | 0 | 1 | 100.0 | 0.5 | 0.5 | |
| | | | | | Imaging/Radiology | 1 in 60 mins | 0 | 1 | 100.0 | 0.9 | 3.5 | |
| | | | | | Laboratories | 1 in 60 mins | 0 | 1 | 100.0 | 1.2 | 4.4 | |
| | | | | | Hospitals | 1 in 60 mins | 0 | 1 | 100.0 | 0.9 | 1.2 | |
| | | | | | Inpatient Rehab F... | 1 in 60 mins | 0 | 1 | 100.0 | 33.3 | 51.8 | |
| | | | 05405 | 497 | Primary Care Phy... | 1 in 30 mins | 0 | 497 | 100.0 | 0.6 | 0.6 | |

Access Detail for All Employees With Access

July 2021

Created for...
Cigna Payer Solutions Vermont PPO

- Access Analysis
- All Employees - Breakout
- Distance Method
- Estimated Driving Distance
- Employee / Provider Groups
- All Employees
- Primary Care Physicians
- All Specialists
- Optometry
- Imaging/Radiology
- Laboratories
- Hospitals
- Inpatient Rehab Facilities
- Cardiac Cath

| All Employees | | | | | | | | | | | | | | | |
|----------------------|-------------------|--------------|---------------------|----------------------|----------------------|----------------|----------------------|--------------|---------------------|--------------|-------|------|-------|-----|-----|
| State Name | County | City | Zip Code | Employee | Provider | | Counts | With Access | | Average Time | | | | | |
| | | | | # | Group | Standard | # | # | % | 1 | 2 | | | | |
| Vermont | Chittenden | Burlington | 05405 | 497 | All Specialists | 1 in 60 mins | 5 | 497 | 100.0 | 0.4 | 0.6 | | | | |
| | | | | | Optometry | 1 in 60 mins | 0 | 497 | 100.0 | 1.2 | 1.2 | | | | |
| | | | | | Imaging/Radiology | 1 in 60 mins | 0 | 497 | 100.0 | 0.8 | 3.4 | | | | |
| | | | | | Laboratories | 1 in 60 mins | 0 | 497 | 100.0 | 0.6 | 3.3 | | | | |
| | | | | | Hospitals | 1 in 60 mins | 0 | 497 | 100.0 | 0.6 | 0.9 | | | | |
| | | | | | Inpatient Rehab F... | 1 in 60 mins | 0 | 497 | 100.0 | 38.8 | 59.7 | | | | |
| | | | | | 05408 | 34 | Primary Care Phy... | 1 in 30 mins | 8 | 34 | 100.0 | 1.2 | 1.2 | | |
| | | | | | | | All Specialists | 1 in 60 mins | 43 | 34 | 100.0 | 0.4 | 0.9 | | |
| | | | | | | | Optometry | 1 in 60 mins | 0 | 34 | 100.0 | 1.5 | 5.5 | | |
| | | | | | | | Imaging/Radiology | 1 in 60 mins | 0 | 34 | 100.0 | 4.5 | 6.9 | | |
| | | | | | | | Laboratories | 1 in 60 mins | 0 | 34 | 100.0 | 5.2 | 7.0 | | |
| | | | | | | | Hospitals | 1 in 60 mins | 0 | 34 | 100.0 | 6.8 | 7.0 | | |
| | | | | | | | Inpatient Rehab F... | 1 in 60 mins | 0 | 34 | 100.0 | 33.0 | 56.0 | | |
| | | | | | | | 05445 | 5 | Primary Care Phy... | 1 in 30 mins | 3 | 5 | 100.0 | 2.0 | 2.0 |
| | | | | | | | | | All Specialists | 1 in 60 mins | 4 | 5 | 100.0 | 1.0 | 2.0 |
| | Optometry | 1 in 60 mins | 0 | 5 | 100.0 | 6.6 | | | 9.8 | | | | | | |
| | Imaging/Radiology | 1 in 60 mins | 0 | 5 | 100.0 | 15.8 | | | 17.0 | | | | | | |
| | Laboratories | 1 in 60 mins | 0 | 5 | 100.0 | 15.6 | | | 15.6 | | | | | | |
| | Hospitals | 1 in 60 mins | 0 | 5 | 100.0 | 16.2 | | | 16.4 | | | | | | |
| | 05446 | 28 | Colchester | Inpatient Rehab F... | 1 in 60 mins | 0 | 5 | 100.0 | 38.5 | 41.4 | | | | | |
| | | | | Primary Care Phy... | 1 in 30 mins | 28 | 28 | 100.0 | 0.2 | 0.6 | | | | | |
| | | | | All Specialists | 1 in 60 mins | 231 | 28 | 100.0 | 0.2 | 0.2 | | | | | |
| | | | | Optometry | 1 in 60 mins | 2 | 28 | 100.0 | 2.7 | 4.4 | | | | | |
| | | | | Imaging/Radiology | 1 in 60 mins | 3 | 28 | 100.0 | 3.6 | 5.4 | | | | | |
| | | | | Laboratories | 1 in 60 mins | 1 | 28 | 100.0 | 0.7 | 5.6 | | | | | |
| | | | | Hospitals | 1 in 60 mins | 2 | 28 | 100.0 | 5.4 | 5.6 | | | | | |
| | | | | Inpatient Rehab F... | 1 in 60 mins | 0 | 28 | 100.0 | 26.5 | 50.9 | | | | | |
| | | | | 05452 | 30 | Essex Junction | Primary Care Phy... | 1 in 30 mins | 15 | 30 | 100.0 | 1.0 | 1.6 | | |
| | All Specialists | 1 in 60 mins | 58 | | | | 30 | 100.0 | 0.5 | 0.5 | | | | | |
| | Optometry | 1 in 60 mins | 8 | | | | 30 | 100.0 | 2.3 | 2.4 | | | | | |
| Imaging/Radiology | 1 in 60 mins | 0 | 30 | | | | 100.0 | 2.6 | 3.1 | | | | | | |
| Laboratories | 1 in 60 mins | 0 | 30 | | | | 100.0 | 5.5 | 5.5 | | | | | | |
| Hospitals | 1 in 60 mins | 0 | 30 | | | | 100.0 | 2.6 | 2.6 | | | | | | |
| Inpatient Rehab F... | 1 in 60 mins | 0 | 30 | | | | 100.0 | 25.1 | 46.5 | | | | | | |
| 05461 | 5 | Hinesburg | Primary Care Phy... | | | | 1 in 30 mins | 8 | 5 | 100.0 | 1.4 | 1.5 | | | |
| | | | All Specialists | | | | 1 in 60 mins | 10 | 5 | 100.0 | 1.5 | 1.5 | | | |
| | | | Optometry | 1 in 60 mins | 0 | 5 | 100.0 | 10.3 | 10.4 | | | | | | |
| | | | Imaging/Radiology | 1 in 60 mins | 0 | 5 | 100.0 | 14.2 | 15.3 | | | | | | |
| | | | Laboratories | 1 in 60 mins | 0 | 5 | 100.0 | 12.6 | 13.9 | | | | | | |
| | | | Hospitals | 1 in 60 mins | 0 | 5 | 100.0 | 15.3 | 15.3 | | | | | | |

Access Detail for All Employees With Access

July 2021

Created for...
Cigna Payer Solutions Vermont PPO

- Access Analysis
- All Employees - Breakout
- Distance Method
- Estimated Driving Distance
- Employee / Provider Groups
- All Employees
- Primary Care Physicians
- All Specialists
- Optometry
- Imaging/Radiology
- Laboratories
- Hospitals
- Inpatient Rehab Facilities
- Cardiac Cath

| All Employees | | | | | | | | | | | | |
|---------------|------------|------------------|----------|----------------------|----------------------|----------------------|--------------|-------------|-------|--------------|------|------|
| State Name | County | City | Zip Code | Employee | Provider | | Counts | With Access | | Average Time | | |
| | | | | # | Group | Standard | # | # | % | 1 | 2 | |
| Vermont | Chittenden | Hinesburg | 05461 | 5 | Inpatient Rehab F... | 1 in 60 mins | 0 | 5 | 100.0 | 32.7 | 36.0 | |
| | | Jericho | 05465 | 1 | Primary Care Phy... | 1 in 30 mins | 0 | 1 | 100.0 | 6.4 | 6.4 | |
| | | | | | | All Specialists | 1 in 60 mins | 4 | 1 | 100.0 | 2.2 | 2.2 |
| | | | | | | Optometry | 1 in 60 mins | 0 | 1 | 100.0 | 8.0 | 8.1 |
| | | | | | | Imaging/Radiology | 1 in 60 mins | 0 | 1 | 100.0 | 11.1 | 11.3 |
| | | | | | | Laboratories | 1 in 60 mins | 0 | 1 | 100.0 | 12.2 | 12.6 |
| | | | | | | Hospitals | 1 in 60 mins | 0 | 1 | 100.0 | 11.1 | 11.1 |
| | | | | | | Inpatient Rehab F... | 1 in 60 mins | 0 | 1 | 100.0 | 28.6 | 37.9 |
| | | | Milton | 05468 | 5 | Primary Care Phy... | 1 in 30 mins | 25 | 5 | 100.0 | 1.9 | 1.9 |
| | | | | | | All Specialists | 1 in 60 mins | 24 | 5 | 100.0 | 1.9 | 1.9 |
| | | | | | | Optometry | 1 in 60 mins | 1 | 5 | 100.0 | 1.9 | 4.4 |
| | | | | | | Imaging/Radiology | 1 in 60 mins | 0 | 5 | 100.0 | 12.3 | 12.7 |
| | | | | | | Laboratories | 1 in 60 mins | 0 | 5 | 100.0 | 11.3 | 16.3 |
| | | | | | | Hospitals | 1 in 60 mins | 0 | 5 | 100.0 | 12.3 | 12.3 |
| | | | | | | Inpatient Rehab F... | 1 in 60 mins | 0 | 5 | 100.0 | 15.7 | 55.3 |
| | | Richmond | 05477 | 5 | Primary Care Phy... | 1 in 30 mins | 6 | 5 | 100.0 | 2.5 | 2.5 | |
| | | | | | All Specialists | 1 in 60 mins | 16 | 5 | 100.0 | 2.5 | 2.5 | |
| | | | | | Optometry | 1 in 60 mins | 0 | 5 | 100.0 | 12.3 | 12.4 | |
| | | | | | Imaging/Radiology | 1 in 60 mins | 0 | 5 | 100.0 | 16.4 | 17.6 | |
| | | | | | Laboratories | 1 in 60 mins | 0 | 5 | 100.0 | 14.6 | 16.0 | |
| | | | | | Hospitals | 1 in 60 mins | 0 | 5 | 100.0 | 17.6 | 17.6 | |
| | | | | | Inpatient Rehab F... | 1 in 60 mins | 0 | 5 | 100.0 | 31.5 | 34.8 | |
| | | Shelburne | 05482 | 10 | Primary Care Phy... | 1 in 30 mins | 7 | 10 | 100.0 | 0.1 | 0.1 | |
| | | | | | All Specialists | 1 in 60 mins | 28 | 10 | 100.0 | 0.1 | 1.0 | |
| | | | | | Optometry | 1 in 60 mins | 1 | 10 | 100.0 | 0.1 | 5.2 | |
| | | | | | Imaging/Radiology | 1 in 60 mins | 0 | 10 | 100.0 | 9.0 | 10.6 | |
| | | | | | Laboratories | 1 in 60 mins | 0 | 10 | 100.0 | 8.8 | 8.8 | |
| | | | | | Hospitals | 1 in 60 mins | 0 | 10 | 100.0 | 9.3 | 9.6 | |
| | | | | | Inpatient Rehab F... | 1 in 60 mins | 0 | 10 | 100.0 | 37.2 | 41.7 | |
| | | South Burling... | 05403 | 96 | Primary Care Phy... | 1 in 30 mins | 95 | 96 | 100.0 | 1.0 | 1.3 | |
| | | | | All Specialists | 1 in 60 mins | 416 | 96 | 100.0 | 1.0 | 1.0 | | |
| | | | | Optometry | 1 in 60 mins | 16 | 96 | 100.0 | 1.8 | 2.0 | | |
| | | | | Imaging/Radiology | 1 in 60 mins | 1 | 96 | 100.0 | 3.6 | 4.5 | | |
| | | | | Laboratories | 1 in 60 mins | 4 | 96 | 100.0 | 1.6 | 1.6 | | |
| | | | | Hospitals | 1 in 60 mins | 0 | 96 | 100.0 | 4.2 | 4.5 | | |
| | | | | Inpatient Rehab F... | 1 in 60 mins | 0 | 96 | 100.0 | 34.6 | 47.8 | | |
| | Underhill | 05489 | 1 | Primary Care Phy... | 1 in 30 mins | 1 | 1 | 100.0 | 6.6 | 6.6 | | |
| | | | | All Specialists | 1 in 60 mins | 2 | 1 | 100.0 | 3.3 | 5.7 | | |
| | | | | Optometry | 1 in 60 mins | 0 | 1 | 100.0 | 13.8 | 16.0 | | |
| | | | | Imaging/Radiology | 1 in 60 mins | 0 | 1 | 100.0 | 18.3 | 18.5 | | |

Access Detail for All Employees With Access

July 2021

Created for...
Cigna Payer Solutions Vermont PPO

- Access Analysis
- All Employees - Breakout
- Distance Method
- Estimated Driving Distance
- Employee / Provider Groups
- All Employees
- Primary Care Physicians
- All Specialists
- Optometry
- Imaging/Radiology
- Laboratories
- Hospitals
- Inpatient Rehab Facilities
- Cardiac Cath

| All Employees | | | | | | | | | | | | | | |
|-------------------|----------------------|----------------|----------|----------------------|----------------------|---------------------|---------------------|---------------------|--------------|--------------|-------|-------|------|------|
| State Name | County | City | Zip Code | Employee | Provider | | Counts | With Access | | Average Time | | | | |
| | | | | # | Group | Standard | # | # | % | 1 | 2 | | | |
| Vermont | Chittenden | Underhill | 05489 | 1 | Laboratories | 1 in 60 mins | 0 | 1 | 100.0 | 17.1 | 23.0 | | | |
| | | | | | Hospitals | 1 in 60 mins | 0 | 1 | 100.0 | 18.3 | 18.3 | | | |
| | | | | | Inpatient Rehab F... | 1 in 60 mins | 0 | 1 | 100.0 | 24.8 | 41.0 | | | |
| | | Westford | 05494 | 1 | Primary Care Phy... | 1 in 30 mins | 0 | 1 | 100.0 | 4.2 | 4.2 | | | |
| | | | | | All Specialists | 1 in 60 mins | 0 | 1 | 100.0 | 4.2 | 4.2 | | | |
| | | | | | Optometry | 1 in 60 mins | 0 | 1 | 100.0 | 6.3 | 10.6 | | | |
| | | | | | Imaging/Radiology | 1 in 60 mins | 0 | 1 | 100.0 | 16.1 | 16.5 | | | |
| | | | | | Laboratories | 1 in 60 mins | 0 | 1 | 100.0 | 14.8 | 20.0 | | | |
| | | | | | Hospitals | 1 in 60 mins | 0 | 1 | 100.0 | 16.1 | 16.1 | | | |
| | | | | | Inpatient Rehab F... | 1 in 60 mins | 0 | 1 | 100.0 | 17.7 | 48.0 | | | |
| | Williston | 05495 | 16 | Primary Care Phy... | 1 in 30 mins | 37 | 16 | 100.0 | 0.4 | 0.4 | | | | |
| | | | | All Specialists | 1 in 60 mins | 97 | 16 | 100.0 | 0.3 | 0.3 | | | | |
| | | | | Optometry | 1 in 60 mins | 12 | 16 | 100.0 | 1.5 | 1.6 | | | | |
| | | | | Imaging/Radiology | 1 in 60 mins | 0 | 16 | 100.0 | 4.8 | 7.0 | | | | |
| | | | | Laboratories | 1 in 60 mins | 0 | 16 | 100.0 | 3.0 | 4.4 | | | | |
| | | | | Hospitals | 1 in 60 mins | 0 | 16 | 100.0 | 7.0 | 7.0 | | | | |
| | | | | Inpatient Rehab F... | 1 in 60 mins | 0 | 16 | 100.0 | 29.5 | 40.3 | | | | |
| | | | | Winooski | 05404 | 65 | Primary Care Phy... | 1 in 30 mins | 6 | 65 | 100.0 | 0.0 | 0.4 | |
| | | | | | | | All Specialists | 1 in 60 mins | 22 | 65 | 100.0 | 0.0 | 0.0 | |
| | | | | | | | Optometry | 1 in 60 mins | 0 | 65 | 100.0 | 1.9 | 2.8 | |
| | Imaging/Radiology | 1 in 60 mins | 1 | | | | 65 | 100.0 | 0.0 | 1.4 | | | | |
| | Laboratories | 1 in 60 mins | 0 | | | | 65 | 100.0 | 2.0 | 4.3 | | | | |
| | Hospitals | 1 in 60 mins | 0 | | | | 65 | 100.0 | 2.0 | 2.4 | | | | |
| | Inpatient Rehab F... | 1 in 60 mins | 0 | | | | 65 | 100.0 | 36.8 | 60.7 | | | | |
| | Franklin | Enosburg Falls | 05450 | | | | 1 | Primary Care Phy... | 1 in 30 mins | 25 | 1 | 100.0 | 0.9 | 0.9 |
| | | | | | | | | All Specialists | 1 in 60 mins | 35 | 1 | 100.0 | 0.9 | 0.9 |
| | | | | | | | | Optometry | 1 in 60 mins | 0 | 1 | 100.0 | 20.2 | 20.2 |
| | | | | Imaging/Radiology | 1 in 60 mins | 0 | | 1 | 100.0 | 43.8 | 44.5 | | | |
| | | | | Laboratories | 1 in 60 mins | 0 | | 1 | 100.0 | 43.7 | 50.0 | | | |
| | | Fairfax | 05454 | 2 | 2 | Primary Care Phy... | 1 in 30 mins | 22 | 2 | 100.0 | 2.5 | 2.5 | | |
| All Specialists | | | | | | 1 in 60 mins | 44 | 2 | 100.0 | 1.9 | 1.9 | | | |
| Optometry | | | | | | 1 in 60 mins | 0 | 2 | 100.0 | 4.9 | 10.3 | | | |
| Imaging/Radiology | | | | | | 1 in 60 mins | 0 | 2 | 100.0 | 20.9 | 21.4 | | | |
| Laboratories | | | | | | 1 in 60 mins | 0 | 2 | 100.0 | 20.4 | 25.2 | | | |
| Richford | 05476 | 1 | 1 | Hospitals | 1 in 60 mins | 0 | 2 | 100.0 | 10.5 | 20.9 | | | | |
| | | | | Inpatient Rehab F... | 1 in 60 mins | 0 | 2 | 100.0 | 11.8 | 51.6 | | | | |
| | | | | Primary Care Phy... | 1 in 30 mins | 15 | 1 | 100.0 | 1.7 | 1.8 | | | | |
| | | | | All Specialists | 1 in 60 mins | 38 | 1 | 100.0 | 1.7 | 1.7 | | | | |

Access Detail for All Employees With Access

July 2021

Created for...
Cigna Payer Solutions Vermont PPO

- Access Analysis
- All Employees - Breakout
- Distance Method
- Estimated Driving Distance
- Employee / Provider Groups
- All Employees
- Primary Care Physicians
- All Specialists
- Optometry
- Imaging/Radiology
- Laboratories
- Hospitals
- Inpatient Rehab Facilities
- Cardiac Cath

| All Employees | | | | | | | | | | | | |
|---------------|----------|------------|--------------|----------------------|----------------------|----------------------|--------------|-------------|-------|--------------|------|------|
| State Name | County | City | Zip Code | Employee | Provider | | Counts | With Access | | Average Time | | |
| | | | | # | Group | Standard | # | # | % | 1 | 2 | |
| Vermont | Franklin | Richford | 05476 | 1 | Optometry | 1 in 60 mins | 0 | 1 | 100.0 | 25.7 | 25.7 | |
| | | | | | Imaging/Radiology | 1 in 60 mins | 0 | 1 | 100.0 | 54.3 | 54.9 | |
| | | | | | Laboratories | 1 in 60 mins | 0 | 1 | 100.0 | 54.3 | 61.4 | |
| | | | | | Hospitals | 1 in 60 mins | 0 | 1 | 100.0 | 25.4 | 31.8 | |
| | | | | | Inpatient Rehab F... | 1 in 60 mins | 0 | 1 | 100.0 | 24.8 | 30.3 | |
| | | | Saint Albans | 05478 | 6 | Primary Care Phy... | 1 in 30 mins | 122 | 6 | 100.0 | 0.3 | 0.3 |
| | | | | | All Specialists | 1 in 60 mins | 368 | 6 | 100.0 | 0.3 | 0.3 | |
| | | | | | Optometry | 1 in 60 mins | 4 | 6 | 100.0 | 0.7 | 0.8 | |
| | | | | | Imaging/Radiology | 1 in 60 mins | 0 | 6 | 100.0 | 25.2 | 25.2 | |
| | | | | | Laboratories | 1 in 60 mins | 0 | 6 | 100.0 | 23.7 | 30.3 | |
| | | | Swanton | 05488 | | Hospitals | 1 in 60 mins | 1 | 6 | 100.0 | 1.3 | 25.2 |
| | | | | | Inpatient Rehab F... | 1 in 60 mins | 1 | 6 | 100.0 | 2.4 | 49.6 | |
| | | | | | Primary Care Phy... | 1 in 30 mins | 15 | 2 | 100.0 | 0.1 | 0.2 | |
| | | | | | All Specialists | 1 in 60 mins | 35 | 2 | 100.0 | 0.1 | 0.1 | |
| | | | | | Optometry | 1 in 60 mins | 0 | 2 | 100.0 | 9.3 | 9.7 | |
| | | Grand Isle | Grand Isle | 05458 | | Imaging/Radiology | 1 in 60 mins | 0 | 2 | 100.0 | 31.8 | 32.4 |
| | | | | | Laboratories | 1 in 60 mins | 0 | 2 | 100.0 | 29.7 | 37.6 | |
| | | | | | Hospitals | 1 in 60 mins | 0 | 2 | 100.0 | 10.4 | 32.4 | |
| | | | | | Inpatient Rehab F... | 1 in 60 mins | 0 | 2 | 100.0 | 9.2 | 49.0 | |
| | | | | | Primary Care Phy... | 1 in 30 mins | 0 | 2 | 100.0 | 4.3 | 4.3 | |
| | | | | | All Specialists | 1 in 60 mins | 0 | 2 | 100.0 | 4.1 | 4.1 | |
| | | | | | Optometry | 1 in 60 mins | 0 | 2 | 100.0 | 10.9 | 14.7 | |
| | | | | | Imaging/Radiology | 1 in 60 mins | 0 | 2 | 100.0 | 19.5 | 21.3 | |
| | | | | | Laboratories | 1 in 60 mins | 0 | 2 | 100.0 | 16.4 | 22.9 | |
| | | | | | Hospitals | 1 in 60 mins | 0 | 2 | 100.0 | 19.0 | 21.7 | |
| | | South Hero | 05486 | 1 | | Inpatient Rehab F... | 1 in 60 mins | 0 | 2 | 100.0 | 20.7 | 63.7 |
| | | | | | Primary Care Phy... | 1 in 30 mins | 5 | 1 | 100.0 | 0.3 | 3.4 | |
| | | | | | All Specialists | 1 in 60 mins | 10 | 1 | 100.0 | 2.7 | 2.7 | |
| | | | | | Optometry | 1 in 60 mins | 0 | 1 | 100.0 | 10.8 | 10.9 | |
| | | | | | Imaging/Radiology | 1 in 60 mins | 0 | 1 | 100.0 | 15.8 | 17.8 | |
| | Lamoille | Stowe | 05672 | | Laboratories | 1 in 60 mins | 0 | 1 | 100.0 | 12.6 | 18.8 | |
| | | | | Hospitals | 1 in 60 mins | 0 | 1 | 100.0 | 18.1 | 18.1 | | |
| | | | | Inpatient Rehab F... | 1 in 60 mins | 0 | 1 | 100.0 | 24.8 | 61.3 | | |
| | | | | Primary Care Phy... | 1 in 30 mins | 11 | 2 | 100.0 | 0.3 | 0.3 | | |
| | | | | All Specialists | 1 in 60 mins | 27 | 2 | 100.0 | 0.3 | 0.3 | | |
| | | | | Optometry | 1 in 60 mins | 10 | 2 | 100.0 | 0.3 | 2.2 | | |
| | | | | Imaging/Radiology | 1 in 60 mins | 0 | 2 | 100.0 | 24.8 | 24.9 | | |
| | | | | Laboratories | 1 in 60 mins | 0 | 2 | 100.0 | 26.6 | 27.0 | | |
| | | | | Hospitals | 1 in 60 mins | 0 | 2 | 100.0 | 12.3 | 24.8 | | |
| | | | | Inpatient Rehab F... | 1 in 60 mins | 0 | 2 | 100.0 | 24.6 | 28.2 | | |

Access Detail for All Employees With Access

July 2021

Created for...
Cigna Payer Solutions Vermont PPO

- Access Analysis
- All Employees - Breakout
- Distance Method
- Estimated Driving Distance
- Employee / Provider Groups
- All Employees
- Primary Care Physicians
- All Specialists
- Optometry
- Imaging/Radiology
- Laboratories
- Hospitals
- Inpatient Rehab Facilities
- Cardiac Cath

| All Employees | | | | | | | | | | | |
|-------------------|----------------|------------|----------------------|----------------------|----------------------|--------------|--------|-------------|-------|--------------|------|
| State Name | County | City | Zip Code | Employee | Provider | | Counts | With Access | | Average Time | |
| | | | | # | Group | Standard | # | # | % | 1 | 2 |
| Vermont | Orange | Brookfield | 05036 | 2 | Primary Care Phy... | 1 in 30 mins | 0 | 2 | 100.0 | 8.2 | 8.2 |
| | | | | | All Specialists | 1 in 60 mins | 0 | 2 | 100.0 | 8.2 | 8.2 |
| | | | | | Optometry | 1 in 60 mins | 0 | 2 | 100.0 | 15.2 | 15.2 |
| | | | | | Imaging/Radiology | 1 in 60 mins | 0 | 2 | 100.0 | 15.6 | 57.2 |
| | | | | Laboratories | 1 in 60 mins | 0 | 2 | 100.0 | 37.9 | 37.9 | |
| | | | | Hospitals | 1 in 60 mins | 0 | 2 | 100.0 | 11.6 | 15.6 | |
| | | Fairlee | 05045 | 1 | Inpatient Rehab F... | 1 in 60 mins | 0 | 2 | 100.0 | 15.8 | 15.9 |
| | | | | | Primary Care Phy... | 1 in 30 mins | 0 | 1 | 100.0 | 7.5 | 8.4 |
| | | | | | All Specialists | 1 in 60 mins | 1 | 1 | 100.0 | 3.2 | 4.8 |
| | | | | | Optometry | 1 in 60 mins | 0 | 1 | 100.0 | 10.5 | 10.5 |
| | | | | Imaging/Radiology | 1 in 60 mins | 0 | 1 | 100.0 | 40.9 | 80.5 | |
| | | | | Laboratories | 1 in 60 mins | 0 | 1 | 100.0 | 25.8 | 25.8 | |
| | Randolph | 05060 | 1 | Hospitals | 1 in 60 mins | 0 | 1 | 100.0 | 27.3 | 38.2 | |
| | | | | Inpatient Rehab F... | 1 in 60 mins | 0 | 1 | 100.0 | 37.5 | 41.0 | |
| | | | | Primary Care Phy... | 1 in 30 mins | 33 | 1 | 100.0 | 2.8 | 2.8 | |
| | | | | All Specialists | 1 in 60 mins | 169 | 1 | 100.0 | 2.1 | 2.1 | |
| | | | Optometry | 1 in 60 mins | 0 | 1 | 100.0 | 13.0 | 13.0 | | |
| | | | Imaging/Radiology | 1 in 60 mins | 0 | 1 | 100.0 | 24.2 | 57.2 | | |
| | Randolph Ce... | 05061 | 2 | Laboratories | 1 in 60 mins | 0 | 1 | 100.0 | 36.9 | 37.4 | |
| | | | | Hospitals | 1 in 60 mins | 1 | 1 | 100.0 | 2.8 | 24.2 | |
| | | | | Inpatient Rehab F... | 1 in 60 mins | 0 | 1 | 100.0 | 24.4 | 24.7 | |
| | | | | Primary Care Phy... | 1 in 30 mins | 0 | 2 | 100.0 | 2.8 | 2.8 | |
| | | | All Specialists | 1 in 60 mins | 0 | 2 | 100.0 | 2.8 | 2.8 | | |
| | | | Optometry | 1 in 60 mins | 0 | 2 | 100.0 | 8.7 | 8.7 | | |
| South Strafford | 05070 | 1 | Imaging/Radiology | 1 in 60 mins | 0 | 2 | 100.0 | 22.1 | 62.0 | | |
| | | | Laboratories | 1 in 60 mins | 0 | 2 | 100.0 | 32.2 | 32.2 | | |
| | | | Hospitals | 1 in 60 mins | 0 | 2 | 100.0 | 5.5 | 22.1 | | |
| | | | Inpatient Rehab F... | 1 in 60 mins | 0 | 2 | 100.0 | 21.6 | 22.3 | | |
| | | | Primary Care Phy... | 1 in 30 mins | 0 | 1 | 100.0 | 9.3 | 9.6 | | |
| | | | All Specialists | 1 in 60 mins | 0 | 1 | 100.0 | 9.3 | 9.3 | | |
| Tunbridge | 05077 | 2 | Optometry | 1 in 60 mins | 0 | 1 | 100.0 | 13.3 | 13.3 | | |
| | | | Imaging/Radiology | 1 in 60 mins | 0 | 1 | 100.0 | 35.3 | 77.5 | | |
| | | | Laboratories | 1 in 60 mins | 0 | 1 | 100.0 | 14.8 | 14.8 | | |
| | | | Hospitals | 1 in 60 mins | 0 | 1 | 100.0 | 21.1 | 26.9 | | |
| | | | Inpatient Rehab F... | 1 in 60 mins | 0 | 1 | 100.0 | 32.0 | 35.4 | | |
| | | | Primary Care Phy... | 1 in 30 mins | 0 | 2 | 100.0 | 7.8 | 8.8 | | |
| All Specialists | 1 in 60 mins | 0 | 2 | 100.0 | 7.8 | 7.8 | | | | | |
| Optometry | 1 in 60 mins | 0 | 2 | 100.0 | 11.7 | 11.7 | | | | | |
| Imaging/Radiology | 1 in 60 mins | 0 | 2 | 100.0 | 25.9 | 68.7 | | | | | |
| Laboratories | 1 in 60 mins | 0 | 2 | 100.0 | 24.8 | 24.8 | | | | | |

Access Detail for All Employees With Access

July 2021

Created for...
Cigna Payer Solutions Vermont PPO

- Access Analysis
- All Employees - Breakout
- Distance Method
- Estimated Driving Distance
- Employee / Provider Groups
- All Employees
- Primary Care Physicians
- All Specialists
- Optometry
- Imaging/Radiology
- Laboratories
- Hospitals
- Inpatient Rehab Facilities
- Cardiac Cath

| All Employees | | | | | | | | | | | |
|---------------|-----------------|--------------|----------|----------------------|----------------------|--------------|--------|-------------|-------|--------------|------|
| State Name | County | City | Zip Code | Employee | Provider | | Counts | With Access | | Average Time | |
| | | | | # | Group | Standard | # | # | % | 1 | 2 |
| Vermont | Orange | Tunbridge | 05077 | 2 | Hospitals | 1 in 60 mins | 0 | 2 | 100.0 | 10.8 | 25.9 |
| | | | | | Inpatient Rehab F... | 1 in 60 mins | 0 | 2 | 100.0 | 23.1 | 26.1 |
| | | Williamstown | 05679 | 1 | Primary Care Phy... | 1 in 30 mins | 0 | 1 | 100.0 | 6.8 | 6.8 |
| | | | | | All Specialists | 1 in 60 mins | 0 | 1 | 100.0 | 6.8 | 6.8 |
| | | | | | Optometry | 1 in 60 mins | 0 | 1 | 100.0 | 7.7 | 7.7 |
| | | | | | Imaging/Radiology | 1 in 60 mins | 0 | 1 | 100.0 | 8.7 | 54.5 |
| | | | | | Laboratories | 1 in 60 mins | 0 | 1 | 100.0 | 40.5 | 40.5 |
| | | | | | Hospitals | 1 in 60 mins | 0 | 1 | 100.0 | 8.7 | 20.6 |
| | | | | | Inpatient Rehab F... | 1 in 60 mins | 0 | 1 | 100.0 | 6.5 | 8.9 |
| | | | | | Hospitals | 1 in 60 mins | 0 | 1 | 100.0 | 16.6 | 28.0 |
| | Orleans | Barton | 05822 | 1 | Primary Care Phy... | 1 in 30 mins | 2 | 1 | 100.0 | 1.7 | 1.7 |
| | | | | | All Specialists | 1 in 60 mins | 8 | 1 | 100.0 | 1.7 | 1.7 |
| | | | | | Optometry | 1 in 60 mins | 0 | 1 | 100.0 | 15.3 | 15.8 |
| | | | | | Imaging/Radiology | 1 in 60 mins | 0 | 1 | 100.0 | 52.2 | 60.8 |
| | | | | | Hospitals | 1 in 60 mins | 0 | 1 | 100.0 | 16.6 | 28.0 |
| | | | | | Inpatient Rehab F... | 1 in 60 mins | 0 | 1 | 100.0 | 16.3 | 50.6 |
| | | | | | Hospitals | 1 in 60 mins | 0 | 1 | 100.0 | 16.6 | 28.0 |
| | | | | | Inpatient Rehab F... | 1 in 60 mins | 0 | 1 | 100.0 | 16.3 | 50.6 |
| | | | | | Hospitals | 1 in 60 mins | 0 | 1 | 100.0 | 16.6 | 28.0 |
| | | | | | Hospitals | 1 in 60 mins | 0 | 1 | 100.0 | 16.6 | 28.0 |
| | Washington | Barre | 05641 | 1 | Primary Care Phy... | 1 in 30 mins | 29 | 1 | 100.0 | 0.2 | 0.2 |
| | | | | | All Specialists | 1 in 60 mins | 71 | 1 | 100.0 | 0.2 | 0.2 |
| | | | | | Optometry | 1 in 60 mins | 4 | 1 | 100.0 | 0.2 | 0.8 |
| | | | | | Imaging/Radiology | 1 in 60 mins | 0 | 1 | 100.0 | 5.3 | 50.5 |
| | | | | | Laboratories | 1 in 60 mins | 0 | 1 | 100.0 | 44.4 | 44.4 |
| | | | | | Hospitals | 1 in 60 mins | 0 | 1 | 100.0 | 5.3 | 27.4 |
| | | | | | Inpatient Rehab F... | 1 in 60 mins | 1 | 1 | 100.0 | 1.4 | 5.5 |
| | | | | | Hospitals | 1 in 60 mins | 0 | 1 | 100.0 | 17.1 | 24.5 |
| | | | | | Inpatient Rehab F... | 1 in 60 mins | 0 | 1 | 100.0 | 26.4 | 27.0 |
| | | | | | Hospitals | 1 in 60 mins | 0 | 1 | 100.0 | 17.1 | 24.5 |
| | Cabot | 05647 | 1 | Primary Care Phy... | 1 in 30 mins | 0 | 1 | 100.0 | 9.0 | 9.0 | |
| | | | | All Specialists | 1 in 60 mins | 0 | 1 | 100.0 | 6.4 | 6.4 | |
| | | | | Optometry | 1 in 60 mins | 0 | 1 | 100.0 | 16.6 | 16.6 | |
| | | | | Imaging/Radiology | 1 in 60 mins | 0 | 1 | 100.0 | 27.2 | 48.2 | |
| | | | | Laboratories | 1 in 60 mins | 0 | 1 | 100.0 | 51.2 | 51.7 | |
| | | | | Hospitals | 1 in 60 mins | 0 | 1 | 100.0 | 17.1 | 24.5 | |
| | | | | Inpatient Rehab F... | 1 in 60 mins | 0 | 1 | 100.0 | 26.4 | 27.0 | |
| | | | | Hospitals | 1 in 60 mins | 0 | 1 | 100.0 | 17.1 | 24.5 | |
| | | | | Inpatient Rehab F... | 1 in 60 mins | 0 | 1 | 100.0 | 26.4 | 27.0 | |
| | | | | Hospitals | 1 in 60 mins | 0 | 1 | 100.0 | 17.1 | 24.5 | |
| | East Montpelier | 05651 | 1 | Primary Care Phy... | 1 in 30 mins | 0 | 1 | 100.0 | 4.3 | 4.3 | |
| | | | | All Specialists | 1 in 60 mins | 0 | 1 | 100.0 | 3.3 | 3.9 | |
| | | | | Optometry | 1 in 60 mins | 0 | 1 | 100.0 | 4.8 | 4.8 | |
| | | | | Imaging/Radiology | 1 in 60 mins | 0 | 1 | 100.0 | 6.9 | 46.5 | |
| | | | | Laboratories | 1 in 60 mins | 0 | 1 | 100.0 | 47.2 | 48.4 | |
| | | | | Hospitals | 1 in 60 mins | 0 | 1 | 100.0 | 6.9 | 25.3 | |
| | | | | Inpatient Rehab F... | 1 in 60 mins | 0 | 1 | 100.0 | 6.5 | 6.7 | |
| | | | | Hospitals | 1 in 60 mins | 0 | 1 | 100.0 | 6.9 | 25.3 | |
| | | | | Inpatient Rehab F... | 1 in 60 mins | 0 | 1 | 100.0 | 6.5 | 6.7 | |
| | | | | Hospitals | 1 in 60 mins | 0 | 1 | 100.0 | 6.9 | 25.3 | |
| | Graniteville | 05654 | 1 | Primary Care Phy... | 1 in 30 mins | 0 | 1 | 100.0 | 2.4 | 2.4 | |
| | | | | All Specialists | 1 in 60 mins | 0 | 1 | 100.0 | 2.4 | 2.4 | |
| | | | | Optometry | 1 in 60 mins | 0 | 1 | 100.0 | 4.0 | 4.6 | |
| | | | | Imaging/Radiology | 1 in 60 mins | 0 | 1 | 100.0 | 9.0 | 53.8 | |
| | | | | Hospitals | 1 in 60 mins | 0 | 1 | 100.0 | 6.9 | 25.3 | |
| | | | | Inpatient Rehab F... | 1 in 60 mins | 0 | 1 | 100.0 | 6.5 | 6.7 | |

Access Detail for All Employees With Access

July 2021

Created for...
Cigna Payer Solutions Vermont PPO

- Access Analysis
- All Employees - Breakout
- Distance Method
- Estimated Driving Distance
- Employee / Provider Groups
- All Employees
- Primary Care Physicians
- All Specialists
- Optometry
- Imaging/Radiology
- Laboratories
- Hospitals
- Inpatient Rehab Facilities
- Cardiac Cath

| All Employees | | | | | | | | | | | | | |
|---------------|------------|--------------|------------|----------|----------------------|-------------------|----------------------|--------------|-------|--------------|-------|------|------|
| State Name | County | City | Zip Code | Employee | Provider | | Counts | With Access | | Average Time | | | |
| | | | | # | Group | Standard | # | # | % | 1 | 2 | | |
| Vermont | Washington | Graniteville | 05654 | 1 | Laboratories | 1 in 60 mins | 0 | 1 | 100.0 | 41.0 | 41.0 | | |
| | | | | | Hospitals | 1 in 60 mins | 0 | 1 | 100.0 | 9.0 | 25.2 | | |
| | | | | | Inpatient Rehab F... | 1 in 60 mins | 0 | 1 | 100.0 | 5.1 | 9.2 | | |
| | | Marshfield | 05658 | 1 | Primary Care Phy... | 1 in 30 mins | 0 | 1 | 100.0 | 10.0 | 10.0 | | |
| | | | | | All Specialists | 1 in 60 mins | 0 | 1 | 100.0 | 9.2 | 9.2 | | |
| | | | | | Optometry | 1 in 60 mins | 0 | 1 | 100.0 | 18.1 | 18.1 | | |
| | | | Montpelier | 05602 | 8 | Imaging/Radiology | 1 in 60 mins | 0 | 1 | 100.0 | 20.6 | 47.8 | |
| | | | | | | Laboratories | 1 in 60 mins | 0 | 1 | 100.0 | 49.9 | 50.8 | |
| | | | | | | Hospitals | 1 in 60 mins | 0 | 1 | 100.0 | 20.6 | 23.3 | |
| | | | | Moretown | 05660 | 1 | Inpatient Rehab F... | 1 in 60 mins | 0 | 1 | 100.0 | 20.1 | 20.4 |
| | | | | | | | Primary Care Phy... | 1 in 30 mins | 98 | 8 | 100.0 | 0.4 | 0.5 |
| | | | | | | | All Specialists | 1 in 60 mins | 480 | 8 | 100.0 | 0.2 | 0.2 |
| | Waitsfield | | | | 05673 | 1 | Optometry | 1 in 60 mins | 17 | 8 | 100.0 | 0.4 | 0.5 |
| | | | | | | | Imaging/Radiology | 1 in 60 mins | 1 | 8 | 100.0 | 3.4 | 43.6 |
| | | | | | | | Laboratories | 1 in 60 mins | 0 | 8 | 100.0 | 43.8 | 45.0 |
| | | Waterbury | | | 05676 | 2 | Hospitals | 1 in 60 mins | 1 | 8 | 100.0 | 3.4 | 22.9 |
| | | | | | | | Inpatient Rehab F... | 1 in 60 mins | 1 | 8 | 100.0 | 3.3 | 7.1 |
| | | | | | | | Primary Care Phy... | 1 in 30 mins | 0 | 1 | 100.0 | 6.8 | 6.8 |
| | | | Windham | | Bellows Falls | 05101 | All Specialists | 1 in 60 mins | 0 | 1 | 100.0 | 4.6 | 6.8 |
| | | | | | | | Optometry | 1 in 60 mins | 0 | 1 | 100.0 | 6.8 | 8.9 |
| | | | | | | | Imaging/Radiology | 1 in 60 mins | 0 | 1 | 100.0 | 12.4 | 36.9 |
| | | | | | | | Laboratories | 1 in 60 mins | 0 | 1 | 100.0 | 36.1 | 37.4 |
| | | | | | | | Hospitals | 1 in 60 mins | 0 | 1 | 100.0 | 12.4 | 27.4 |
| | | | | | | | Inpatient Rehab F... | 1 in 60 mins | 0 | 1 | 100.0 | 12.2 | 16.0 |
| | | | | | | | Primary Care Phy... | 1 in 30 mins | 3 | 1 | 100.0 | 1.0 | 1.0 |
| | | | | | | | All Specialists | 1 in 60 mins | 12 | 1 | 100.0 | 0.6 | 1.0 |
| | | | | | | | Optometry | 1 in 60 mins | 1 | 1 | 100.0 | 0.7 | 14.5 |
| | | | | | | | Imaging/Radiology | 1 in 60 mins | 0 | 1 | 100.0 | 16.0 | 37.3 |
| | | | | | | | Laboratories | 1 in 60 mins | 0 | 1 | 100.0 | 37.3 | 38.5 |
| | | | | | | | Hospitals | 1 in 60 mins | 0 | 1 | 100.0 | 16.0 | 26.7 |
| | | | | | | | Inpatient Rehab F... | 1 in 60 mins | 0 | 1 | 100.0 | 16.2 | 17.2 |
| | | | | | | | Primary Care Phy... | 1 in 30 mins | 7 | 2 | 100.0 | 1.0 | 1.0 |
| | | | | | | | All Specialists | 1 in 60 mins | 29 | 2 | 100.0 | 0.9 | 1.0 |
| | | | | | | | Optometry | 1 in 60 mins | 1 | 2 | 100.0 | 1.0 | 12.2 |
| | | | | | | | Imaging/Radiology | 1 in 60 mins | 0 | 2 | 100.0 | 18.5 | 30.8 |
| | | | | | | | Laboratories | 1 in 60 mins | 0 | 2 | 100.0 | 29.4 | 30.7 |
| | | | | | | | Hospitals | 1 in 60 mins | 0 | 2 | 100.0 | 18.5 | 24.5 |
| | | | | | | | Inpatient Rehab F... | 1 in 60 mins | 0 | 2 | 100.0 | 18.3 | 22.1 |
| | | | | | | | Primary Care Phy... | 1 in 30 mins | 11 | 1 | 100.0 | 1.2 | 1.5 |
| | | | | | | | All Specialists | 1 in 60 mins | 41 | 1 | 100.0 | 0.2 | 1.0 |

Access Detail for All Employees With Access

July 2021

Created for...
Cigna Payer Solutions Vermont PPO

- Access Analysis
- All Employees - Breakout
- Distance Method
- Estimated Driving Distance
- Employee / Provider Groups
- All Employees
- Primary Care Physicians
- All Specialists
- Optometry
- Imaging/Radiology
- Laboratories
- Hospitals
- Inpatient Rehab Facilities
- Cardiac Cath

| All Employees | | | | | | | | | | | | |
|---------------|----------------------|----------------------|----------------------|--------------|----------------------|---------------------|--------------|-------------|-------|--------------|------|-----|
| State Name | County | City | Zip Code | Employee | Provider | | Counts | With Access | | Average Time | | |
| | | | | # | Group | Standard | # | # | % | 1 | 2 | |
| Vermont | Windham | Bellows Falls | 05101 | 1 | Optometry | 1 in 60 mins | 1 | 1 | 100.0 | 0.7 | 12.8 | |
| | | | | | Laboratories | 1 in 60 mins | 0 | 1 | 100.0 | 14.1 | 40.5 | |
| | | | | | Hospitals | 1 in 60 mins | 0 | 1 | 100.0 | 13.4 | 17.5 | |
| | | | | | Inpatient Rehab F... | 1 in 60 mins | 0 | 1 | 100.0 | 25.6 | 54.2 | |
| | | | | | Primary Care Phy... | 1 in 30 mins | 68 | 2 | 100.0 | 0.7 | 0.8 | |
| | | | All Specialists | 1 in 60 mins | 277 | 2 | 100.0 | 0.3 | 0.4 | | | |
| | | | Optometry | 1 in 60 mins | 3 | 2 | 100.0 | 0.5 | 1.4 | | | |
| | | | Laboratories | 1 in 60 mins | 0 | 2 | 100.0 | 36.2 | 64.0 | | | |
| | | | Hospitals | 1 in 60 mins | 1 | 2 | 100.0 | 1.1 | 18.8 | | | |
| | | | Inpatient Rehab F... | 1 in 60 mins | 1 | 2 | 100.0 | 1.2 | 64.3 | | | |
| | | | Primary Care Phy... | 1 in 30 mins | 0 | 1 | 100.0 | 4.1 | 5.8 | | | |
| | | | All Specialists | 1 in 60 mins | 0 | 1 | 100.0 | 5.8 | 5.8 | | | |
| | | | Optometry | 1 in 60 mins | 0 | 1 | 100.0 | 5.8 | 12.8 | | | |
| | | | Laboratories | 1 in 60 mins | 0 | 1 | 100.0 | 25.6 | 35.0 | | | |
| | | | Hospitals | 1 in 60 mins | 0 | 1 | 100.0 | 17.6 | 17.6 | | | |
| | | Inpatient Rehab F... | 1 in 60 mins | 0 | 1 | 100.0 | 34.8 | 35.1 | | | | |
| | | West Towns... | 05359 | 3 | Primary Care Phy... | 1 in 30 mins | 0 | 3 | 100.0 | 8.7 | 8.7 | |
| | | All Specialists | | | 1 in 60 mins | 0 | 3 | 100.0 | 8.7 | 8.7 | | |
| | | Optometry | | | 1 in 60 mins | 0 | 3 | 100.0 | 14.7 | 14.9 | | |
| | | Laboratories | | | 1 in 60 mins | 0 | 3 | 100.0 | 24.1 | 42.1 | | |
| | | Hospitals | | | 1 in 60 mins | 0 | 3 | 100.0 | 8.7 | 8.7 | | |
| | | Inpatient Rehab F... | | | 1 in 60 mins | 0 | 3 | 100.0 | 27.3 | 42.0 | | |
| | | Primary Care Phy... | | | 1 in 30 mins | 0 | 2 | 100.0 | 5.6 | 5.6 | | |
| | | All Specialists | | | 1 in 60 mins | 0 | 2 | 100.0 | 5.6 | 5.6 | | |
| | | Optometry | | | 1 in 60 mins | 0 | 2 | 100.0 | 5.8 | 6.1 | | |
| | | Imaging/Radiology | 1 in 60 mins | 0 | 2 | 100.0 | 45.1 | 82.5 | | | | |
| | | Laboratories | 1 in 60 mins | 0 | 2 | 100.0 | 5.2 | 5.2 | | | | |
| | | Hospitals | 1 in 60 mins | 0 | 2 | 100.0 | 13.2 | 28.1 | | | | |
| | | Inpatient Rehab F... | 1 in 60 mins | 0 | 2 | 100.0 | 30.8 | 30.9 | | | | |
| | | South Royalton | 05068 | 1 | Primary Care Phy... | 1 in 30 mins | 1 | 1 | 100.0 | 2.7 | 3.3 | |
| | | All Specialists | | | 1 in 60 mins | 2 | 1 | 100.0 | 2.7 | 2.7 | | |
| | | Optometry | | | 1 in 60 mins | 0 | 1 | 100.0 | 6.8 | 6.8 | | |
| | | Imaging/Radiology | | | 1 in 60 mins | 0 | 1 | 100.0 | 33.6 | 72.1 | | |
| | Laboratories | 1 in 60 mins | | | 0 | 1 | 100.0 | 19.9 | 19.9 | | | |
| | Hospitals | 1 in 60 mins | | | 0 | 1 | 100.0 | 17.1 | 26.4 | | | |
| | Inpatient Rehab F... | 1 in 60 mins | | | 0 | 1 | 100.0 | 31.5 | 33.8 | | | |
| | White River J... | 05001 | | | 1 | Primary Care Phy... | 1 in 30 mins | 16 | 1 | 100.0 | 2.4 | 2.4 |
| | All Specialists | | | | | 1 in 60 mins | 72 | 1 | 100.0 | 2.0 | 2.1 | |
| | Optometry | | 1 in 60 mins | 11 | | 1 | 100.0 | 2.0 | 2.0 | | | |
| | Imaging/Radiology | | 1 in 60 mins | 0 | | 1 | 100.0 | 46.5 | 85.3 | | | |

Access Detail for All Employees With Access

July 2021

Created for...
Cigna Payer Solutions Vermont PPO

- Access Analysis
- All Employees - Breakout
- Distance Method
- Estimated Driving Distance
- Employee / Provider Groups
- All Employees
- Primary Care Physicians
- All Specialists
- Optometry
- Imaging/Radiology
- Laboratories
- Hospitals
- Inpatient Rehab Facilities
- Cardiac Cath

| All Employees | | | | | | | | | | | | |
|---------------|--------------|------------------|----------|----------|----------------------|----------------------|--------------|-------------|-------|--------------|------|------|
| State Name | County | City | Zip Code | Employee | Provider | | Counts | With Access | | Average Time | | |
| | | | | # | Group | Standard | # | # | % | 1 | 2 | |
| Vermont | Windsor | White River J... | 05001 | 1 | Laboratories | 1 in 60 mins | 2 | 1 | 100.0 | 1.9 | 1.9 | |
| | | | | | Hospitals | 1 in 60 mins | 0 | 1 | 100.0 | 14.9 | 31.5 | |
| | | | | | Inpatient Rehab F... | 1 in 60 mins | 0 | 1 | 100.0 | 35.1 | 35.2 | |
| | | Wilder | 05088 | 1 | Primary Care Phy... | 1 in 30 mins | 0 | 1 | 100.0 | 2.0 | 2.0 | |
| | | | | | All Specialists | 1 in 60 mins | 2 | 1 | 100.0 | 0.4 | 0.4 | |
| | | | | | Optometry | 1 in 60 mins | 0 | 1 | 100.0 | 1.4 | 1.4 | |
| | Grand Totals | | | | 1,663 | Primary Care Phy... | 1 in 30 mins | 1,101 | 1,663 | 100.0 | 0.6 | 0.6 |
| | | | | | | All Specialists | 1 in 60 mins | 4,281 | 1,663 | 100.0 | 0.3 | 0.5 |
| | | | | | | Optometry | 1 in 60 mins | 128 | 1,663 | 100.0 | 1.1 | 1.4 |
| | | | | | | Imaging/Radiology | 1 in 60 mins | 7 | 1,652 | 100.0 | 2.1 | 5.4 |
| | | | | | 1,660 | Laboratories | 1 in 60 mins | 8 | 1,660 | 100.0 | 2.7 | 5.2 |
| | | | | | 1,663 | Hospitals | 1 in 60 mins | 9 | 1,663 | 100.0 | 2.0 | 2.9 |
| | | | | | | Inpatient Rehab F... | 1 in 60 mins | 4 | 1,663 | 100.0 | 34.3 | 52.9 |

Access Detail for All Employees Without Access

July 2021

Created for...
Cigna Payer Solutions Vermont PPO

- Access Analysis
- All Employees - Breakout
- Distance Method
- Estimated Driving Distance
- Employee / Provider Groups
- All Employees
- Primary Care Physicians
- All Specialists
- Optometry
- Imaging/Radiology
- Laboratories
- Hospitals
- Inpatient Rehab Facilities
- Cardiac Cath

| All Employees | | | | | | | | | | | | | |
|---------------|------------|------------------|------------|-----------------|-------------------|-------------------|--------------|----------------|-------|--------------|-------|-------|------|
| State Name | County | City | Zip Code | Employee | Provider | | Counts | Without Access | | Average Time | | | |
| | | | | # | Group | Standard | # | # | % | 1 | 2 | | |
| Vermont | Addison | Bristol | 05443 | 4 | Cardiac Cath | 1 in 90 mins | 0 | 4 | 100.0 | --- | --- | | |
| | | Monkton | 05469 | 1 | Cardiac Cath | 1 in 90 mins | 0 | 1 | 100.0 | --- | --- | | |
| | | North Ferrisb... | 05473 | 1 | Cardiac Cath | 1 in 90 mins | 0 | 1 | 100.0 | --- | --- | | |
| | Bennington | Vergennes | 05491 | 1 | Cardiac Cath | 1 in 90 mins | 0 | 1 | 100.0 | --- | --- | | |
| | | Arlington | 05250 | 1 | Imaging/Radiology | 1 in 60 mins | 0 | 1 | 100.0 | 95.4 | 108.6 | | |
| | | | | | Cardiac Cath | 1 in 90 mins | 0 | 1 | 100.0 | --- | --- | | |
| | | | Dorset | 05251 | 1 | Imaging/Radiology | 1 in 60 mins | 0 | 1 | 100.0 | 82.6 | 95.5 | |
| | | | | | Cardiac Cath | 1 in 90 mins | 0 | 1 | 100.0 | --- | --- | | |
| | | | Manchester | 05254 | 1 | Imaging/Radiology | 1 in 60 mins | 0 | 1 | 100.0 | 87.7 | 102.3 | |
| | | | | | Cardiac Cath | 1 in 90 mins | 0 | 1 | 100.0 | --- | --- | | |
| | | | Shaftsbury | 05262 | 1 | Imaging/Radiology | 1 in 60 mins | 0 | 1 | 100.0 | 103.0 | 116.4 | |
| | | | | | Cardiac Cath | 1 in 90 mins | 0 | 1 | 100.0 | --- | --- | | |
| | | | Caledonia | Danville | 05828 | 2 | Cardiac Cath | 1 in 90 mins | 0 | 2 | 100.0 | --- | --- |
| | | | | Saint Johnsb... | 05819 | 2 | Laboratories | 1 in 60 mins | 0 | 2 | 100.0 | 65.1 | 65.1 |
| | | | | | | Cardiac Cath | 1 in 90 mins | 0 | 2 | 100.0 | --- | --- | |
| | | | Chittenden | Burlington | 05401 | 791 | Cardiac Cath | 1 in 90 mins | 0 | 791 | 100.0 | --- | --- |
| | | | | | 05402 | 1 | Cardiac Cath | 1 in 90 mins | 0 | 1 | 100.0 | --- | --- |
| | | | | | 05405 | 497 | Cardiac Cath | 1 in 90 mins | 0 | 497 | 100.0 | --- | --- |
| | | | | 05408 | 34 | Cardiac Cath | 1 in 90 mins | 0 | 34 | 100.0 | --- | --- | |
| | | | | Charlotte | 05445 | 5 | Cardiac Cath | 1 in 90 mins | 0 | 5 | 100.0 | --- | --- |
| | | | | Colchester | 05446 | 28 | Cardiac Cath | 1 in 90 mins | 0 | 28 | 100.0 | --- | --- |
| | | | | Essex Junction | 05452 | 30 | Cardiac Cath | 1 in 90 mins | 0 | 30 | 100.0 | --- | --- |
| | | | | Hinesburg | 05461 | 5 | Cardiac Cath | 1 in 90 mins | 0 | 5 | 100.0 | --- | --- |
| | | | | Jericho | 05465 | 1 | Cardiac Cath | 1 in 90 mins | 0 | 1 | 100.0 | --- | --- |
| | | | | Milton | 05468 | 5 | Cardiac Cath | 1 in 90 mins | 0 | 5 | 100.0 | --- | --- |
| | | | | Richmond | 05477 | 5 | Cardiac Cath | 1 in 90 mins | 0 | 5 | 100.0 | --- | --- |
| | | | | Shelburne | 05482 | 10 | Cardiac Cath | 1 in 90 mins | 0 | 10 | 100.0 | --- | --- |
| | | | | South Burlin... | 05403 | 96 | Cardiac Cath | 1 in 90 mins | 0 | 96 | 100.0 | --- | --- |
| | | | | Underhill | 05489 | 1 | Cardiac Cath | 1 in 90 mins | 0 | 1 | 100.0 | --- | --- |
| | | | | Westford | 05494 | 1 | Cardiac Cath | 1 in 90 mins | 0 | 1 | 100.0 | --- | --- |
| | | | | Williston | 05495 | 16 | Cardiac Cath | 1 in 90 mins | 0 | 16 | 100.0 | --- | --- |
| | | | | Winooski | 05404 | 65 | Cardiac Cath | 1 in 90 mins | 0 | 65 | 100.0 | --- | --- |
| | | Franklin | | Enosburg Falls | 05450 | 1 | Cardiac Cath | 1 in 90 mins | 0 | 1 | 100.0 | --- | --- |
| | | | | Fairfax | 05454 | 2 | Cardiac Cath | 1 in 90 mins | 0 | 2 | 100.0 | --- | --- |
| | | | | Richford | 05476 | 1 | Cardiac Cath | 1 in 90 mins | 0 | 1 | 100.0 | --- | --- |
| | | | | Saint Albans | 05478 | 6 | Cardiac Cath | 1 in 90 mins | 0 | 6 | 100.0 | --- | --- |
| | | | | Swanton | 05488 | 2 | Cardiac Cath | 1 in 90 mins | 0 | 2 | 100.0 | --- | --- |
| | | Grand Isle | Grand Isle | 05458 | 2 | Cardiac Cath | 1 in 90 mins | 0 | 2 | 100.0 | --- | --- | |
| | | | | South Hero | 05486 | 1 | Cardiac Cath | 1 in 90 mins | 0 | 1 | 100.0 | --- | --- |
| | | Lamoille | Stowe | 05672 | 2 | Cardiac Cath | 1 in 90 mins | 0 | 2 | 100.0 | --- | --- | |

Access Detail for All Employees Without Access

July 2021

Created for...
Cigna Payer Solutions Vermont PPO

- Access Analysis
- All Employees - Breakout
- Distance Method
- Estimated Driving Distance
- Employee / Provider Groups
- All Employees
- Primary Care Physicians
- All Specialists
- Optometry
- Imaging/Radiology
- Laboratories
- Hospitals
- Inpatient Rehab Facilities
- Cardiac Cath

| All Employees | | | | | | | | | | | | | |
|---------------|-----------------|-----------------|----------------|----------|-------------------|-------------------|--------------|----------------|-------|--------------|-------|-------|-----|
| State Name | County | City | Zip Code | Employee | Provider | | Counts | Without Access | | Average Time | | | |
| | | | | # | Group | Standard | # | # | % | 1 | 2 | | |
| Vermont | Orange | Brookfield | 05036 | 2 | Cardiac Cath | 1 in 90 mins | 0 | 2 | 100.0 | --- | --- | | |
| | | Fairlee | 05045 | 1 | Cardiac Cath | 1 in 90 mins | 0 | 1 | 100.0 | --- | --- | | |
| | | Randolph | 05060 | 1 | Cardiac Cath | 1 in 90 mins | 0 | 1 | 100.0 | --- | --- | | |
| | | Randolph Ce... | 05061 | 2 | Cardiac Cath | 1 in 90 mins | 0 | 2 | 100.0 | --- | --- | | |
| | | South Strafford | 05070 | 1 | Cardiac Cath | 1 in 90 mins | 0 | 1 | 100.0 | --- | --- | | |
| | | Tunbridge | 05077 | 2 | Cardiac Cath | 1 in 90 mins | 0 | 2 | 100.0 | --- | --- | | |
| | | Williamstown | 05679 | 1 | Cardiac Cath | 1 in 90 mins | 0 | 1 | 100.0 | --- | --- | | |
| | | Orleans | Barton | 05822 | 1 | Laboratories | 1 in 60 mins | 0 | 1 | 100.0 | 60.9 | 68.6 | |
| | | | Washington | Barre | 05641 | 1 | Cardiac Cath | 1 in 90 mins | 0 | 1 | 100.0 | --- | --- |
| | | | | Cabot | 05647 | 1 | Cardiac Cath | 1 in 90 mins | 0 | 1 | 100.0 | --- | --- |
| | East Montpel... | | | 05651 | 1 | Cardiac Cath | 1 in 90 mins | 0 | 1 | 100.0 | --- | --- | |
| | Graniteville | | | 05654 | 1 | Cardiac Cath | 1 in 90 mins | 0 | 1 | 100.0 | --- | --- | |
| | Marshfield | | | 05658 | 1 | Cardiac Cath | 1 in 90 mins | 0 | 1 | 100.0 | --- | --- | |
| | Montpelier | | | 05602 | 8 | Cardiac Cath | 1 in 90 mins | 0 | 8 | 100.0 | --- | --- | |
| | Moretown | | | 05660 | 1 | Cardiac Cath | 1 in 90 mins | 0 | 1 | 100.0 | --- | --- | |
| | Waitsfield | | | 05673 | 1 | Cardiac Cath | 1 in 90 mins | 0 | 1 | 100.0 | --- | --- | |
| | Waterbury | | | 05676 | 2 | Cardiac Cath | 1 in 90 mins | 0 | 2 | 100.0 | --- | --- | |
| | Windham | Bellows Falls | | 05101 | 1 | Imaging/Radiology | 1 in 60 mins | 0 | 1 | 100.0 | 83.3 | 111.9 | |
| | | Brattleboro | 05301 | 1 | Cardiac Cath | 1 in 90 mins | 0 | 1 | 100.0 | --- | --- | | |
| | | | | 2 | Imaging/Radiology | 1 in 60 mins | 0 | 2 | 100.0 | 105.4 | 130.7 | | |
| | | | | 2 | Cardiac Cath | 1 in 90 mins | 0 | 2 | 100.0 | --- | --- | | |
| | | South Londo... | 05155 | 1 | Imaging/Radiology | 1 in 60 mins | 0 | 1 | 100.0 | 81.8 | 103.0 | | |
| | | West Towns... | 05359 | 1 | Cardiac Cath | 1 in 90 mins | 0 | 1 | 100.0 | --- | --- | | |
| | | | | 3 | Imaging/Radiology | 1 in 60 mins | 0 | 3 | 100.0 | 84.1 | 107.7 | | |
| | | | | 3 | Cardiac Cath | 1 in 90 mins | 0 | 3 | 100.0 | --- | --- | | |
| | | Windsor | Quechee | 05059 | 2 | Cardiac Cath | 1 in 90 mins | 0 | 2 | 100.0 | --- | --- | |
| | | | South Royalton | 05068 | 1 | Cardiac Cath | 1 in 90 mins | 0 | 1 | 100.0 | --- | --- | |
| | White River... | | 05001 | 1 | Cardiac Cath | 1 in 90 mins | 0 | 1 | 100.0 | --- | --- | | |
| | Wilder | | 05088 | 1 | Cardiac Cath | 1 in 90 mins | 0 | 1 | 100.0 | --- | --- | | |
| | Grand Totals | | | | 1,663 | Cardiac Cath | 1 in 90 mins | 0 | 1,663 | 100.0 | --- | --- | |
| | | | | 11 | Imaging/Radiology | 1 in 60 mins | 0 | 11 | 100.0 | 90.6 | 111.1 | | |
| | | | | 3 | Laboratories | 1 in 60 mins | 0 | 3 | 100.0 | 63.7 | 66.3 | | |



Invalid Census Information



Network Analysis

Vermont Employees First Health Network Accessibility

July 9, 2021

Contents

Report Contents

| | |
|--|----|
| Medical Access Detail By County | 3 |
| <small>VT Employees: PCP-Internal Medicine, VT Employees: PCP-General Practice and Family Practice, VT Employees: PCP-Pediatric, VT Employees: PCP-OBGYN, VT Employees: Outpatient Physician Specialty Care, VT Employees: Laboratory, VT Employees: Pharmacy, VT Employees: General Optometry, VT Employees: Imaging, VT Employees: Inpatient Hospital, VT Employees: Inpatient Medical Rehabilitation Services, VT Employees: Major Trauma Treatment, VT Employees: Neonatal Intensive Care, VT Employees: Tertiary Level Cardiac Services, VT Employees: Other Specialty Services, VT Employees: BH-Mental Health Substance Use, VT Employees: BH-Inpatient, VT Employees: BH-Residential</small> | |
| Behavioral Health Access Detail By County | 8 |
| <small>VT Employees: BH-Mental Health Substance Use, VT Employees: BH-Intensive Outpatient, VT Employees: BH-Partial Hospitalization, VT Employees: BH-Residential, VT Employees: BH-Inpatient</small> | |
| PCP-Internal Medicine | 10 |
| PCP-General Practice and Family Practice | 11 |
| PCP-Pediatric | 12 |
| PCP-OBGYN | 13 |
| Outpatient Physician Specialty Care | 14 |
| Laboratory | 15 |
| Pharmacy | 16 |
| General Optometry | 17 |
| Imaging | 18 |
| Inpatient Hospital | 19 |
| Inpatient Medical Rehabilitation Services | 20 |
| Major Trauma Treatment | 21 |
| Neonatal Intensive Care | 22 |
| Tertiary Level Cardiac Services | 23 |
| Other Specialty Services | 24 |
| Mental Health Substance Use | 25 |
| Inpatient | 26 |
| Intensive Outpatient | 27 |
| Partial Hospitalization | 28 |
| Residential | 29 |

Medical Access Detail By County

July 9, 2021

- Access Analysis
- VT Access Standards
- Employee / Provider Groups
- VT Employees
- PCP-Internal Medicine
- PCP-General Practice and Family Practice
- PCP-Pediatric
- PCP-OBGYN
- Outpatient Physician Specialty Care
- Laboratory
- Pharmacy
- General Optometry
- Imaging
- Inpatient Hospital
- Inpatient Medical Rehabilitation Services
- Major Trauma Treatment
- Neonatal Intensive Care
- Tertiary Level Cardiac Services
- Other Specialty Services
- BH-Mental Health Substance Use
- BH-Inpatient
- BH-Residential

| Employees With and Without Access | | | | | | | | | | |
|-----------------------------------|------------|------------|----------|-----------------------------|--------------|--------|-------------|-------|----------------|-------|
| Zip Code Class | State Abbr | County | Employee | Provider | | Counts | With Access | | Without Access | |
| | | | # | Group | Standard | # | # | % | # | % |
| Rural | VT | Addison | 624 | PCP-Internal Medicine | 1 in 30 mins | 44 | 624 | 100.0 | 0 | 0.0 |
| | | | | PCP-General Practice a... | 1 in 30 mins | 118 | 624 | 100.0 | 0 | 0.0 |
| | | | | PCP-Pediatric | 1 in 30 mins | 38 | 624 | 100.0 | 0 | 0.0 |
| | | | | PCP-OBGYN | 1 in 30 mins | 21 | 624 | 100.0 | 0 | 0.0 |
| | | | | Outpatient Physician Sp... | 1 in 60 mins | 429 | 624 | 100.0 | 0 | 0.0 |
| | | | | Laboratory | 1 in 60 mins | 0 | 624 | 100.0 | 0 | 0.0 |
| | | | | Pharmacy | 1 in 60 mins | 0 | 624 | 100.0 | 0 | 0.0 |
| | | | | General Optometry | 1 in 60 mins | 1 | 624 | 100.0 | 0 | 0.0 |
| | | | | Imaging | 1 in 60 mins | 1 | 624 | 100.0 | 0 | 0.0 |
| | | | | Inpatient Hospital | 1 in 60 mins | 1 | 624 | 100.0 | 0 | 0.0 |
| | | | | Inpatient Medical Rehabi... | 1 in 60 mins | 0 | 624 | 100.0 | 0 | 0.0 |
| | | | | Major Trauma Treatment | 1 in 90 mins | 6 | 624 | 100.0 | 0 | 0.0 |
| | | | | Neonatal Intensive Care | 1 in 90 mins | 6 | 624 | 100.0 | 0 | 0.0 |
| | | | | Tertiary Level Cardiac S... | 1 in 90 mins | 13 | 624 | 100.0 | 0 | 0.0 |
| | | | | Other Specialty Services | 1 in 90 mins | 18 | 624 | 100.0 | 0 | 0.0 |
| | | | | BH-Mental Health Subst... | 1 in 30 mins | 64 | 624 | 100.0 | 0 | 0.0 |
| | | | | BH-Residential | 1 in 60 mins | 0 | 624 | 100.0 | 0 | 0.0 |
| | | | | BH-Inpatient | 1 in 60 mins | 0 | 0 | 0.0 | 624 | 100.0 |
| | | Caledonia | 2 | PCP-Internal Medicine | 1 in 30 mins | 54 | 2 | 100.0 | 0 | 0.0 |
| | | | | PCP-General Practice a... | 1 in 30 mins | 91 | 2 | 100.0 | 0 | 0.0 |
| | | | | PCP-Pediatric | 1 in 30 mins | 29 | 2 | 100.0 | 0 | 0.0 |
| | | | | PCP-OBGYN | 1 in 30 mins | 10 | 2 | 100.0 | 0 | 0.0 |
| | | | | Outpatient Physician Sp... | 1 in 60 mins | 480 | 2 | 100.0 | 0 | 0.0 |
| | | | | Laboratory | 1 in 60 mins | 1 | 2 | 100.0 | 0 | 0.0 |
| | | | | Pharmacy | 1 in 60 mins | 0 | 2 | 100.0 | 0 | 0.0 |
| | | | | General Optometry | 1 in 60 mins | 3 | 2 | 100.0 | 0 | 0.0 |
| | | | | Imaging | 1 in 60 mins | 7 | 2 | 100.0 | 0 | 0.0 |
| | | | | Inpatient Hospital | 1 in 60 mins | 1 | 2 | 100.0 | 0 | 0.0 |
| | | | | Inpatient Medical Rehabi... | 1 in 60 mins | 1 | 2 | 100.0 | 0 | 0.0 |
| | | | | Major Trauma Treatment | 1 in 90 mins | 13 | 2 | 100.0 | 0 | 0.0 |
| | | | | Neonatal Intensive Care | 1 in 90 mins | 3 | 2 | 100.0 | 0 | 0.0 |
| | | | | Tertiary Level Cardiac S... | 1 in 90 mins | 13 | 2 | 100.0 | 0 | 0.0 |
| | | | | Other Specialty Services | 1 in 90 mins | 15 | 2 | 100.0 | 0 | 0.0 |
| | | | | BH-Mental Health Subst... | 1 in 30 mins | 39 | 2 | 100.0 | 0 | 0.0 |
| | | | | BH-Residential | 1 in 60 mins | 0 | 2 | 100.0 | 0 | 0.0 |
| | | | | BH-Inpatient | 1 in 60 mins | 0 | 0 | 0.0 | 2 | 100.0 |
| | | Chittenden | 1 | PCP-Internal Medicine | 1 in 30 mins | 41 | 1 | 100.0 | 0 | 0.0 |
| | | | | PCP-General Practice a... | 1 in 30 mins | 121 | 1 | 100.0 | 0 | 0.0 |
| | | | | PCP-Pediatric | 1 in 30 mins | 28 | 1 | 100.0 | 0 | 0.0 |
| | | | | PCP-OBGYN | 1 in 30 mins | 14 | 1 | 100.0 | 0 | 0.0 |

Medical Access Detail By County

July 9, 2021

- Access Analysis
 VT Access Standards
 Employee / Provider Groups
 VT Employees
 PCP-Internal Medicine
 PCP-General Practice and Family Practice
 PCP-Pediatric
 PCP-OBGYN
 Outpatient Physician Specialty Care
 Laboratory
 Pharmacy
 General Optometry
 Imaging
 Inpatient Hospital
 Inpatient Medical Rehabilitation Services
 Major Trauma Treatment
 Neonatal Intensive Care
 Tertiary Level Cardiac Services
 Other Specialty Services
 BH-Mental Health Substance Use
 BH-Inpatient
 BH-Residential

| Employees With and Without Access | | | | | | | | | | |
|-----------------------------------|--------------|----------------------------|--------------|-----------------------------|--------------|--------|-------------|-------|----------------|-------|
| Zip Code Class | State Abbr | County | Employee | Provider | | Counts | With Access | | Without Access | |
| | | | # | Group | Standard | # | # | % | # | % |
| Rural | VT | Chittenden | 1 | Outpatient Physician Sp... | 1 in 60 mins | 738 | 1 | 100.0 | 0 | 0.0 |
| | | | | Laboratory | 1 in 60 mins | 1 | 1 | 100.0 | 0 | 0.0 |
| | | | | Pharmacy | 1 in 60 mins | 1 | 1 | 100.0 | 0 | 0.0 |
| | | | | General Optometry | 1 in 60 mins | 13 | 1 | 100.0 | 0 | 0.0 |
| | | | | Imaging | 1 in 60 mins | 100 | 1 | 100.0 | 0 | 0.0 |
| | | | | Inpatient Hospital | 1 in 60 mins | 0 | 1 | 100.0 | 0 | 0.0 |
| | | | | Inpatient Medical Rehabi... | 1 in 60 mins | 2 | 1 | 100.0 | 0 | 0.0 |
| | | | | Major Trauma Treatment | 1 in 90 mins | 22 | 1 | 100.0 | 0 | 0.0 |
| | | | | Neonatal Intensive Care | 1 in 90 mins | 0 | 1 | 100.0 | 0 | 0.0 |
| | | | | Tertiary Level Cardiac S... | 1 in 90 mins | 0 | 1 | 100.0 | 0 | 0.0 |
| | | | | Other Specialty Services | 1 in 90 mins | 16 | 1 | 100.0 | 0 | 0.0 |
| | | | | BH-Mental Health Subst... | 1 in 30 mins | 87 | 1 | 100.0 | 0 | 0.0 |
| | | | | BH-Residential | 1 in 60 mins | 0 | 1 | 100.0 | 0 | 0.0 |
| | | | | BH-Inpatient | 1 in 60 mins | 0 | 0 | 0.0 | 1 | 100.0 |
| | | Orange | 6 | PCP-Internal Medicine | 1 in 30 mins | 11 | 6 | 100.0 | 0 | 0.0 |
| | | | | PCP-General Practice a... | 1 in 30 mins | 16 | 6 | 100.0 | 0 | 0.0 |
| | | | | PCP-Pediatric | 1 in 30 mins | 16 | 6 | 100.0 | 0 | 0.0 |
| | | | | PCP-OBGYN | 1 in 30 mins | 7 | 6 | 100.0 | 0 | 0.0 |
| | | | | Outpatient Physician Sp... | 1 in 60 mins | 129 | 6 | 100.0 | 0 | 0.0 |
| | | | | Laboratory | 1 in 60 mins | 0 | 6 | 100.0 | 0 | 0.0 |
| | | | | Pharmacy | 1 in 60 mins | 0 | 6 | 100.0 | 0 | 0.0 |
| | | | | General Optometry | 1 in 60 mins | 2 | 6 | 100.0 | 0 | 0.0 |
| | | | | Imaging | 1 in 60 mins | 12 | 6 | 100.0 | 0 | 0.0 |
| | | | | Inpatient Hospital | 1 in 60 mins | 1 | 6 | 100.0 | 0 | 0.0 |
| | | | | Inpatient Medical Rehabi... | 1 in 60 mins | 0 | 6 | 100.0 | 0 | 0.0 |
| | | | | Major Trauma Treatment | 1 in 90 mins | 2 | 6 | 100.0 | 0 | 0.0 |
| | | | | Neonatal Intensive Care | 1 in 90 mins | 2 | 6 | 100.0 | 0 | 0.0 |
| | | | | Tertiary Level Cardiac S... | 1 in 90 mins | 5 | 6 | 100.0 | 0 | 0.0 |
| | | | | Other Specialty Services | 1 in 90 mins | 0 | 6 | 100.0 | 0 | 0.0 |
| | | | | BH-Mental Health Subst... | 1 in 30 mins | 7 | 6 | 100.0 | 0 | 0.0 |
| | | | | BH-Residential | 1 in 60 mins | 0 | 6 | 100.0 | 0 | 0.0 |
| BH-Inpatient | 1 in 60 mins | 0 | 0 | 0.0 | 6 | 100.0 | | | | |
| Orleans | 31 | PCP-Internal Medicine | 1 in 30 mins | 13 | 31 | 100.0 | 0 | 0.0 | | |
| | | PCP-General Practice a... | 1 in 30 mins | 15 | 31 | 100.0 | 0 | 0.0 | | |
| | | PCP-Pediatric | 1 in 30 mins | 3 | 31 | 100.0 | 0 | 0.0 | | |
| | | PCP-OBGYN | 1 in 30 mins | 2 | 31 | 100.0 | 0 | 0.0 | | |
| | | Outpatient Physician Sp... | 1 in 60 mins | 126 | 31 | 100.0 | 0 | 0.0 | | |
| | | Laboratory | 1 in 60 mins | 1 | 31 | 100.0 | 0 | 0.0 | | |
| | | Pharmacy | 1 in 60 mins | 0 | 31 | 100.0 | 0 | 0.0 | | |
| General Optometry | 1 in 60 mins | 1 | 31 | 100.0 | 0 | 0.0 | | | | |

Medical Access Detail By County

July 9, 2021

- Access Analysis
- VT Access Standards
- Employee / Provider Groups
- VT Employees
- PCP-Internal Medicine
- PCP-General Practice and Family Practice
- PCP-Pediatric
- PCP-OBGYN
- Outpatient Physician Specialty Care
- Laboratory
- Pharmacy
- General Optometry
- Imaging
- Inpatient Hospital
- Inpatient Medical Rehabilitation Services
- Major Trauma Treatment
- Neonatal Intensive Care
- Tertiary Level Cardiac Services
- Other Specialty Services
- BH-Mental Health Substance Use
- BH-Inpatient
- BH-Residential

| Employees With and Without Access | | | | | | | | | | | | |
|-----------------------------------|--------------|----------------------------|--------------|-----------------------------|--------------|---------------------------|--------------|-------|----------------|-------|---|-----|
| Zip Code Class | State Abbr | County | Employee | Provider | | Counts | With Access | | Without Access | | | |
| | | | # | Group | Standard | # | # | % | # | % | | |
| Rural | VT | Orleans | 31 | Imaging | 1 in 60 mins | 2 | 31 | 100.0 | 0 | 0.0 | | |
| | | | | Inpatient Hospital | 1 in 60 mins | 1 | 31 | 100.0 | 0 | 0.0 | | |
| | | | | Inpatient Medical Rehabi... | 1 in 60 mins | 1 | 31 | 100.0 | 0 | 0.0 | | |
| | | | | Major Trauma Treatment | 1 in 90 mins | 9 | 31 | 100.0 | 0 | 0.0 | | |
| | | | | Neonatal Intensive Care | 1 in 90 mins | 1 | 31 | 100.0 | 0 | 0.0 | | |
| | | | | Tertiary Level Cardiac S... | 1 in 90 mins | 2 | 31 | 100.0 | 0 | 0.0 | | |
| | | | | Other Specialty Services | 1 in 90 mins | 2 | 31 | 100.0 | 0 | 0.0 | | |
| | | | | BH-Mental Health Subst... | 1 in 30 mins | 22 | 31 | 100.0 | 0 | 0.0 | | |
| | | | | BH-Residential | 1 in 60 mins | 0 | 31 | 100.0 | 0 | 0.0 | | |
| | | | | BH-Inpatient | 1 in 60 mins | 0 | 0 | 0.0 | 31 | 100.0 | | |
| | | Washington | 562 | PCP-Internal Medicine | 1 in 30 mins | 91 | 562 | 100.0 | 0 | 0.0 | | |
| | | | | PCP-General Practice a... | 1 in 30 mins | 146 | 562 | 100.0 | 0 | 0.0 | | |
| | | | | PCP-Pediatric | 1 in 30 mins | 23 | 562 | 100.0 | 0 | 0.0 | | |
| | | | | PCP-OBGYN | 1 in 30 mins | 11 | 562 | 100.0 | 0 | 0.0 | | |
| | | | | Outpatient Physician Sp... | 1 in 60 mins | 1,023 | 562 | 100.0 | 0 | 0.0 | | |
| | | | | Laboratory | 1 in 60 mins | 50 | 562 | 100.0 | 0 | 0.0 | | |
| | | | | Pharmacy | 1 in 60 mins | 12 | 562 | 100.0 | 0 | 0.0 | | |
| | | | | General Optometry | 1 in 60 mins | 10 | 562 | 100.0 | 0 | 0.0 | | |
| | | | | Imaging | 1 in 60 mins | 163 | 562 | 100.0 | 0 | 0.0 | | |
| | | | | Inpatient Hospital | 1 in 60 mins | 1 | 562 | 100.0 | 0 | 0.0 | | |
| | | | | Inpatient Medical Rehabi... | 1 in 60 mins | 3 | 562 | 100.0 | 0 | 0.0 | | |
| | | | | Major Trauma Treatment | 1 in 90 mins | 26 | 562 | 100.0 | 0 | 0.0 | | |
| | | | | Neonatal Intensive Care | 1 in 90 mins | 1 | 562 | 100.0 | 0 | 0.0 | | |
| | | | | Tertiary Level Cardiac S... | 1 in 90 mins | 17 | 562 | 100.0 | 0 | 0.0 | | |
| | | | | Other Specialty Services | 1 in 90 mins | 49 | 562 | 100.0 | 0 | 0.0 | | |
| | | | | BH-Mental Health Subst... | 1 in 30 mins | 119 | 562 | 100.0 | 0 | 0.0 | | |
| | | | | BH-Residential | 1 in 60 mins | 0 | 562 | 100.0 | 0 | 0.0 | | |
| | | | | BH-Inpatient | 1 in 60 mins | 0 | 0 | 0.0 | 562 | 100.0 | | |
| | | | | Windham | 100 | PCP-Internal Medicine | 1 in 30 mins | 13 | 100 | 100.0 | 0 | 0.0 |
| | | | | | | PCP-General Practice a... | 1 in 30 mins | 35 | 100 | 100.0 | 0 | 0.0 |
| | | PCP-Pediatric | 1 in 30 mins | | | 15 | 100 | 100.0 | 0 | 0.0 | | |
| | | PCP-OBGYN | 1 in 30 mins | | | 4 | 100 | 100.0 | 0 | 0.0 | | |
| | | Outpatient Physician Sp... | 1 in 60 mins | | | 390 | 100 | 100.0 | 0 | 0.0 | | |
| Laboratory | 1 in 60 mins | 0 | 0 | | | 0.0 | 100 | 100.0 | | | | |
| Pharmacy | 1 in 60 mins | 0 | 100 | | | 100.0 | 0 | 0.0 | | | | |
| General Optometry | 1 in 60 mins | 4 | 100 | | | 100.0 | 0 | 0.0 | | | | |
| Imaging | 1 in 60 mins | 87 | 100 | | | 100.0 | 0 | 0.0 | | | | |
| Inpatient Hospital | 1 in 60 mins | 4 | 100 | | | 100.0 | 0 | 0.0 | | | | |
| Inpatient Medical Rehabi... | 1 in 60 mins | 4 | 100 | | | 100.0 | 0 | 0.0 | | | | |
| Major Trauma Treatment | 1 in 90 mins | 9 | 100 | | | 100.0 | 0 | 0.0 | | | | |

Medical Access Detail By County

July 9, 2021

- Access Analysis
- VT Access Standards
- Employee / Provider Groups
- VT Employees
 - PCP-Internal Medicine
 - PCP-General Practice and Family Practice
 - PCP-Pediatric
 - PCP-OBGYN
 - Outpatient Physician Specialty Care
 - Laboratory
 - Pharmacy
 - General Optometry
 - Imaging
 - Inpatient Hospital
 - Inpatient Medical Rehabilitation Services
 - Major Trauma Treatment
 - Neonatal Intensive Care
 - Tertiary Level Cardiac Services
 - Other Specialty Services
 - BH-Mental Health Substance Use
 - BH-Inpatient
 - BH-Residential

| Employees With and Without Access | | | | | | | | | | | | | |
|-----------------------------------|--------------|----------------------------|--------------|-----------------------------|--------------|---------------------------|--------------|-------|----------------|-------|---|-----|--|
| Zip Code Class | State Abbr | County | Employee | Provider | | Counts | With Access | | Without Access | | | | |
| | | | # | Group | Standard | # | # | % | # | % | | | |
| Rural | VT | Windham | 100 | Neonatal Intensive Care | 1 in 90 mins | 4 | 100 | 100.0 | 0 | 0.0 | | | |
| | | | | Tertiary Level Cardiac S... | 1 in 90 mins | 4 | 100 | 100.0 | 0 | 0.0 | | | |
| | | | | Other Specialty Services | 1 in 90 mins | 8 | 100 | 100.0 | 0 | 0.0 | | | |
| | | | | BH-Mental Health Subst... | 1 in 30 mins | 121 | 100 | 100.0 | 0 | 0.0 | | | |
| | | | | BH-Residential | 1 in 60 mins | 3 | 100 | 100.0 | 0 | 0.0 | | | |
| | | | | BH-Inpatient | 1 in 60 mins | 2 | 100 | 100.0 | 0 | 0.0 | | | |
| | | | | Windsor | 111 | PCP-Internal Medicine | 1 in 30 mins | 43 | 111 | 100.0 | 0 | 0.0 | |
| | | | | | | PCP-General Practice a... | 1 in 30 mins | 37 | 111 | 100.0 | 0 | 0.0 | |
| | | | | | | PCP-Pediatric | 1 in 30 mins | 10 | 111 | 100.0 | 0 | 0.0 | |
| | | | | | | PCP-OBGYN | 1 in 30 mins | 7 | 111 | 100.0 | 0 | 0.0 | |
| | | Outpatient Physician Sp... | 1 in 60 mins | | | 440 | 111 | 100.0 | 0 | 0.0 | | | |
| | | Laboratory | 1 in 60 mins | | | 0 | 111 | 100.0 | 0 | 0.0 | | | |
| | | Pharmacy | 1 in 60 mins | | | 0 | 111 | 100.0 | 0 | 0.0 | | | |
| | | General Optometry | 1 in 60 mins | | | 10 | 111 | 100.0 | 0 | 0.0 | | | |
| | | Imaging | 1 in 60 mins | | | 27 | 111 | 100.0 | 0 | 0.0 | | | |
| | | Inpatient Hospital | 1 in 60 mins | | | 3 | 111 | 100.0 | 0 | 0.0 | | | |
| | | Suburban | VT | Chittenden | 2 | PCP-Internal Medicine | 1 in 30 mins | 258 | 2 | 100.0 | 0 | 0.0 | |
| | | | | | | PCP-General Practice a... | 1 in 30 mins | 88 | 2 | 100.0 | 0 | 0.0 | |
| | | | | | | PCP-Pediatric | 1 in 30 mins | 148 | 2 | 100.0 | 0 | 0.0 | |
| | | | | | | PCP-OBGYN | 1 in 30 mins | 65 | 2 | 100.0 | 0 | 0.0 | |
| Outpatient Physician Sp... | 1 in 60 mins | | | | | 2,362 | 2 | 100.0 | 0 | 0.0 | | | |
| Laboratory | 1 in 60 mins | | | | | 1 | 2 | 100.0 | 0 | 0.0 | | | |
| Pharmacy | 1 in 60 mins | | | | | 1 | 2 | 100.0 | 0 | 0.0 | | | |
| General Optometry | 1 in 60 mins | | | | | 40 | 2 | 100.0 | 0 | 0.0 | | | |
| Imaging | 1 in 60 mins | | | | | 103 | 2 | 100.0 | 0 | 0.0 | | | |
| Inpatient Hospital | 1 in 60 mins | | | | | 1 | 2 | 100.0 | 0 | 0.0 | | | |
| | | | | Inpatient Medical Rehabi... | 1 in 60 mins | 2 | 2 | 100.0 | 0 | 0.0 | | | |
| | | | | Major Trauma Treatment | 1 in 90 mins | 20 | 2 | 100.0 | 0 | 0.0 | | | |
| | | | | Neonatal Intensive Care | 1 in 90 mins | 24 | 2 | 100.0 | 0 | 0.0 | | | |
| | | | | Tertiary Level Cardiac S... | 1 in 90 mins | 141 | 2 | 100.0 | 0 | 0.0 | | | |
| | | | | Other Specialty Services | 1 in 90 mins | 142 | 2 | 100.0 | 0 | 0.0 | | | |
| | | | | BH-Mental Health Subst... | 1 in 30 mins | 341 | 2 | 100.0 | 0 | 0.0 | | | |
| | | | | | | | | | | | | | |
| | | | | | | | | | | | | | |
| | | | | | | | | | | | | | |
| | | | | | | | | | | | | | |

Medical Access Detail By County

July 9, 2021

- Access Analysis
- VT Access Standards
- Employee / Provider Groups
- VT Employees
- PCP-Internal Medicine
- PCP-General Practice and Family Practice
- PCP-Pediatric
- PCP-OBGYN
- Outpatient Physician Specialty Care
- Laboratory
- Pharmacy
- General Optometry
- Imaging
- Inpatient Hospital
- Inpatient Medical Rehabilitation Services
- Major Trauma Treatment
- Neonatal Intensive Care
- Tertiary Level Cardiac Services
- Other Specialty Services
- BH-Mental Health Substance Use
- BH-Inpatient
- BH-Residential

| Employees With and Without Access | | | | | | | | | | |
|-----------------------------------|------------|------------|----------|-----------------------------|--------------|--------|-------------|-------|----------------|-------|
| Zip Code Class | State Abbr | County | Employee | Provider | | Counts | With Access | | Without Access | |
| | | | # | Group | Standard | # | # | % | # | % |
| Suburban | VT | Chittenden | 2 | BH-Residential | 1 in 60 mins | 1 | 2 | 100.0 | 0 | 0.0 |
| | | | | BH-Inpatient | 1 in 60 mins | 0 | 0 | 0.0 | 2 | 100.0 |
| Urban | WA | King | 1 | PCP-Internal Medicine | 1 in 30 mins | 0 | 0 | 0.0 | 1 | 100.0 |
| | | | | PCP-General Practice a... | 1 in 30 mins | 0 | 0 | 0.0 | 1 | 100.0 |
| | | | | PCP-Pediatric | 1 in 30 mins | 0 | 0 | 0.0 | 1 | 100.0 |
| | | | | PCP-OBGYN | 1 in 30 mins | 0 | 0 | 0.0 | 1 | 100.0 |
| | | | | Outpatient Physician Sp... | 1 in 60 mins | 0 | 0 | 0.0 | 1 | 100.0 |
| | | | | Laboratory | 1 in 60 mins | 0 | 0 | 0.0 | 1 | 100.0 |
| | | | | Pharmacy | 1 in 60 mins | 0 | 0 | 0.0 | 1 | 100.0 |
| | | | | General Optometry | 1 in 60 mins | 0 | 0 | 0.0 | 1 | 100.0 |
| | | | | Imaging | 1 in 60 mins | 0 | 0 | 0.0 | 1 | 100.0 |
| | | | | Inpatient Hospital | 1 in 60 mins | 0 | 0 | 0.0 | 1 | 100.0 |
| | | | | Inpatient Medical Rehabi... | 1 in 60 mins | 0 | 0 | 0.0 | 1 | 100.0 |
| | | | | Major Trauma Treatment | 1 in 90 mins | 0 | 0 | 0.0 | 1 | 100.0 |
| | | | | Neonatal Intensive Care | 1 in 90 mins | 0 | 0 | 0.0 | 1 | 100.0 |
| | | | | Tertiary Level Cardiac S... | 1 in 90 mins | 0 | 0 | 0.0 | 1 | 100.0 |
| | | | | Other Specialty Services | 1 in 90 mins | 0 | 0 | 0.0 | 1 | 100.0 |
| | | | | BH-Mental Health Subst... | 1 in 30 mins | 0 | 0 | 0.0 | 1 | 100.0 |
| | | | | BH-Residential | 1 in 60 mins | 0 | 0 | 0.0 | 1 | 100.0 |
| | | | | BH-Inpatient | 1 in 60 mins | 0 | 0 | 0.0 | 1 | 100.0 |
| Grand Totals | | | 1,440 | PCP-Internal Medicine | 1 in 30 mins | 568 | 1,439 | 99.9 | 1 | 0.1 |
| | | | | PCP-General Practice a... | 1 in 30 mins | 667 | 1,439 | 99.9 | 1 | 0.1 |
| | | | | PCP-Pediatric | 1 in 30 mins | 310 | 1,439 | 99.9 | 1 | 0.1 |
| | | | | PCP-OBGYN | 1 in 30 mins | 141 | 1,439 | 99.9 | 1 | 0.1 |
| | | | | Outpatient Physician Sp... | 1 in 60 mins | 6,117 | 1,439 | 99.9 | 1 | 0.1 |
| | | | | Laboratory | 1 in 60 mins | 54 | 1,339 | 93.0 | 101 | 7.0 |
| | | | | Pharmacy | 1 in 60 mins | 14 | 1,439 | 99.9 | 1 | 0.1 |
| | | | | General Optometry | 1 in 60 mins | 84 | 1,439 | 99.9 | 1 | 0.1 |
| | | | | Imaging | 1 in 60 mins | 502 | 1,439 | 99.9 | 1 | 0.1 |
| | | | | Inpatient Hospital | 1 in 60 mins | 13 | 1,439 | 99.9 | 1 | 0.1 |
| | | | | Inpatient Medical Rehabi... | 1 in 60 mins | 16 | 1,439 | 99.9 | 1 | 0.1 |
| | | | | Major Trauma Treatment | 1 in 90 mins | 117 | 1,439 | 99.9 | 1 | 0.1 |
| | | | | Neonatal Intensive Care | 1 in 90 mins | 46 | 1,439 | 99.9 | 1 | 0.1 |
| | | | | Tertiary Level Cardiac S... | 1 in 90 mins | 201 | 1,439 | 99.9 | 1 | 0.1 |
| | | | | Other Specialty Services | 1 in 90 mins | 254 | 1,439 | 99.9 | 1 | 0.1 |
| | | | | BH-Mental Health Subst... | 1 in 30 mins | 889 | 1,439 | 99.9 | 1 | 0.1 |
| | | | | BH-Residential | 1 in 60 mins | 5 | 1,439 | 99.9 | 1 | 0.1 |
| | | | | BH-Inpatient | 1 in 60 mins | 2 | 101 | 7.0 | 1,339 | 93.0 |

Behavioral Health Access Detail By County

July 9, 2021

- Access Analysis
- VT Access Standards
- Employee / Provider Groups
- VT Employees
 - BH-Mental Health Substance Use
 - BH-Intensive Outpatient
 - BH-Partial Hospitalization
 - BH-Residential
 - BH-Inpatient

| Employees With and Without Access | | | | | | | | | | |
|-----------------------------------|--------------|----------------------------|--------------|----------------------------|--------------|----------------------|-------------|-------|----------------|-------|
| Zip Code Class | State Abbr | County | Employee | Provider | | Employees: Providers | With Access | | Without Access | |
| | | | # | Group | Standard | | # | % | # | % |
| Rural | VT | Addison | 624 | BH-Mental Health Sub... | 1 in 30 mins | 39:4 | 624 | 100.0 | 0 | 0.0 |
| | | | | BH-Intensive Outpatient | 1 in 60 mins | --- | 624 | 100.0 | 0 | 0.0 |
| | | | | BH-Partial Hospitalization | 1 in 60 mins | --- | 0 | 0.0 | 624 | 100.0 |
| | | | | BH-Residential | 1 in 60 mins | --- | 624 | 100.0 | 0 | 0.0 |
| | | | | BH-Inpatient | 1 in 60 mins | --- | 0 | 0.0 | 624 | 100.0 |
| | | | | | | | | | | |
| | | Caledonia | 2 | BH-Mental Health Sub... | 1 in 30 mins | 2:39 | 2 | 100.0 | 0 | 0.0 |
| | | | | BH-Intensive Outpatient | 1 in 60 mins | 2:1 | 2 | 100.0 | 0 | 0.0 |
| | | | | BH-Partial Hospitalization | 1 in 60 mins | --- | 0 | 0.0 | 2 | 100.0 |
| | | | | BH-Residential | 1 in 60 mins | --- | 2 | 100.0 | 0 | 0.0 |
| | | | | BH-Inpatient | 1 in 60 mins | --- | 0 | 0.0 | 2 | 100.0 |
| | | | | | | | | | | |
| | | Chittenden | 1 | BH-Mental Health Sub... | 1 in 30 mins | 1:87 | 1 | 100.0 | 0 | 0.0 |
| | | | | BH-Intensive Outpatient | 1 in 60 mins | 1:1 | 1 | 100.0 | 0 | 0.0 |
| | | | | BH-Partial Hospitalization | 1 in 60 mins | --- | 0 | 0.0 | 1 | 100.0 |
| | | | | BH-Residential | 1 in 60 mins | --- | 1 | 100.0 | 0 | 0.0 |
| | | | | BH-Inpatient | 1 in 60 mins | --- | 0 | 0.0 | 1 | 100.0 |
| | | | | | | | | | | |
| | | Orange | 6 | BH-Mental Health Sub... | 1 in 30 mins | 6:7 | 6 | 100.0 | 0 | 0.0 |
| | | | | BH-Intensive Outpatient | 1 in 60 mins | --- | 6 | 100.0 | 0 | 0.0 |
| | | | | BH-Partial Hospitalization | 1 in 60 mins | --- | 0 | 0.0 | 6 | 100.0 |
| | | | | BH-Residential | 1 in 60 mins | --- | 6 | 100.0 | 0 | 0.0 |
| | | | | BH-Inpatient | 1 in 60 mins | --- | 0 | 0.0 | 6 | 100.0 |
| | | | | | | | | | | |
| | | Orleans | 31 | BH-Mental Health Sub... | 1 in 30 mins | 31:22 | 31 | 100.0 | 0 | 0.0 |
| | | | | BH-Intensive Outpatient | 1 in 60 mins | 31:2 | 31 | 100.0 | 0 | 0.0 |
| | | | | BH-Partial Hospitalization | 1 in 60 mins | --- | 0 | 0.0 | 31 | 100.0 |
| | | | | BH-Residential | 1 in 60 mins | --- | 31 | 100.0 | 0 | 0.0 |
| BH-Inpatient | 1 in 60 mins | | | --- | 0 | 0.0 | 31 | 100.0 | | |
| | | | | | | | | | | |
| Washington | 562 | BH-Mental Health Sub... | 1 in 30 mins | 562:119 | 562 | 100.0 | 0 | 0.0 | | |
| | | BH-Intensive Outpatient | 1 in 60 mins | --- | 562 | 100.0 | 0 | 0.0 | | |
| | | BH-Partial Hospitalization | 1 in 60 mins | --- | 0 | 0.0 | 562 | 100.0 | | |
| | | BH-Residential | 1 in 60 mins | --- | 562 | 100.0 | 0 | 0.0 | | |
| | | BH-Inpatient | 1 in 60 mins | --- | 0 | 0.0 | 562 | 100.0 | | |
| | | | | | | | | | | |
| Windham | 100 | BH-Mental Health Sub... | 1 in 30 mins | 100:121 | 100 | 100.0 | 0 | 0.0 | | |
| | | BH-Intensive Outpatient | 1 in 60 mins | 25:2 | 100 | 100.0 | 0 | 0.0 | | |
| | | BH-Partial Hospitalization | 1 in 60 mins | 100:3 | 100 | 100.0 | 0 | 0.0 | | |
| | | BH-Residential | 1 in 60 mins | 100:3 | 100 | 100.0 | 0 | 0.0 | | |
| | | BH-Inpatient | 1 in 60 mins | 50:1 | 100 | 100.0 | 0 | 0.0 | | |
| | | | | | | | | | | |
| Windsor | 111 | BH-Mental Health Sub... | 1 in 30 mins | 111:89 | 111 | 100.0 | 0 | 0.0 | | |
| | | BH-Intensive Outpatient | 1 in 60 mins | 111:1 | 111 | 100.0 | 0 | 0.0 | | |
| | | BH-Partial Hospitalization | 1 in 60 mins | --- | 1 | 0.9 | 110 | 99.1 | | |
| | | BH-Residential | 1 in 60 mins | 111:1 | 111 | 100.0 | 0 | 0.0 | | |
| | | BH-Inpatient | 1 in 60 mins | --- | 1 | 0.9 | 110 | 99.1 | | |
| | | | | | | | | | | |

Behavioral Health Access Detail By County

July 9, 2021

- Access Analysis
- VT Access Standards
- Employee / Provider Groups
- VT Employees
- BH-Mental Health Substance Use
- BH-Intensive Outpatient
- BH-Partial Hospitalization
- BH-Residential
- BH-Inpatient

| Employees With and Without Access | | | | | | | | | | |
|-----------------------------------|------------|------------|----------|----------------------------|--------------|----------------------|-------------|-------|----------------|-------|
| Zip Code Class | State Abbr | County | Employee | Provider | | Employees: Providers | With Access | | Without Access | |
| | | | # | Group | Standard | | # | % | # | % |
| Suburban | VT | Chittenden | 2 | BH-Mental Health Sub... | 1 in 30 mins | 2:341 | 2 | 100.0 | 0 | 0.0 |
| | | | | BH-Intensive Outpatient | 1 in 60 mins | 2:1 | 2 | 100.0 | 0 | 0.0 |
| | | | | BH-Partial Hospitalization | 1 in 60 mins | --- | 0 | 0.0 | 2 | 100.0 |
| | | | | BH-Residential | 1 in 60 mins | 2:1 | 2 | 100.0 | 0 | 0.0 |
| | | | | BH-Inpatient | 1 in 60 mins | --- | 0 | 0.0 | 2 | 100.0 |
| | | | | | | | | | | |
| Urban | WA | King | 1 | BH-Mental Health Sub... | 1 in 30 mins | --- | 0 | 0.0 | 1 | 100.0 |
| | | | | BH-Intensive Outpatient | 1 in 60 mins | --- | 0 | 0.0 | 1 | 100.0 |
| | | | | BH-Partial Hospitalization | 1 in 60 mins | --- | 0 | 0.0 | 1 | 100.0 |
| | | | | BH-Residential | 1 in 60 mins | --- | 0 | 0.0 | 1 | 100.0 |
| | | | | BH-Inpatient | 1 in 60 mins | --- | 0 | 0.0 | 1 | 100.0 |
| Grand Totals | | | 1,440 | BH-Mental Health Sub... | 1 in 30 mins | 1,440:889 | 1,439 | 99.9 | 1 | 0.1 |
| | | | | BH-Intensive Outpatient | 1 in 60 mins | 720:7 | 1,439 | 99.9 | 1 | 0.1 |
| | | | | BH-Partial Hospitalization | 1 in 60 mins | 480:1 | 101 | 7.0 | 1,339 | 93.0 |
| | | | | BH-Residential | 1 in 60 mins | 288:1 | 1,439 | 99.9 | 1 | 0.1 |
| | | | | BH-Inpatient | 1 in 60 mins | 720:1 | 101 | 7.0 | 1,339 | 93.0 |

PCP-Internal Medicine

July 9, 2021

PCP-Internal Medicine

320 providers at 128 locations

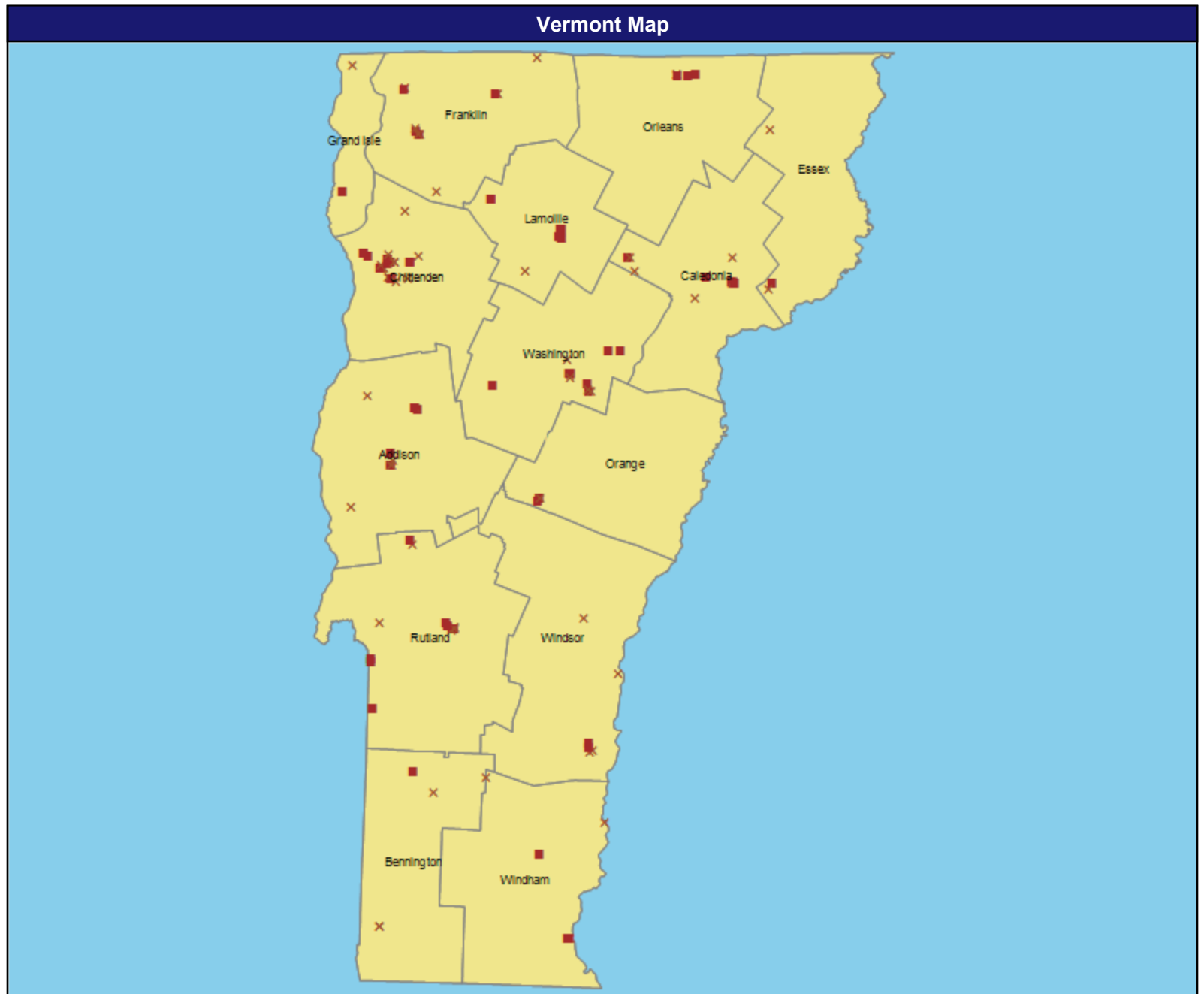
- Single providers (63)
- × Multiple providers (65)

PCP-Internal Medicine

320 providers at 128 locations

- Single providers (63)
- × Multiple providers (65)

24.43 miles



PCP-General Practice and Family Practice

July 9, 2021

PCP-General Practice and Family Practice

341 providers at 173 locations

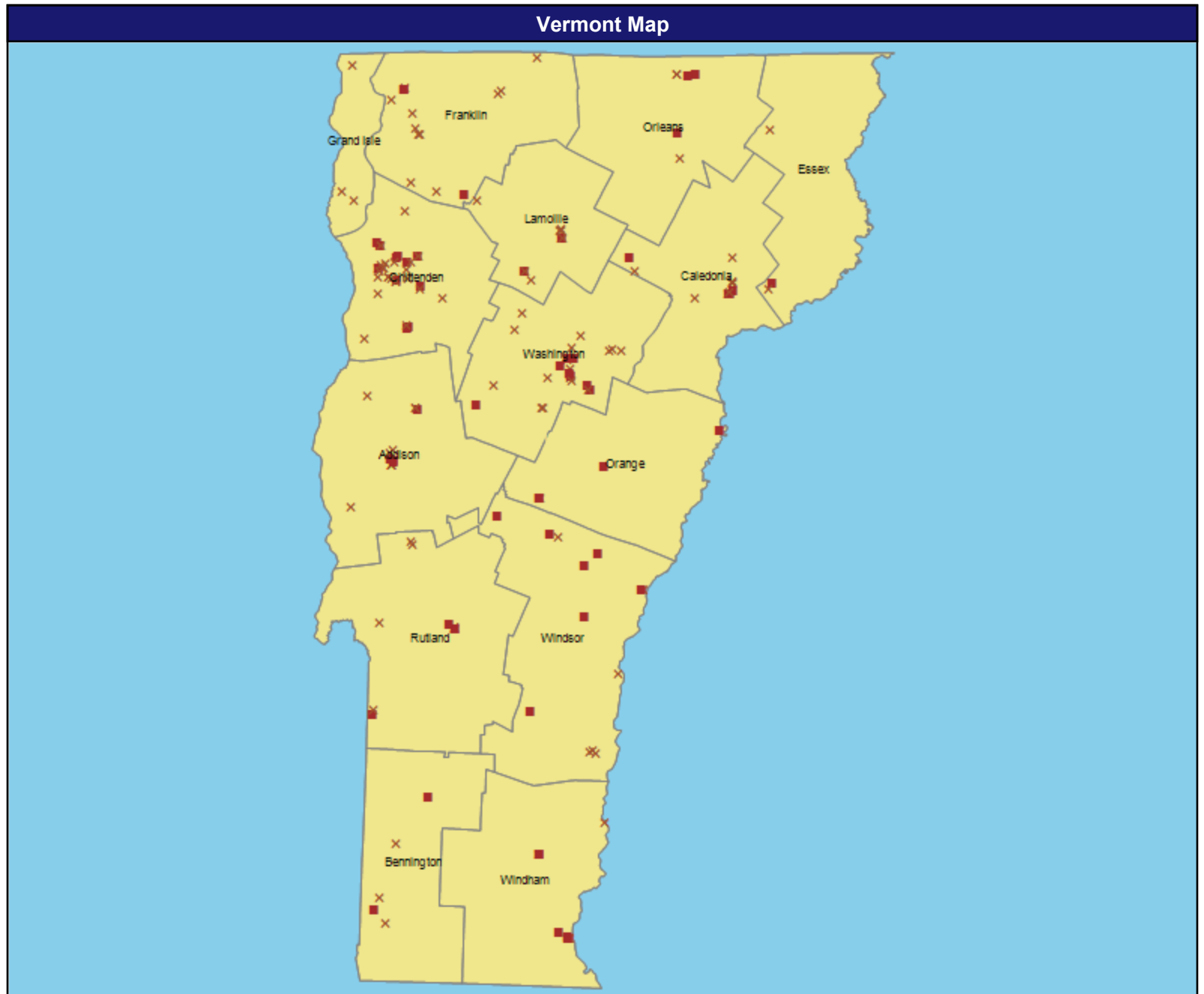
- Single providers (60)
- × Multiple providers (113)

PCP-General Practice and Family Practice

341 providers at 173 locations

- Single providers (60)
- × Multiple providers (113)

24.43 miles



PCP-Pediatric

July 9, 2021

PCP-Pediatric

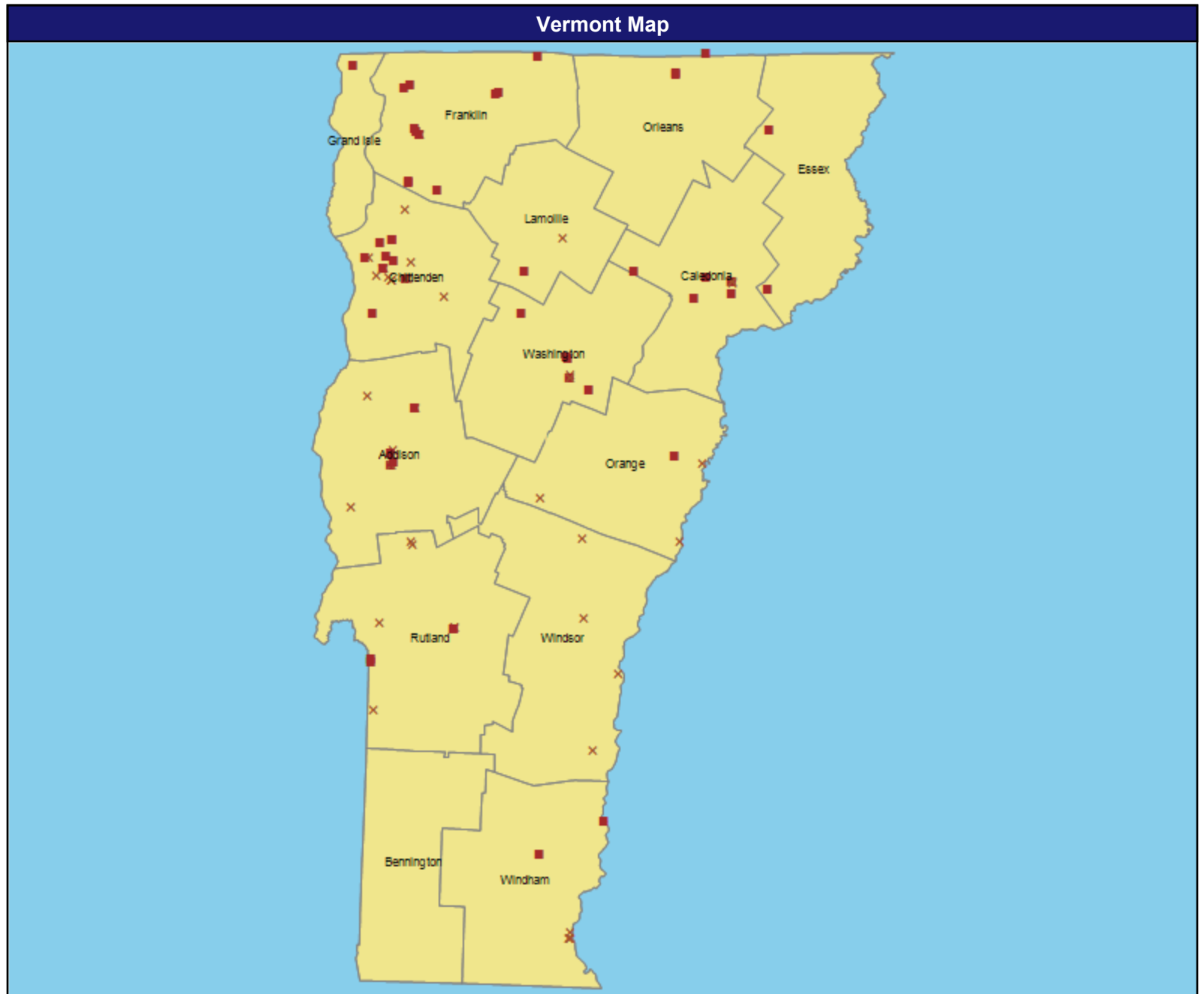
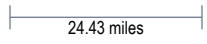
172 providers at 91 locations

- Single providers (49)
- × Multiple providers (42)

PCP-Pediatric

172 providers at 91 locations

- Single providers (49)
- × Multiple providers (42)



July 9, 2021

PCP-OBGYN

93 providers at 45 locations

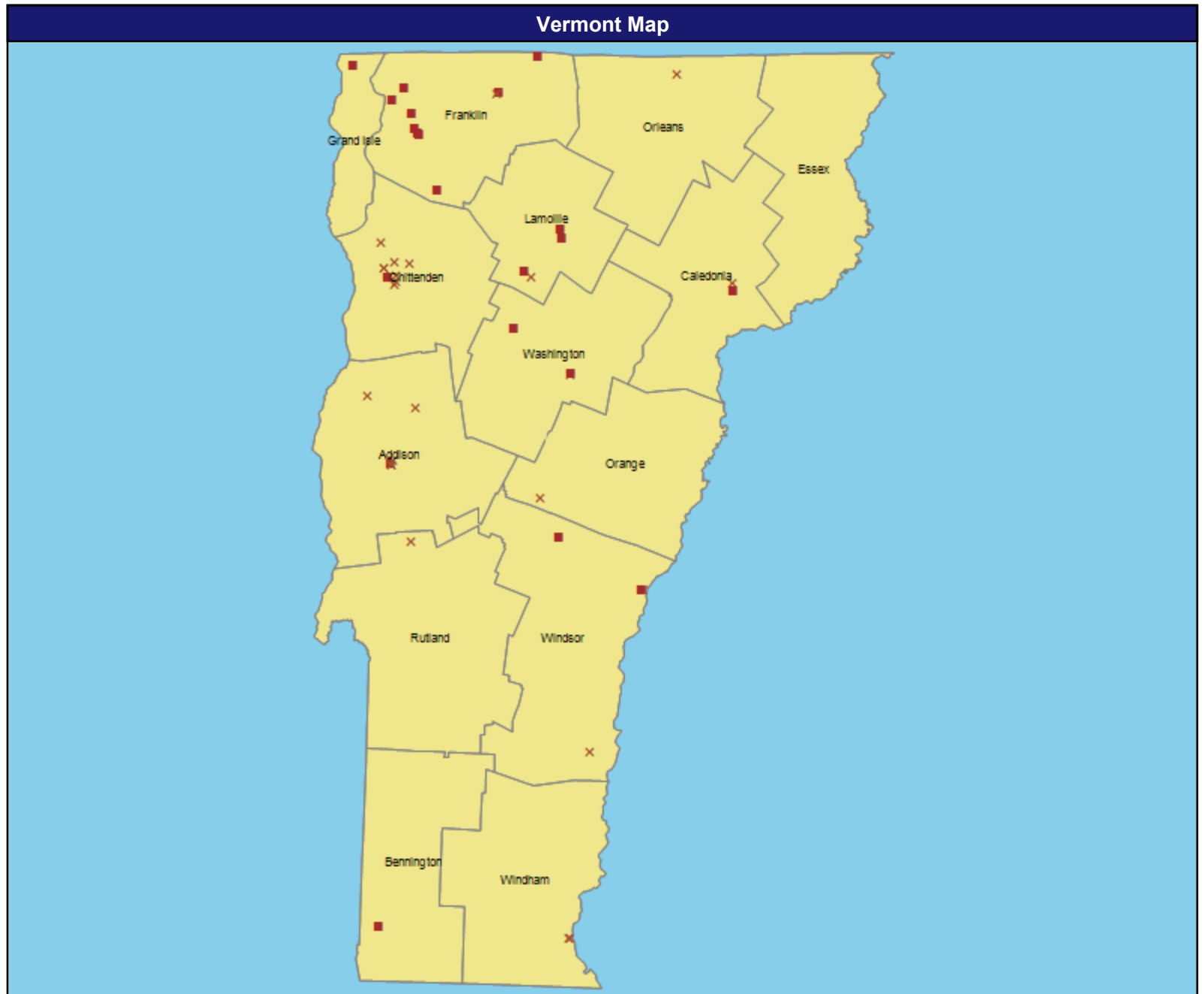
- Single providers (21)
- × Multiple providers (24)

PCP-OBGYN

93 providers at 45 locations

- Single providers (21)
- × Multiple providers (24)

24.43 miles



Outpatient Physician Specialty Care

July 9, 2021

Outpatient Physician Specialty Care

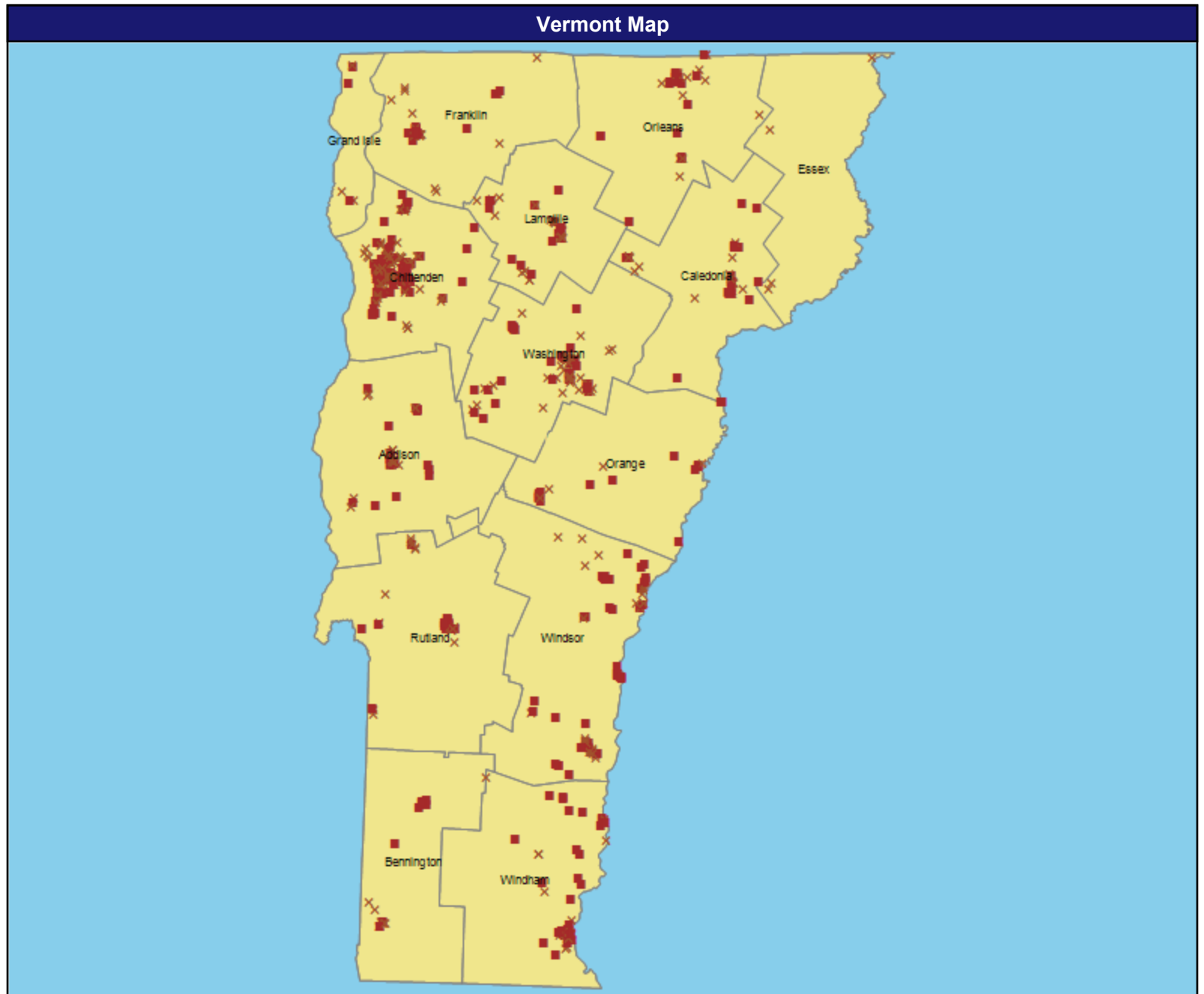
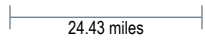
3,039 providers at 816 locations

- Single providers (386)
- × Multiple providers (430)

Outpatient Physician Specialty Care

3,039 providers at 816 locations

- Single providers (386)
- × Multiple providers (430)



July 9, 2021

Laboratory

52 providers at 5 locations

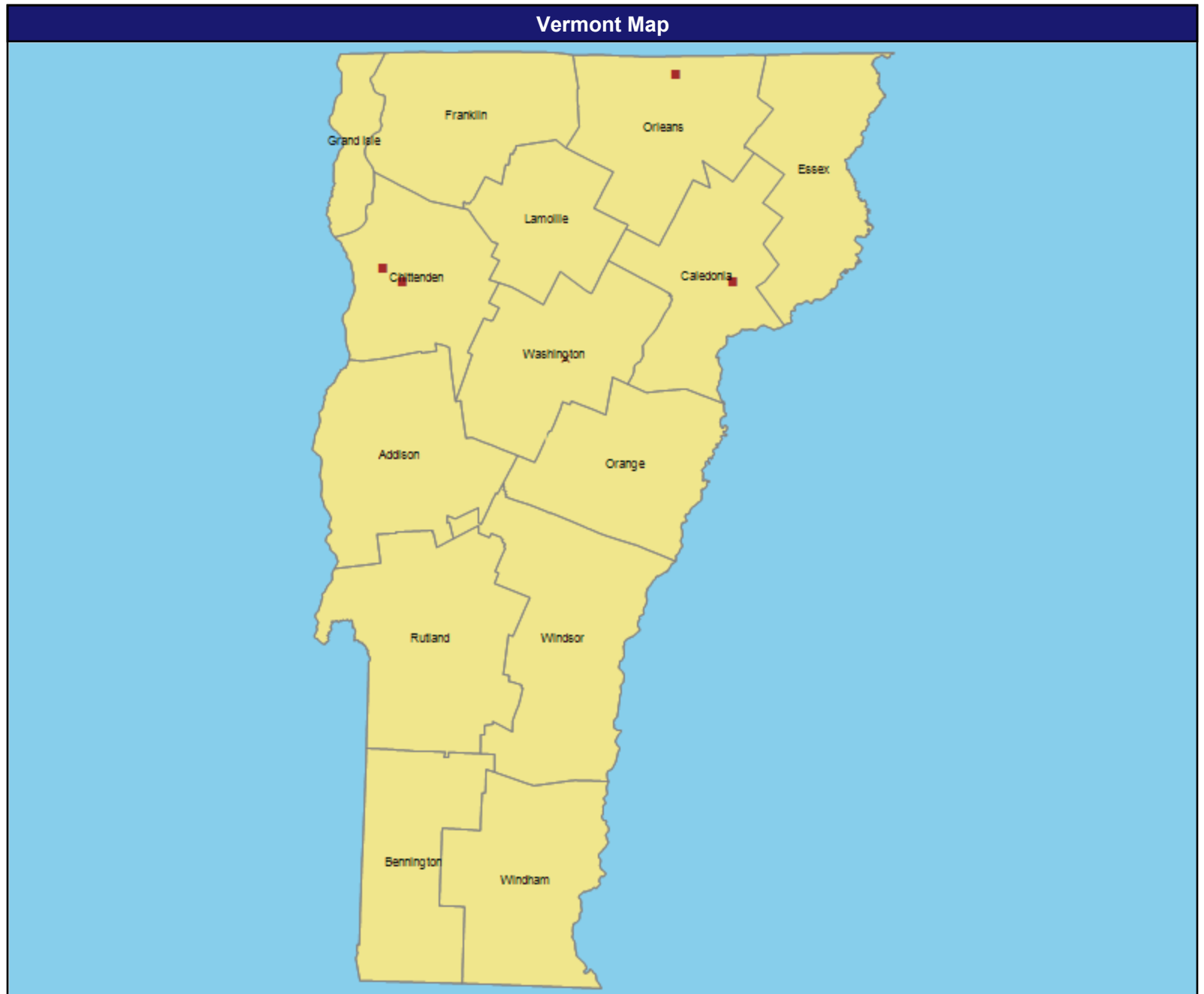
- Single providers (4)
- × Multiple providers (1)

Laboratory

52 providers at 5 locations

- Single providers (4)
- × Multiple providers (1)

24.43 miles



July 9, 2021

Pharmacy

14 providers at 7 locations

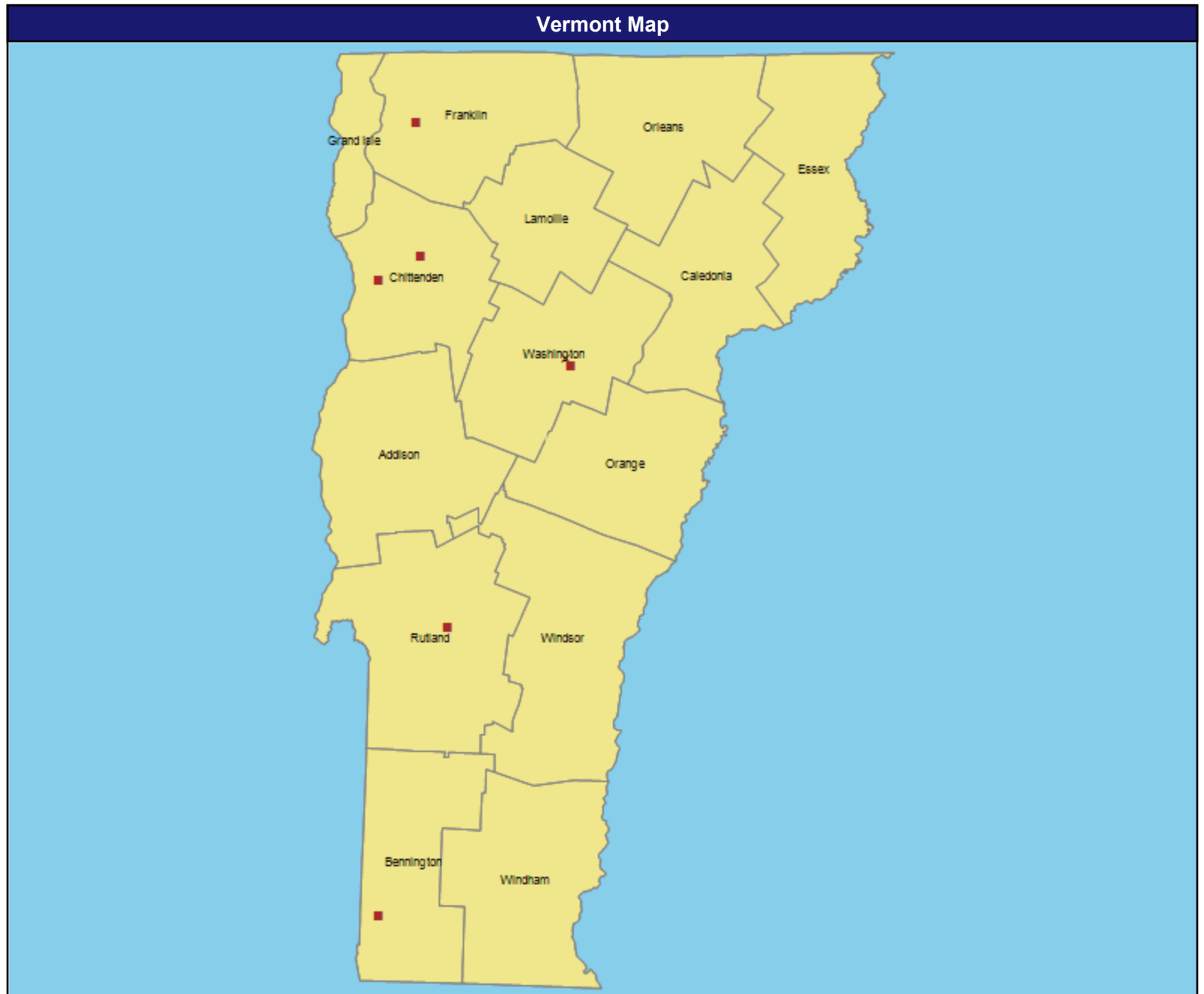
- Single providers (6)
- × Multiple providers (1)

Pharmacy

14 providers at 7 locations

- Single providers (6)
- × Multiple providers (1)

24.43 miles



General Optometry

July 9, 2021

General Optometry

68 providers at 42 locations

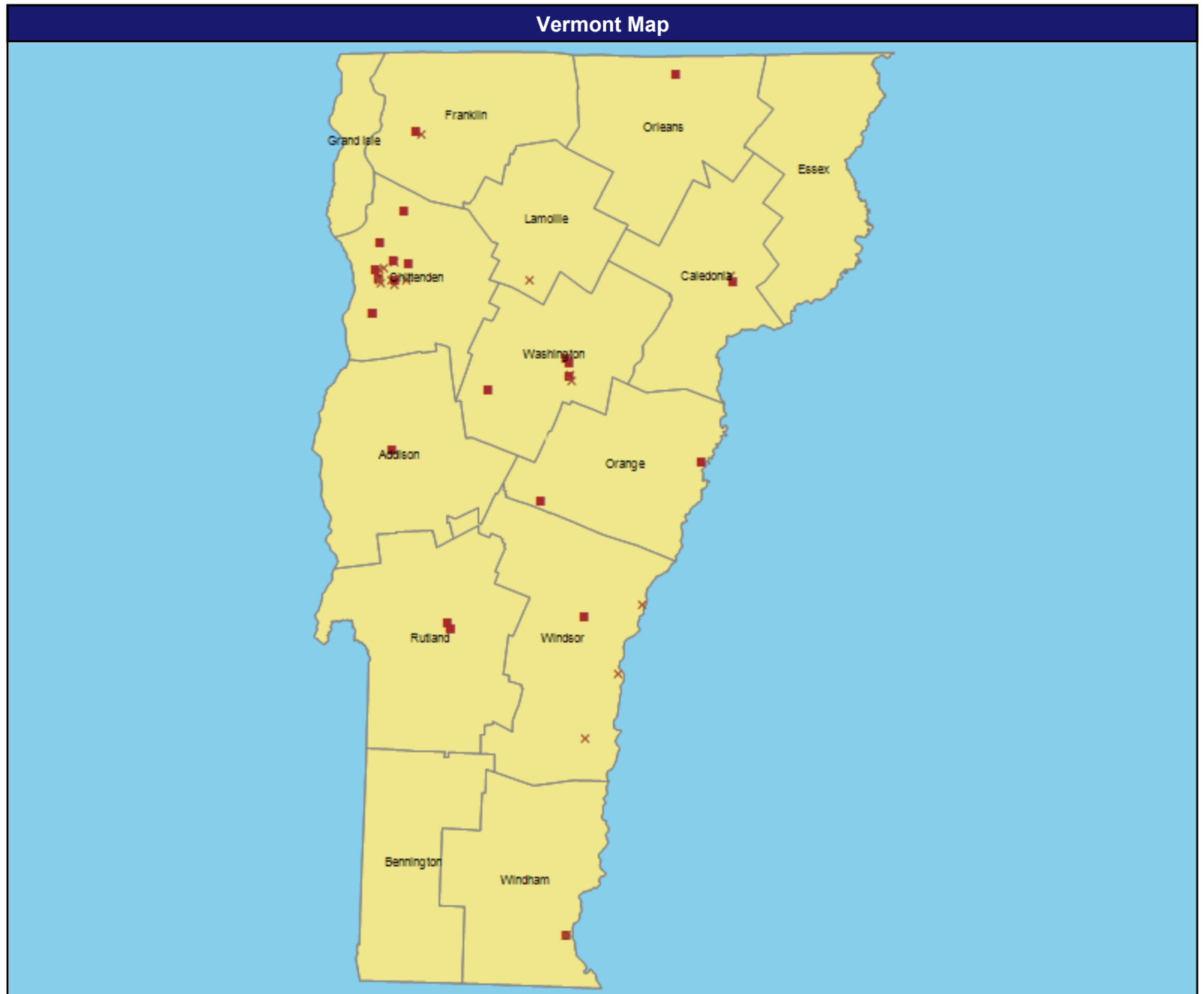
- Single providers (24)
- × Multiple providers (18)

General Optometry

68 providers at 42 locations

- Single providers (24)
- × Multiple providers (18)

24.43 miles



Imaging

July 9, 2021

Imaging

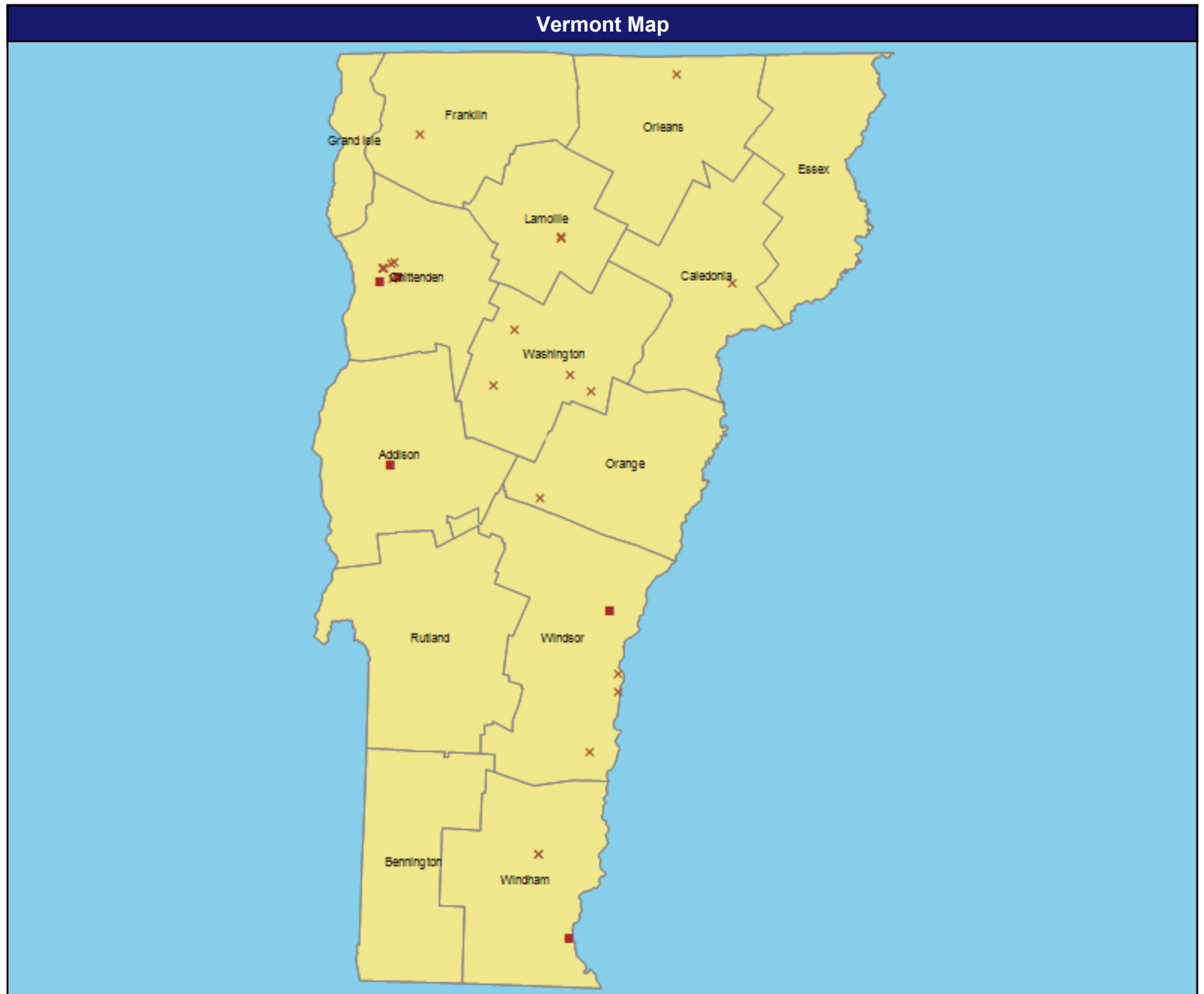
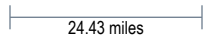
130 providers at 27 locations

- Single providers (5)
- × Multiple providers (22)

Imaging

130 providers at 27 locations

- Single providers (5)
- × Multiple providers (22)



Inpatient Hospital

July 9, 2021

Inpatient Hospital

16 providers at 16 locations

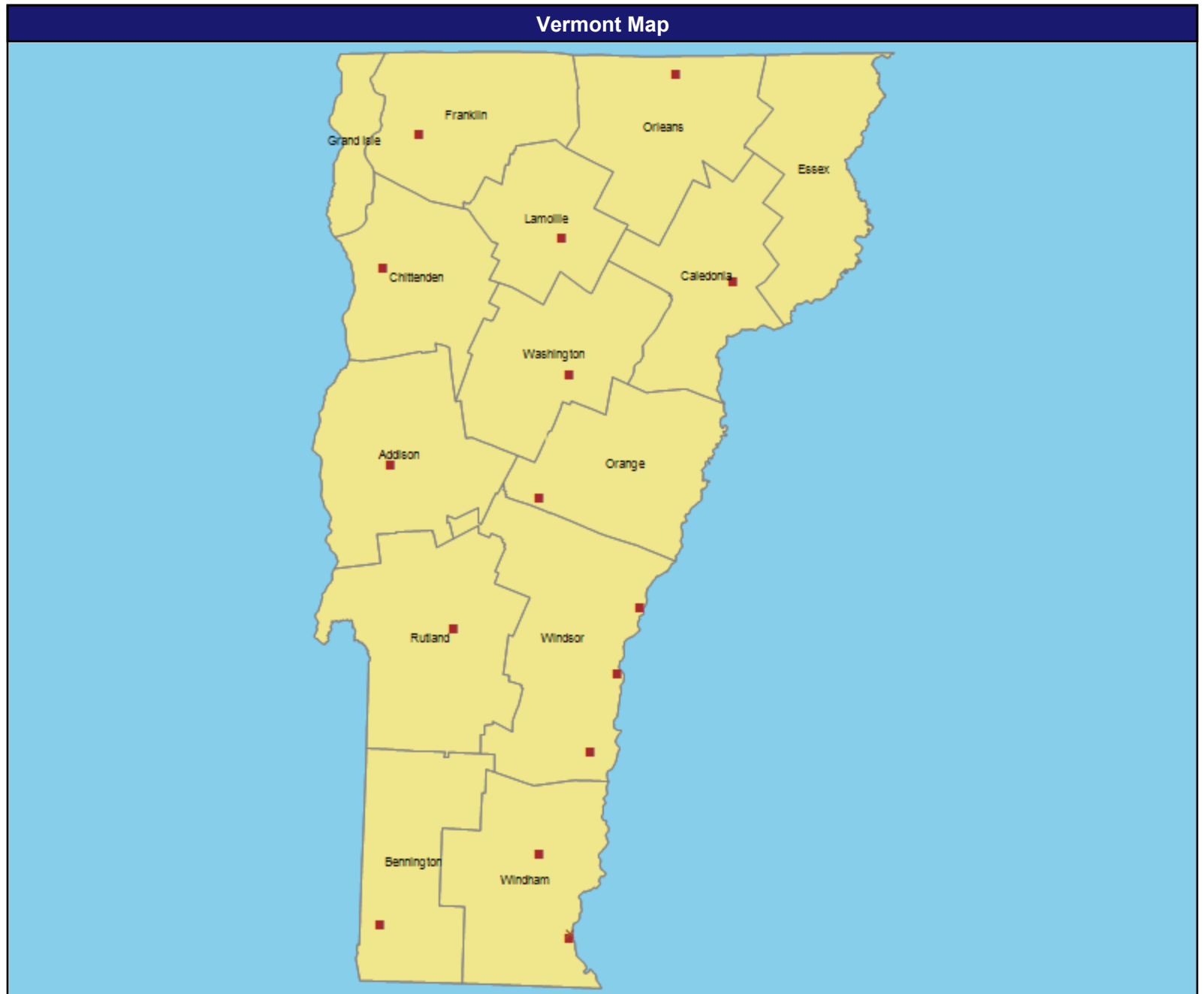
- Single providers (15)
- × Multiple providers (1)

Inpatient Hospital

16 providers at 16 locations

- Single providers (15)
- × Multiple providers (1)

24.43 miles



Inpatient Medical Rehabilitation Services

July 9, 2021

Inpatient Medical Rehabilitation Services

20 providers at 19 locations

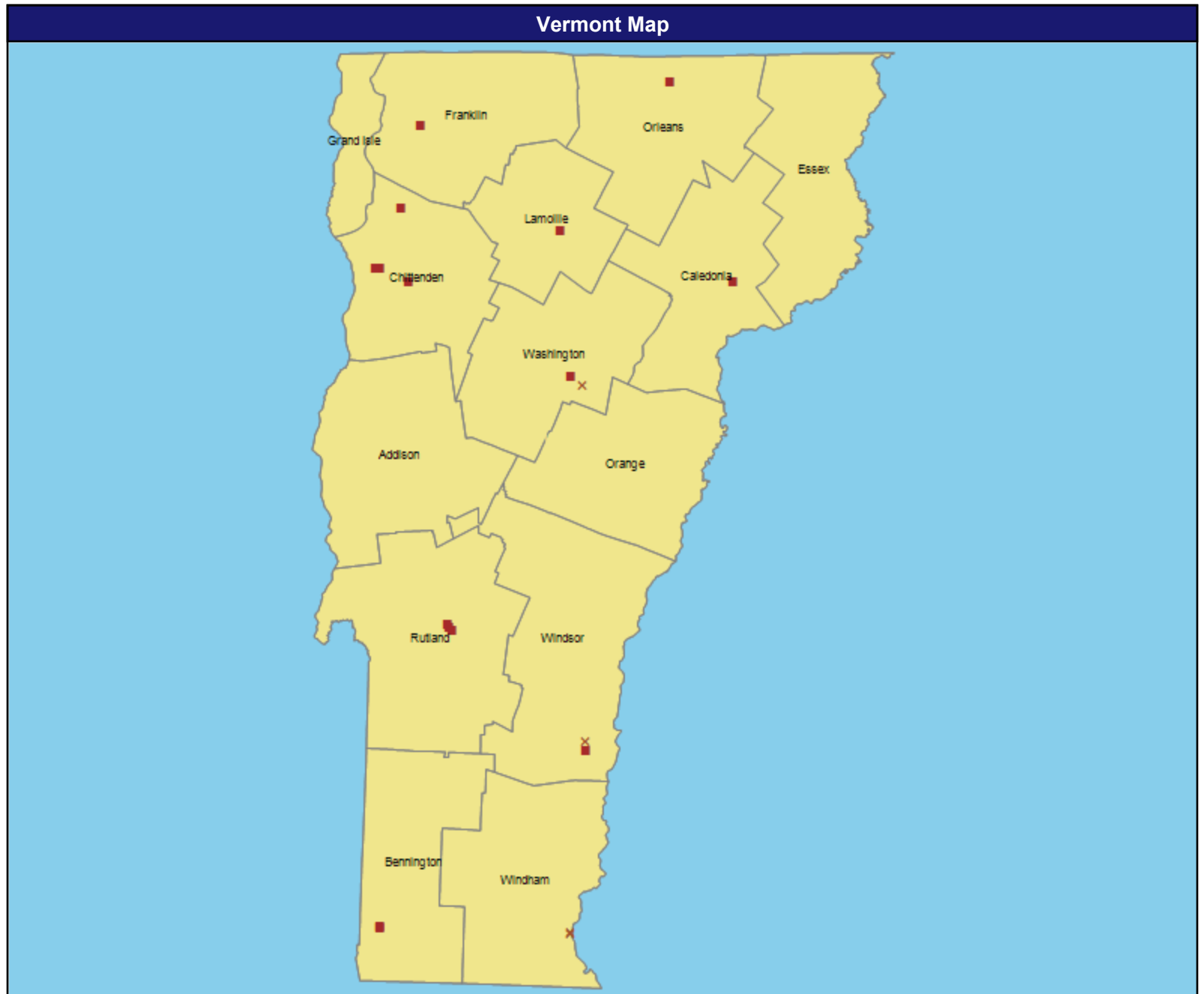
- Single providers (15)
- × Multiple providers (4)

Inpatient Medical Rehabilitation Services

20 providers at 19 locations

- Single providers (15)
- × Multiple providers (4)

24.43 miles



Major Trauma Treatment

July 9, 2021

Major Trauma Treatment

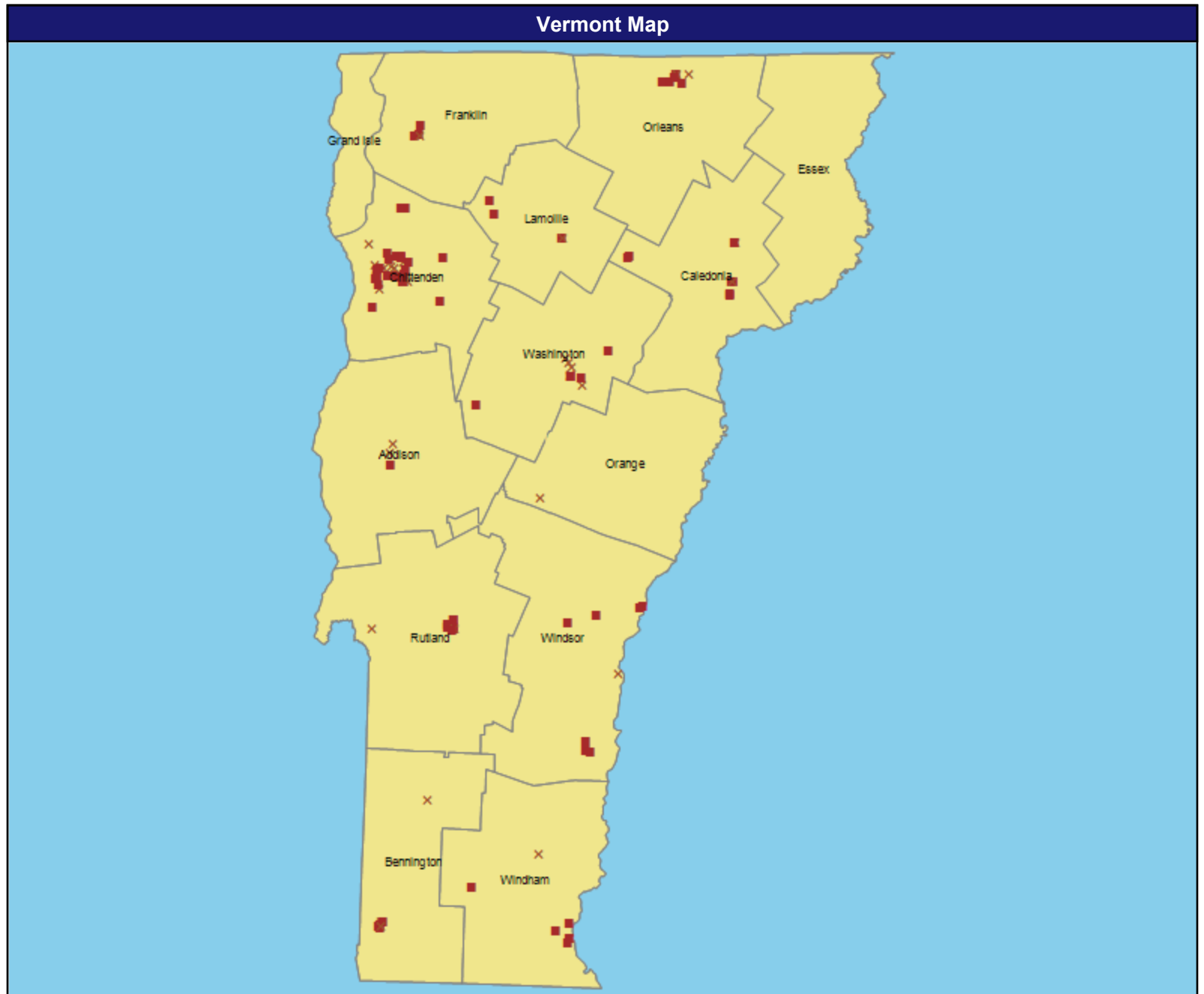
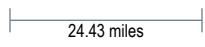
91 providers at 107 locations

- Single providers (76)
- × Multiple providers (31)

Major Trauma Treatment

91 providers at 107 locations

- Single providers (76)
- × Multiple providers (31)



Neonatal Intensive Care

July 9, 2021

Neonatal Intensive Care

35 providers at 25 locations

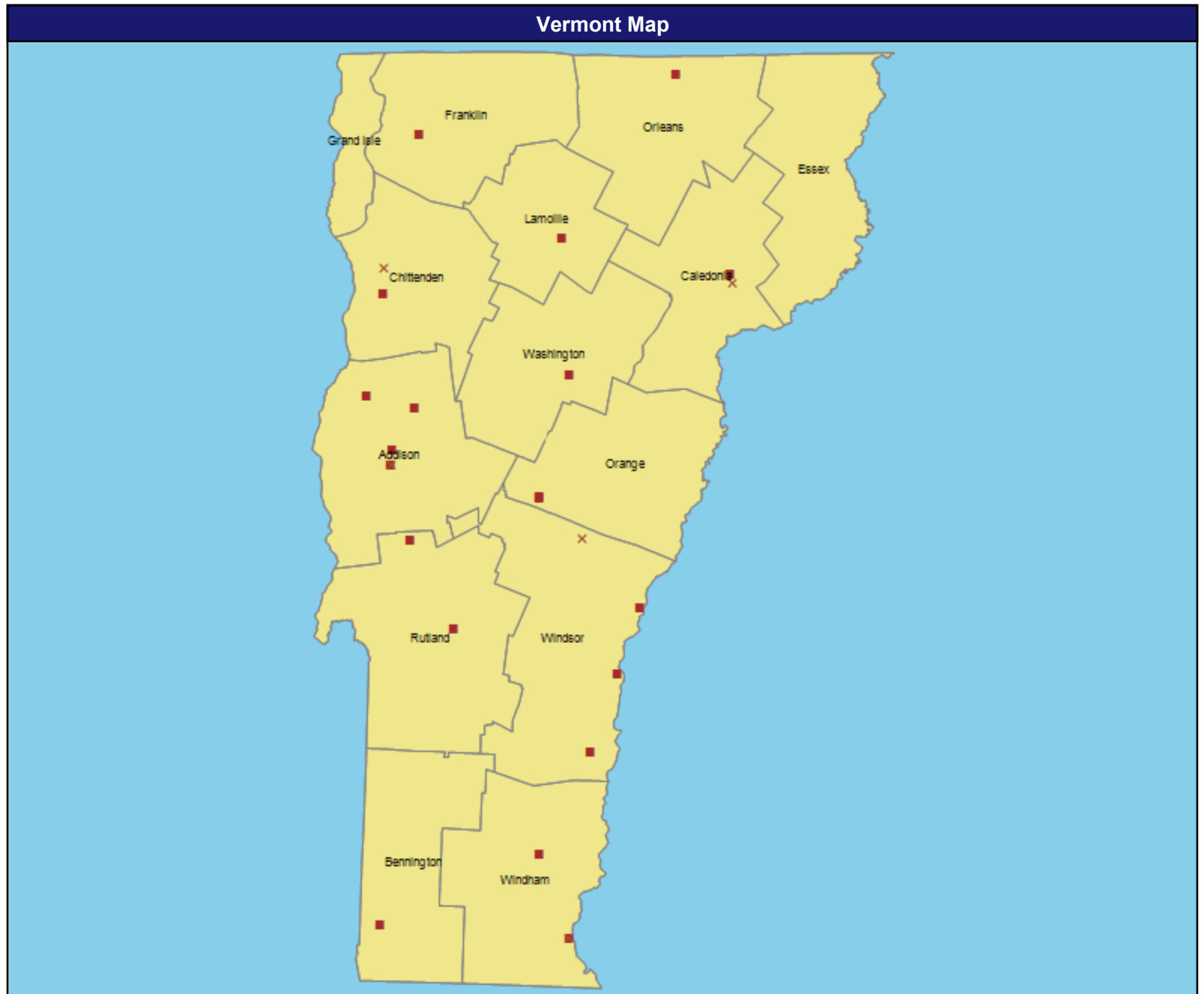
- Single providers (20)
- × Multiple providers (5)

Neonatal Intensive Care

35 providers at 25 locations

- Single providers (20)
- × Multiple providers (5)

24.43 miles



Tertiary Level Cardiac Services

July 9, 2021

Tertiary Level Cardiac Services

78 providers at 32 locations

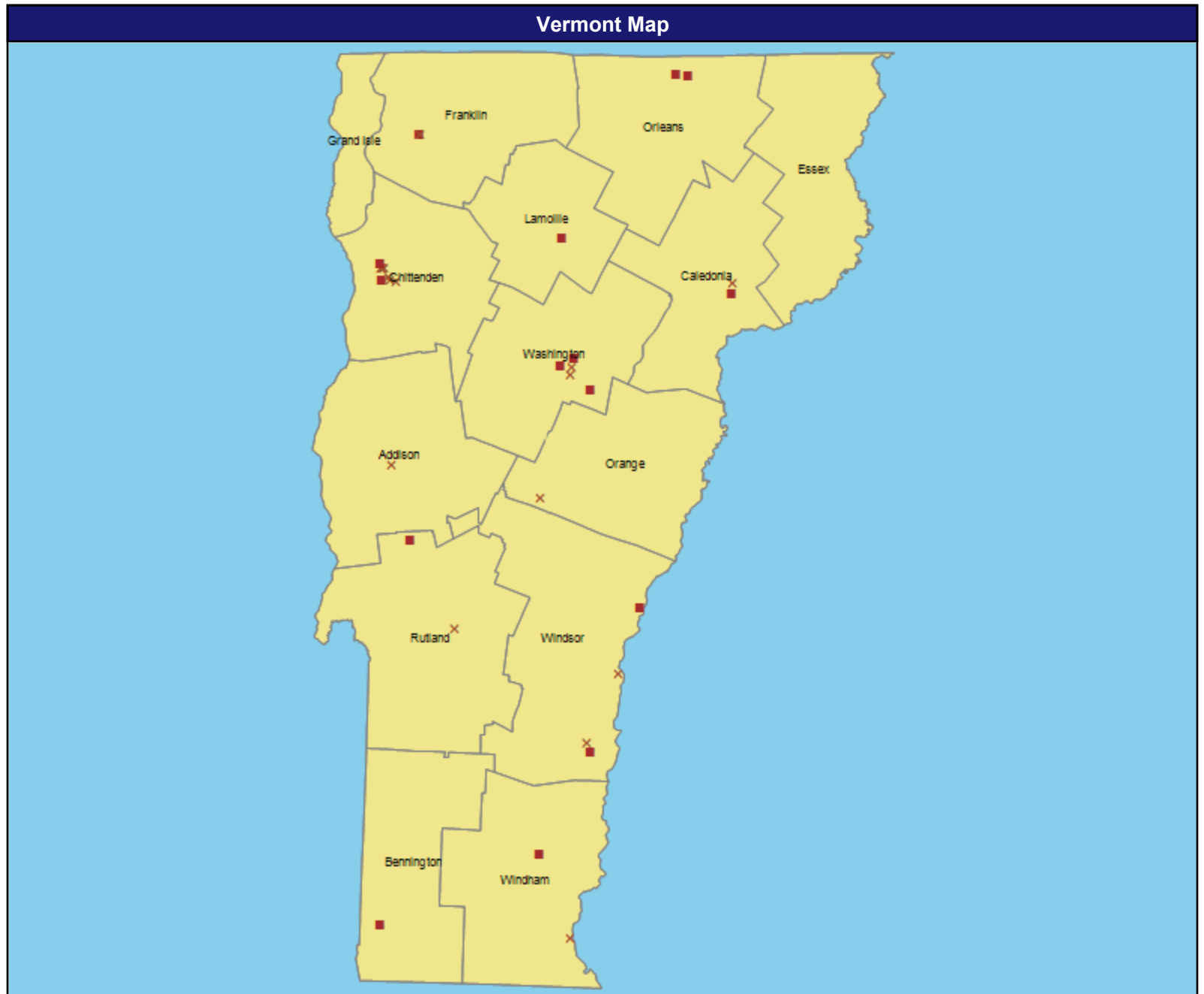
- Single providers (15)
- × Multiple providers (17)

Tertiary Level Cardiac Services

78 providers at 32 locations

- Single providers (15)
- × Multiple providers (17)

24.43 miles



Other Specialty Services

July 9, 2021

Other Specialty Services

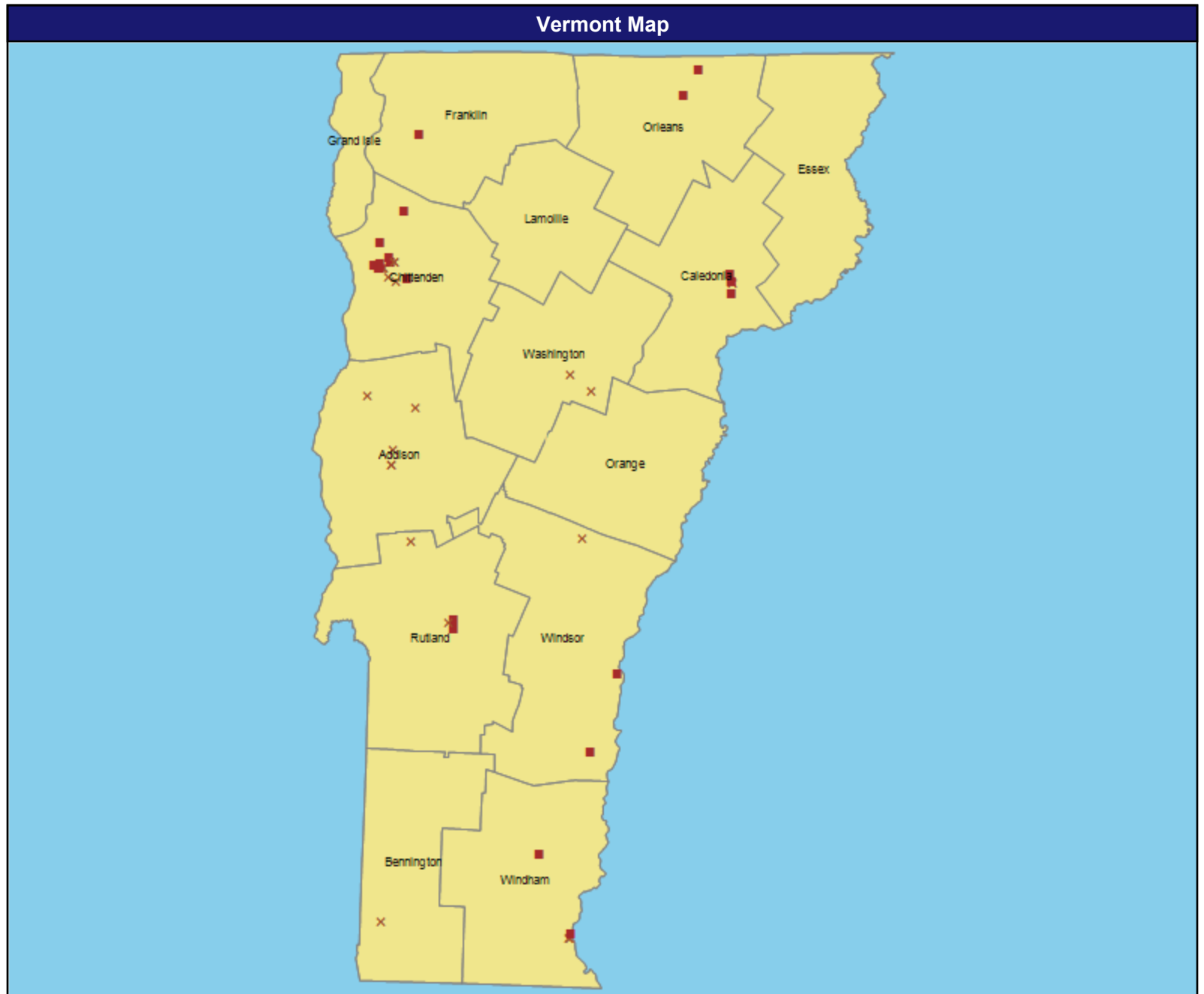
103 providers at 43 locations

- Single providers (22)
- × Multiple providers (21)

Other Specialty Services

103 providers at 43 locations

- Single providers (22)
- × Multiple providers (21)



Mental Health Substance Use

July 9, 2021

BH-Mental Health Substance Use

545 providers at 346 locations

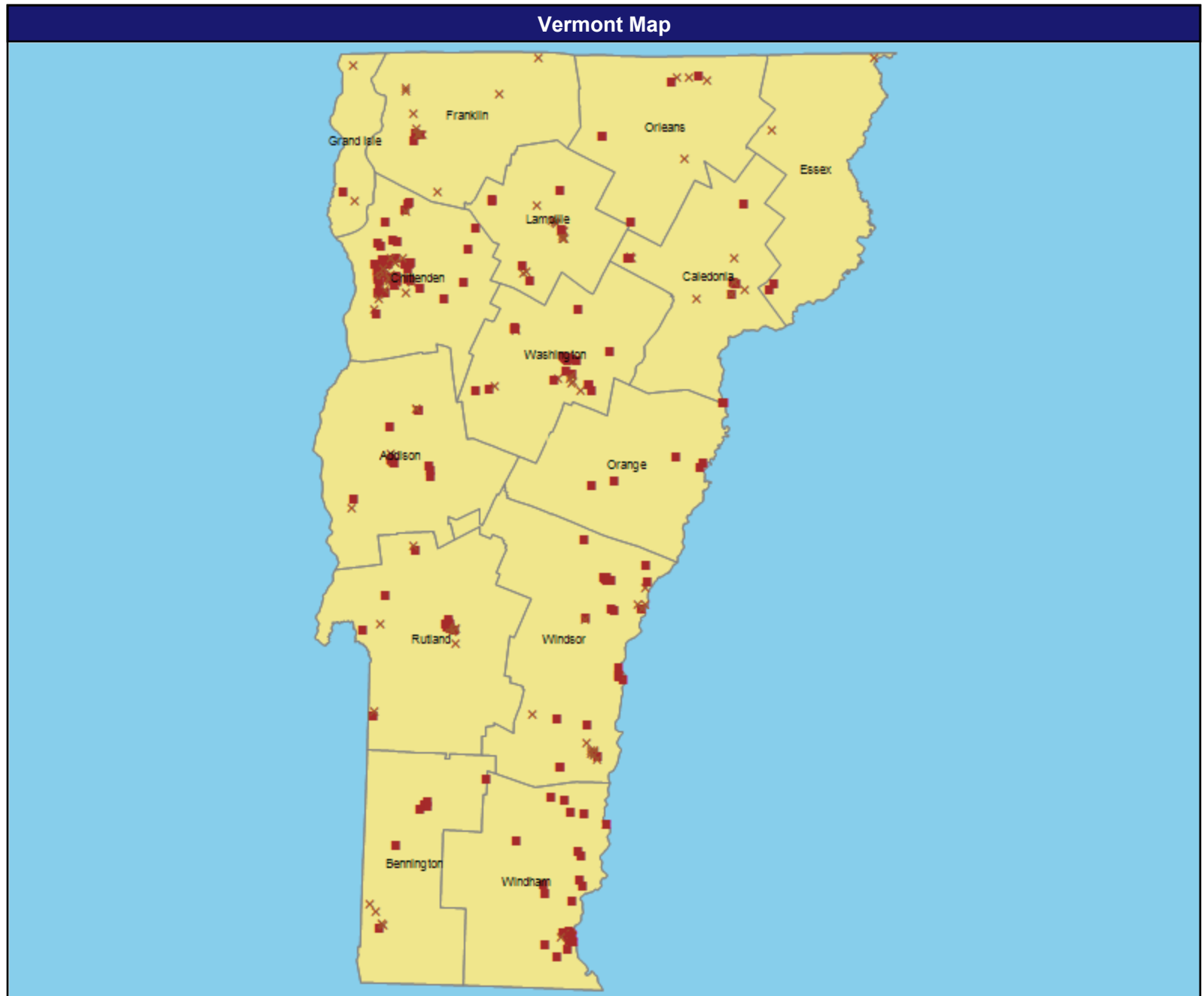
- Single providers (199)
- × Multiple providers (147)

BH-Mental Health Substance Use

545 providers at 346 locations

- Single providers (199)
- × Multiple providers (147)

24.43 miles



Inpatient

July 9, 2021

BH-Inpatient

1 providers at 1 locations

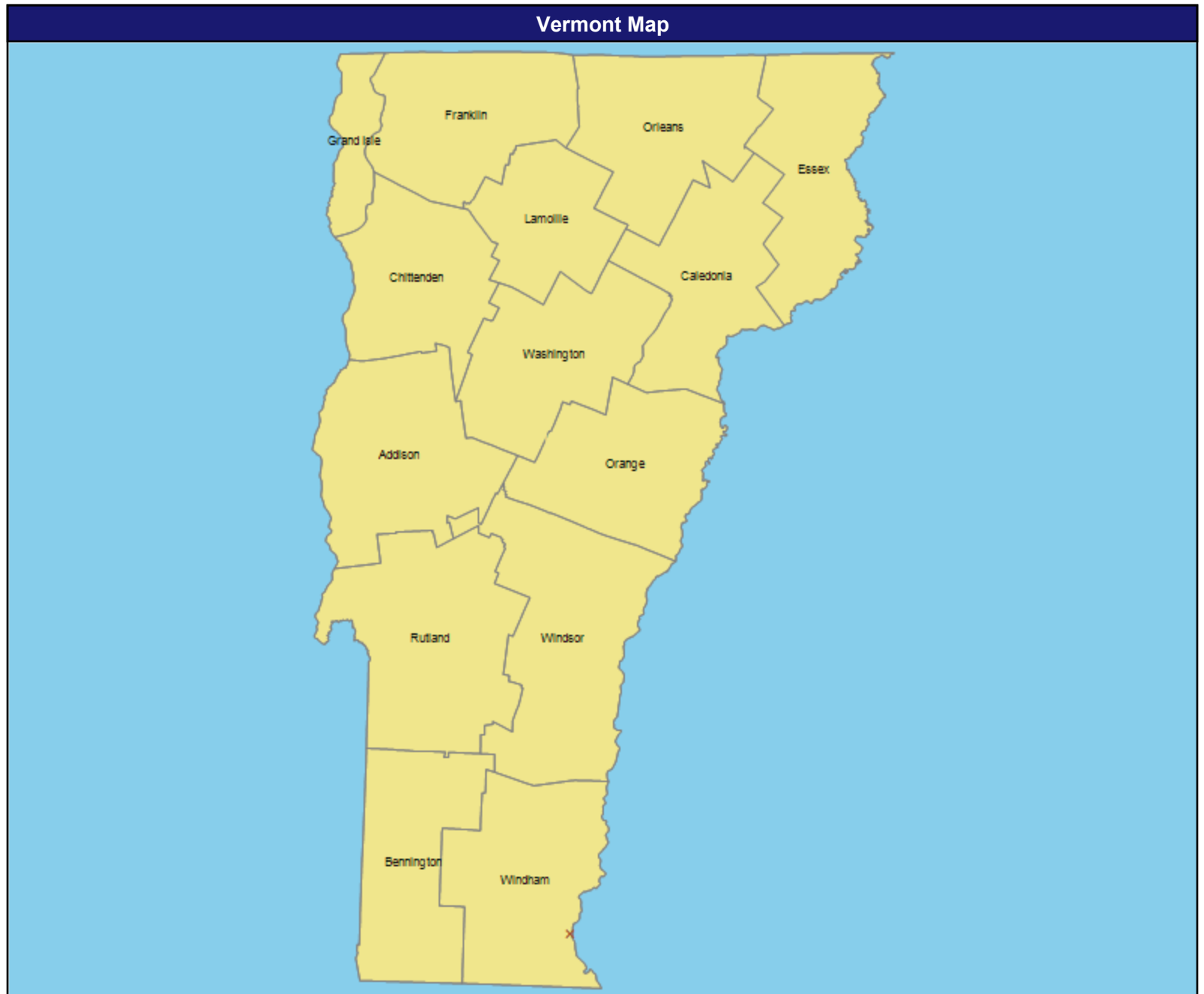
- Single providers (0)
- × Multiple providers (1)

BH-Inpatient

1 providers at 1 locations

- Single providers (0)
- × Multiple providers (1)

24.43 miles



Intensive Outpatient

July 9, 2021

BH-Intensive Outpatient

9 providers at 14 locations

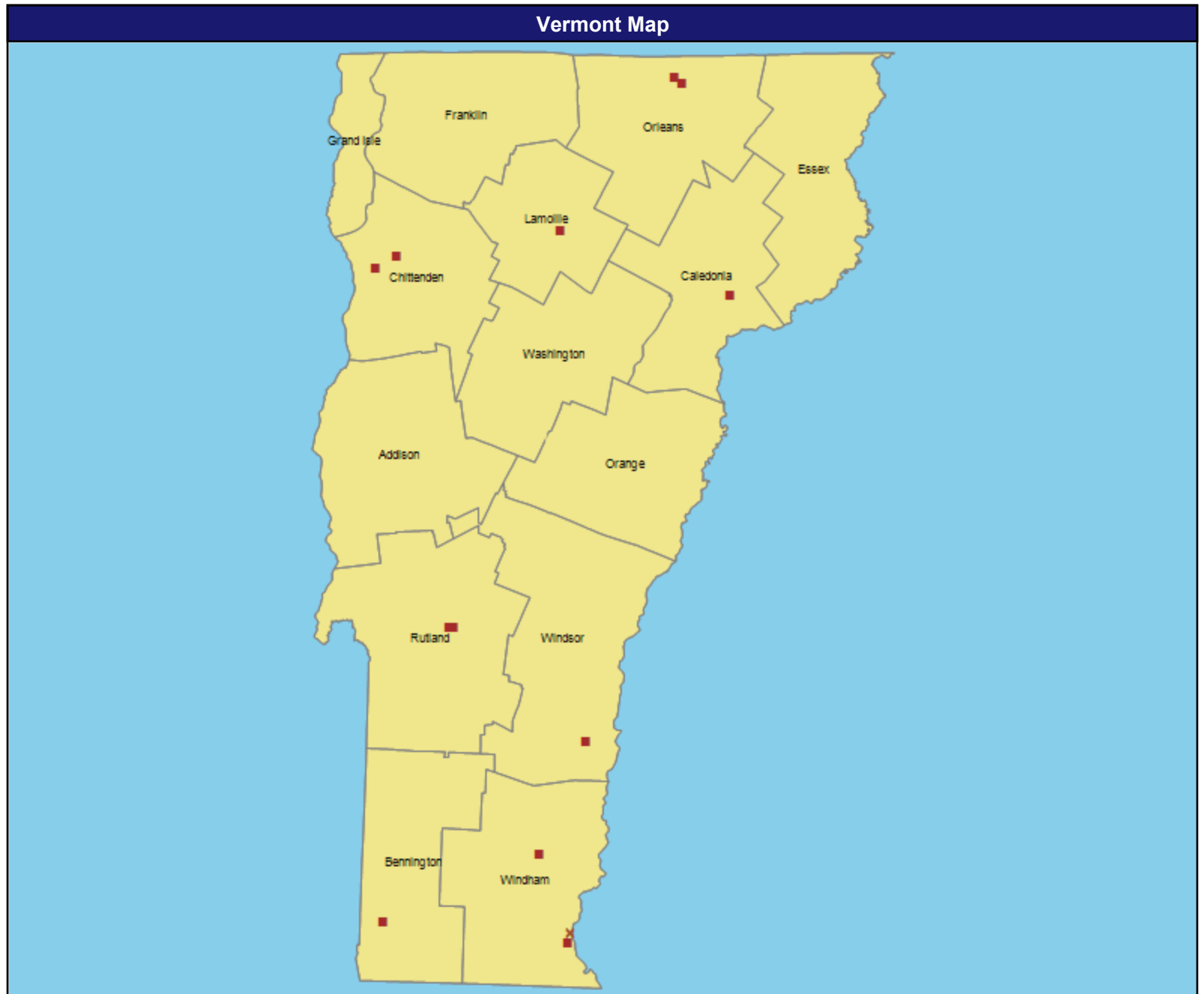
- Single providers (12)
- × Multiple providers (2)

BH-Intensive Outpatient

9 providers at 14 locations

- Single providers (12)
- × Multiple providers (2)

24.43 miles



Partial Hospitalization

July 9, 2021

BH-Partial Hospitalization

2 providers at 2 locations

■ Single providers (1)

× Multiple providers (1)

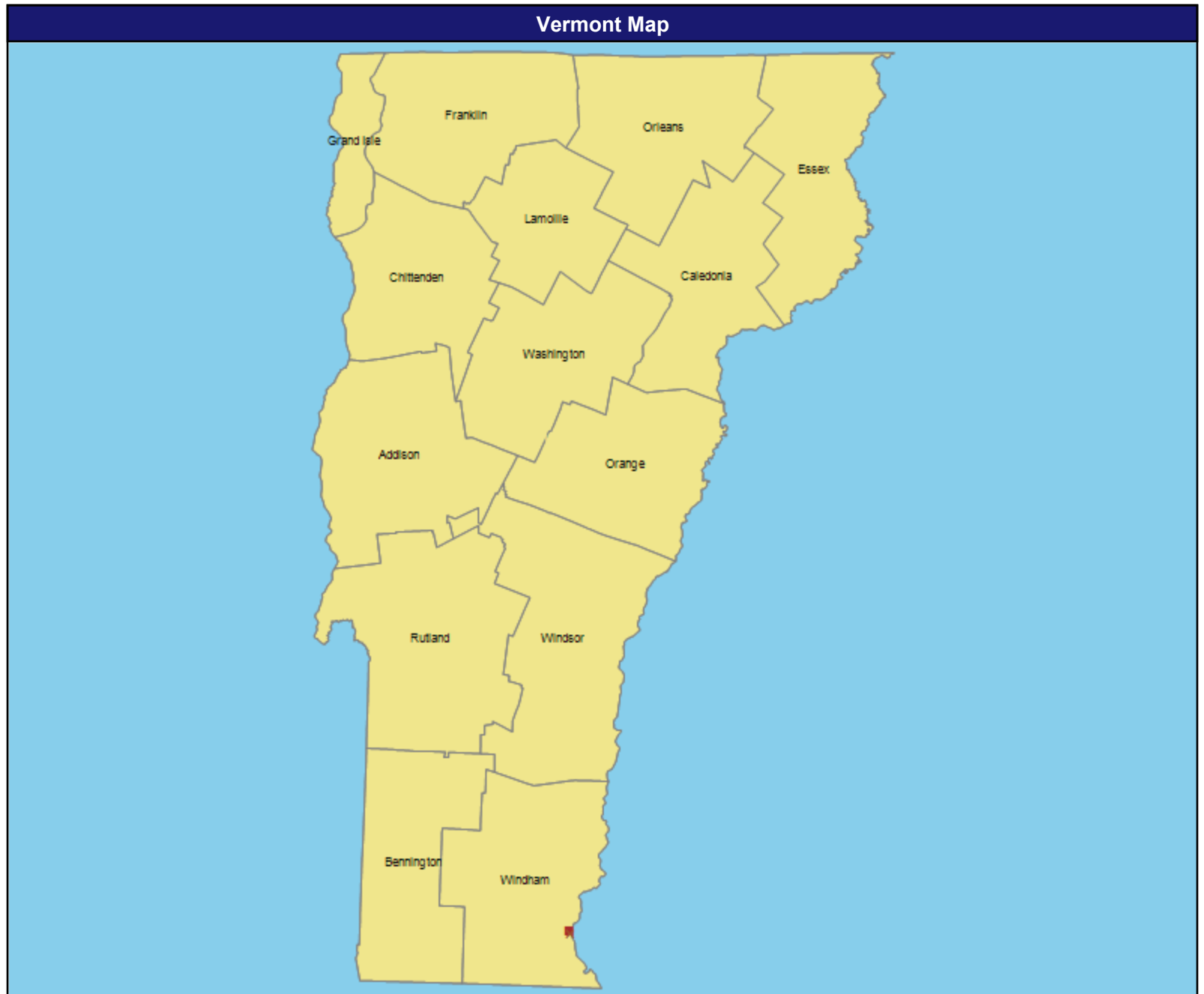
BH-Partial Hospitalization

2 providers at 2 locations

■ Single providers (1)

× Multiple providers (1)

24.43 miles



July 9, 2021

BH-Residential

6 providers at 6 locations

- Single providers (5)
- × Multiple providers (1)

BH-Residential

6 providers at 6 locations

- Single providers (5)
- × Multiple providers (1)

24.43 miles

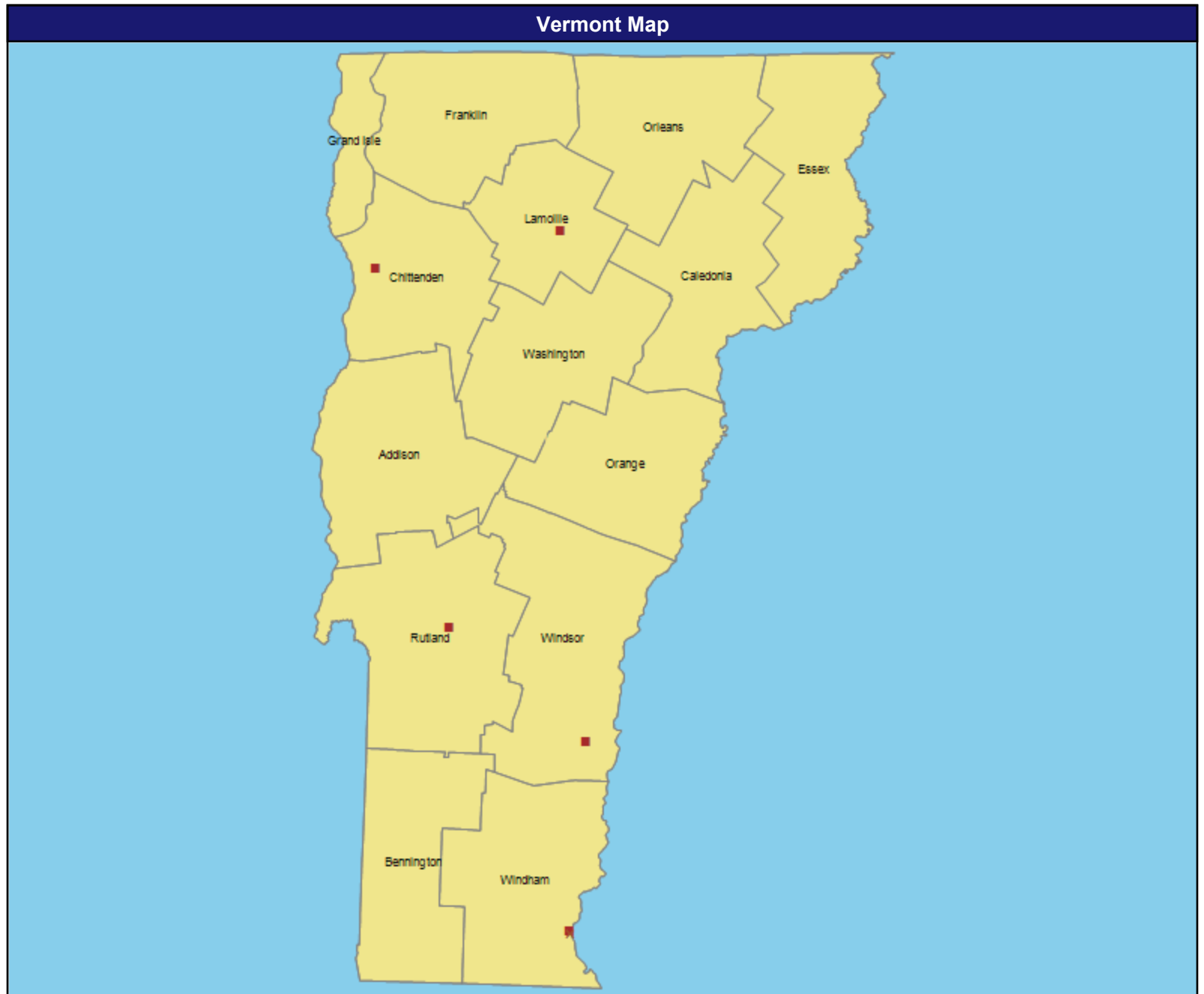




Exhibit 4

Part 6 of Vermont Rule H-2009-03 Opportunities for Improvement

Cigna has met our standard access requirements for all specialties and therefore, there is no improvement specifically identified.

Cigna's network is currently open and accepting providers and facilities that meet credentialing requirements and will agree to contract terms.

If a participating provider is not available within a reasonable time or distance, Cigna's policy allows members to see non-participating providers within a reasonable distance and they will be covered and approved at the appropriate benefit level.

First Health Network

Part 6 of Vermont Rule H-2009-03 Opportunities for Improvement

As a national network, First Health Network will continue efforts to improve discounts and pursue additional providers from gaps identified in GeoAccess analyses. First Health will also accept nominations from clients and members and will continue ongoing evaluation of the network to ensure we provide optimal access and provider choice.



National Committee for Quality Assurance

has awarded

Aetna Life Insurance Company (NH/VT)

Commercial PPO/EPO Combined

an accreditation status of

Accredited

for service and clinical quality that meet or exceed NCQA's rigorous requirements for consumer protection and quality improvement.



CHAIR, BOARD OF DIRECTORS

PRESIDENT

CHAIR, REVIEW OVERSIGHT COMMITTEE

12/13/2019

DATE GRANTED

12/13/2022

EXPIRATION DATE



National Committee for Quality Assurance

has awarded

Cigna Health and Life Insurance Company - Vermont

Commercial PPO

an accreditation status of

Accredited

for service and clinical quality that meet or exceed NCQA's rigorous requirements for consumer protection and quality improvement.



CHAIR, BOARD OF DIRECTORS

PRESIDENT

CHAIR, REVIEW OVERSIGHT COMMITTEE

09/08/2020

DATE GRANTED

09/08/2023

EXPIRATION DATE